

Bristol Village

NWC OF BRISTOL ST & REDHILL AVE | COSTA MESA, CA

THE FESTIVAL COMPANIES

INTEGRATED SOLUTIONS TO REAL ESTATE AND DEVELOPMENT

DEMOGRAPHICS



44,000
CARS PER DAY
TRAFFIC COUNT

(at center's main intersection)



217,090
DAILY
POPULATION

(3 mile radius around center)

169,561
LOCAL
POPULATION

(3 mile radius around center)



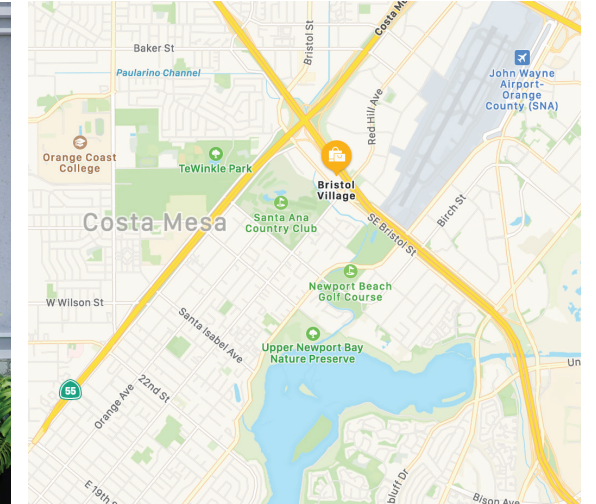
\$1,167,592
MEDIAN
HOME VALUE

(Zillow 2023)

\$112,610
AVERAGE
HOUSEHOLD INCOME

(3 mile radius around center)

Source: CoStar 2019




SITE INFORMATION

GLA	25,301 SF
Parking	223 Stalls
Land Area	169,448 SF

TRAFFIC COUNTS

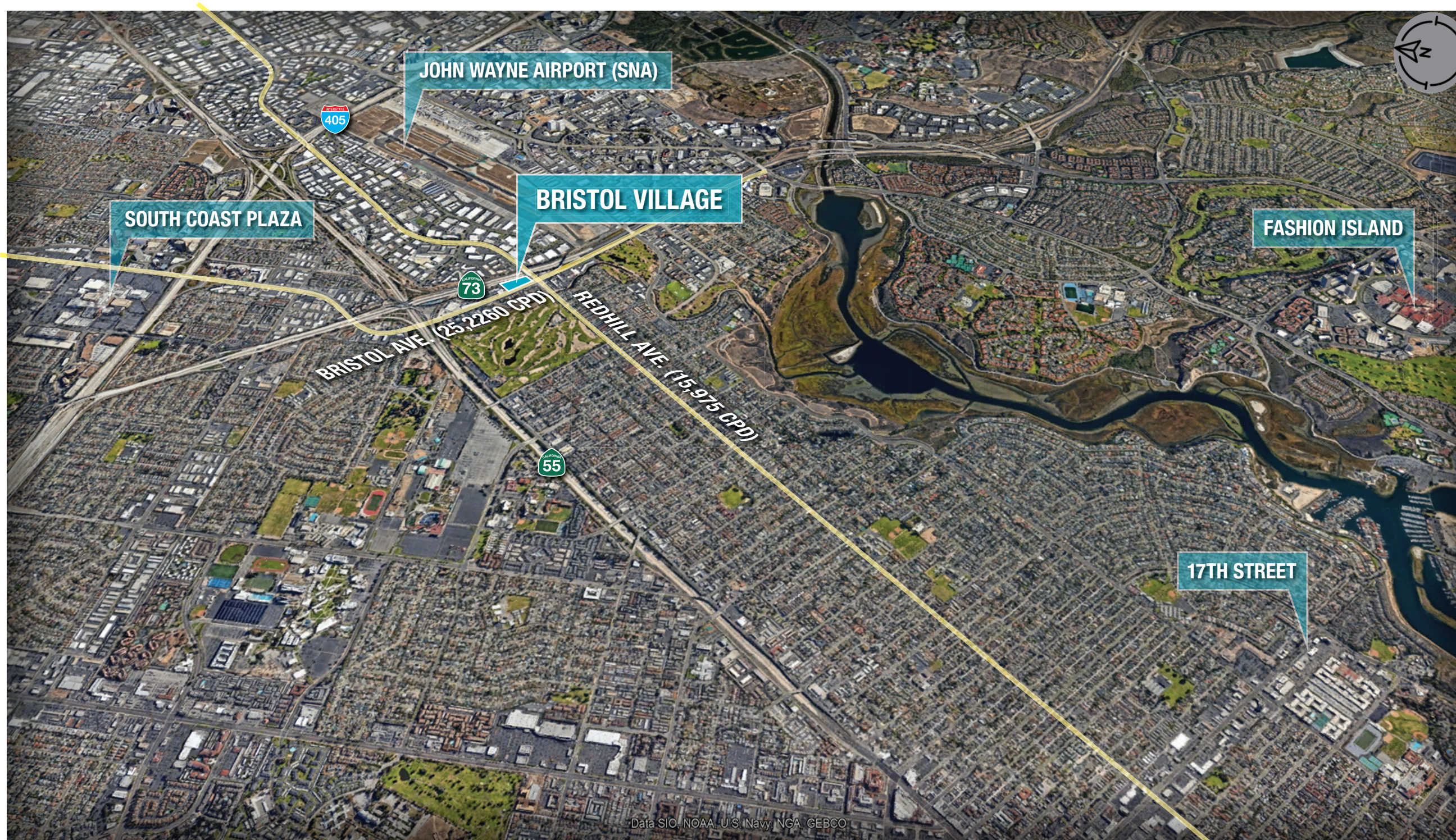
Red Hill	15,975 CPD
Bristol St	25,226 CPD
73 FWY	175,200 CPD
Combined	216,200 CPD



Bristol Village

270 BRISTOL STREET | COSTA MESA, CA 92626

 THE FESTIVAL COMPANIES



PROJECT HIGHLIGHTS

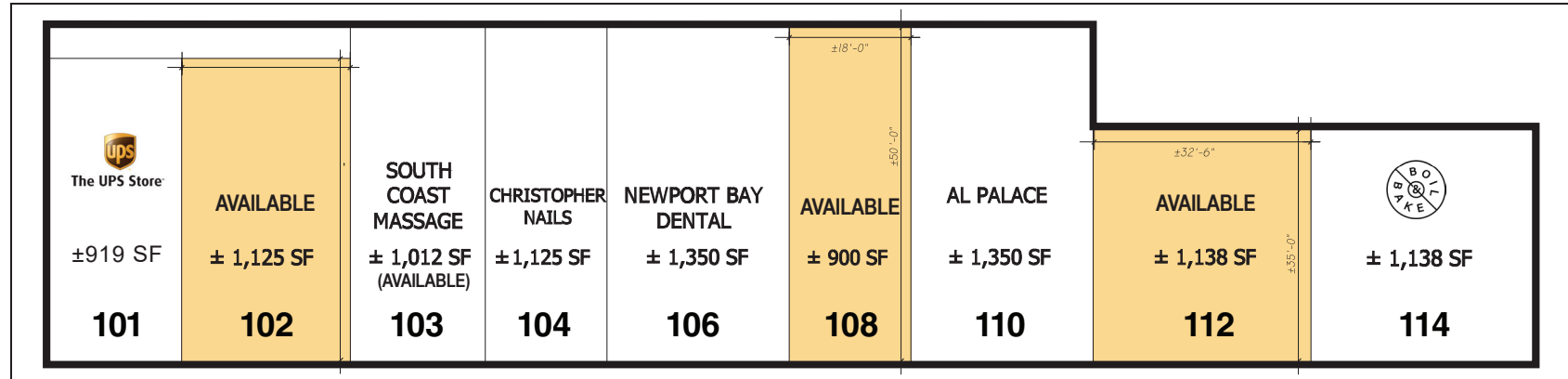
Bristol Village Plaza is located just off the 73 Freeway at the Bristol Street - Redhill Avenue. Located at one of the most traveled intersections in the Costa Mesa-Newport Beach submarket, the center is a true 7 day / week daily needs center serving the coveted Orange County submarket.

The center is visible to the 73 Freeway with over 216,000 cars per day and over 44,000 cars per day at the Bristol-Redhill intersection.

The center hosts a variety of casual dining options including Starbucks, Chipotle, Veg'd, In-n-Out, and McDonalds.

Bristol Village

270 BRISTOL STREET | COSTA MESA, CA 92626



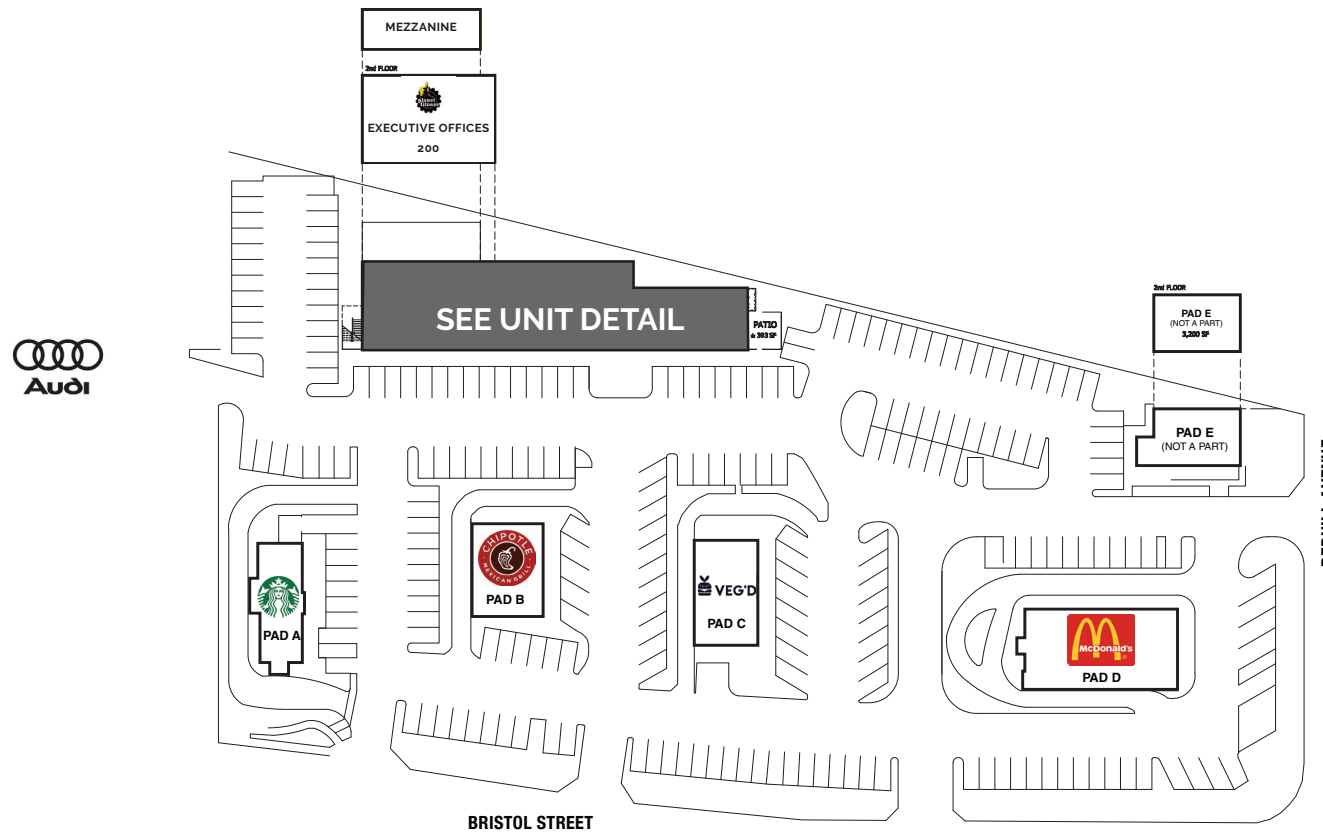
UNIT DETAIL VIEW

BRISTOL VILLAGE

NWC OF BRISTOL STREET AND REDHILL AVENUE
COSTA MESA, CALIFORNIA

PROJECT SUMMARY		
Land Area	(3.89 AC)	169,448 SF
Building Area		25,301 SF
Parking Provided		223 Stalls

LEASING LEGEND		
Suite	Tenant	SF
101	The UPS Store	919 SF
102	Available	1,125 SF
103	South Coast Massage	1,012 SF
104	Christopher Nails	898 SF
106	Newport Bay Dental	1,350 SF
108	Available	900 SF
110	Al Palace	1,350 SF
112	Available	1,138 SF
114	Bake & Boil	1,138 SF
200	Planet Fitness Executive Offices	3,800 SF
PAD A	Starbucks	2,200 SF
PAD B	Chipotle	2,136 SF
PAD C	Veg'd	2,223 SF
PAD D	McDonald's	5,000 SF
Total Building Area:		25,301 SF



NOTE: THIS LEASE PLAN AND ALL INFORMATION CONTAINED HEREIN IS PRELIMINARY AND SUBJECT TO CHANGE AND IS NEITHER A PRESENTATION, WARRANTY OR AGREEMENT. NEITHER IS THERE ANY WARRANTY, REPRESENTATION OR AGREEMENT THAT PROSPECTIVE TENANTS SHOWN HERE WILL BE TENANTS OF THE SHOPPING CENTER AT THE LOCATIONS SHOWN OR ANY OTHER LOCATIONS AT THE SHOPPING CENTER. THE INFORMATION PROVIDED HEREIN IS BASED IN PART FROM INFORMATION WHICH HAS BEEN OBTAINED FROM SOURCES THAT WE DEEM RELIABLE. HOWEVER, WE ASSUME NO RESPONSIBILITY FOR ITS ACCURACY.

