N

FLOOR PLAN AND ELEVATIONS FOR LDC PROPERTIES

1006 JC PARKWAY
BLOOMINGTON, IL

INDEX OF SHEETS

SHEET NO.	DESCRIPTION
1	COVER SHEET
2	FLOOR PLAN
3	ELEVATION VIEWS

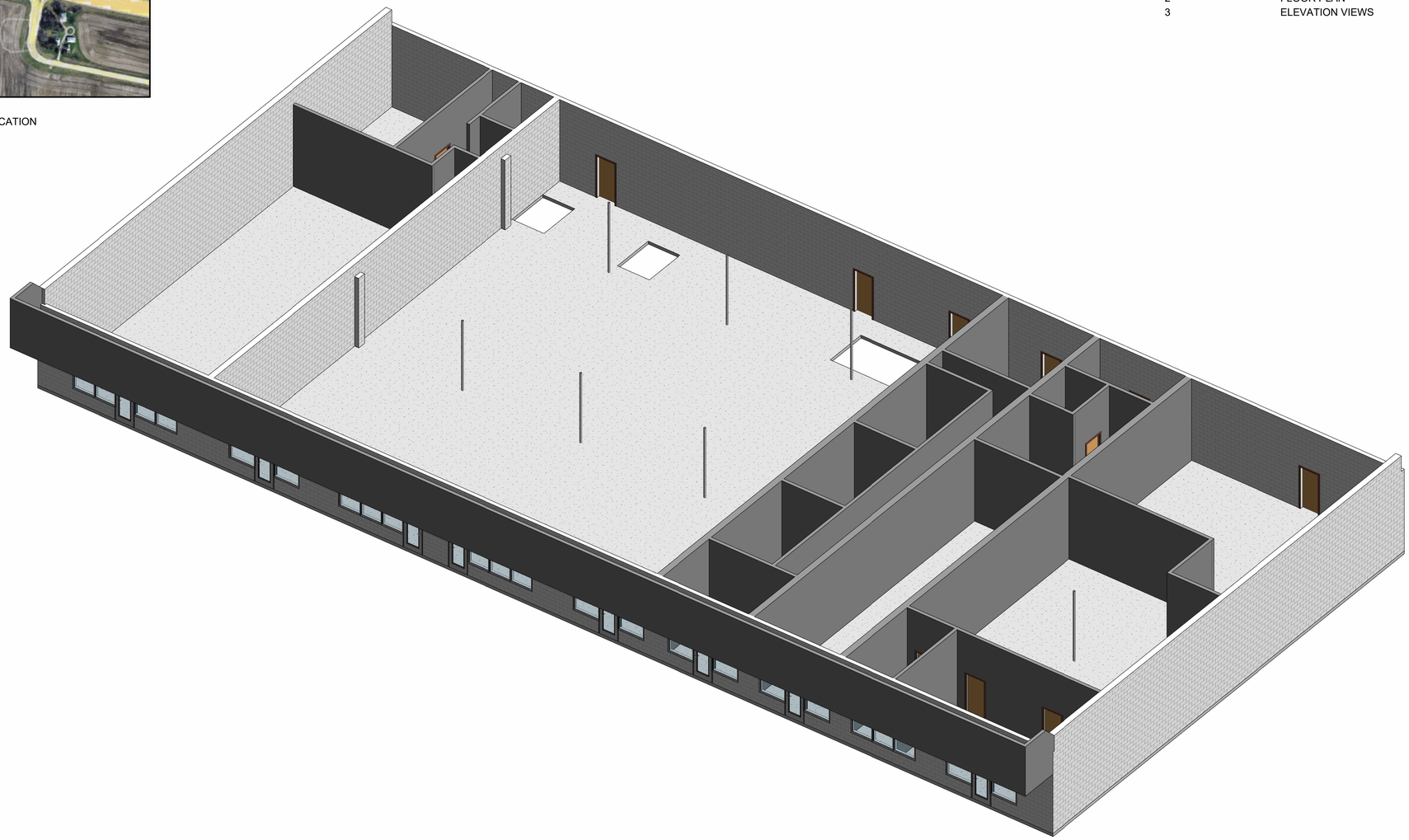

NOTE:
ALL DIMENSIONS AND RELATED INFORMATION, INCLUDING ELECTRICAL BOX LOCATIONS, WERE OBTAINED VIA FIELD INSPECTION AND MEASUREMENTS, AND MAY NOT INCLUDE COMPLETE INFORMATION. INFORMATION SHOWN ON DRAWINGS SHOULD BE VERIFIED PRIOR TO CONSTRUCTION.

BELL C:\OneDrive\Greene & Bradford Inc\G&B - Projects\2025\25303 - Bloomington (LDC)\Drawings\25303.rvt

SCALE IS FOR PAPER SIZE: 24" X 36"
PRINTED ON: 3/28/2025 9:07:59 AM

ISSUED	BY	DATE

ISSUED

DATE Issue Date
DESIGNED
DRAWN BELL
CHECKED
APPROVED

GREENE & BRADFORD, INC.
OF SPRINGFIELD
CONSULTING ENGINEERS
3501 CONSTITUTION DRIVE
SPRINGFIELD, ILLINOIS 62711
PROFESSIONAL DESIGN FIRM NO. 184-001179
PROFESSIONAL ENGINEERING CORPORATION
(217) 793-3844, 793-6227

COVER SHEET

FLOOR PLAN AND ELEVATIONS
FOR LDC PROPERTIES
1006 JC PARKWAY
BLOOMINGTON, IL

PROJ. NO. 25303
PLOT SCALE
SHEET NO. 1

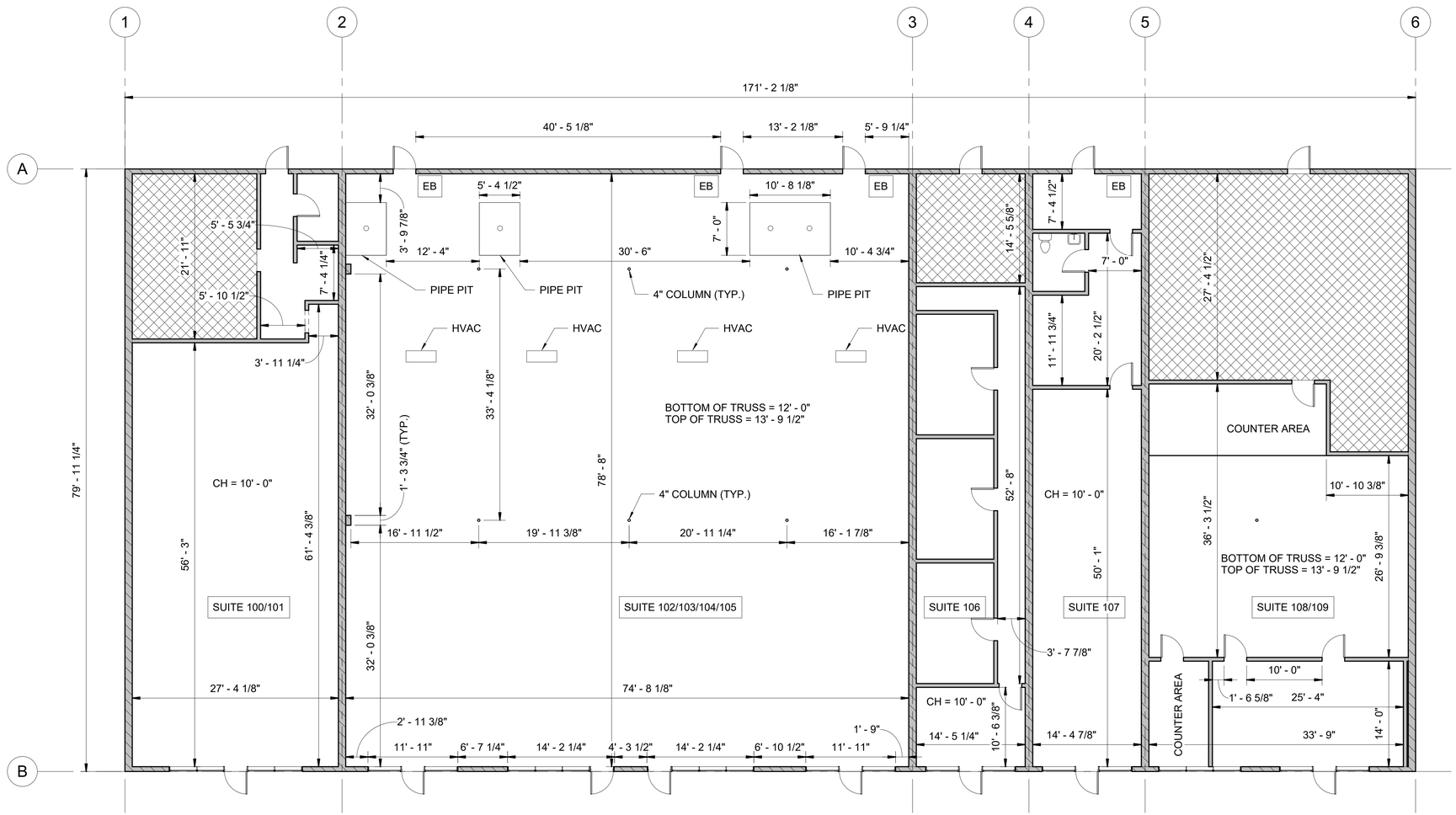

1 Existing Floor Plan
1/8" = 1'-0"

LEGEND

CH	=	CEILING HEIGHT
EB	=	ELECTRIC BOX
	=	UNACCESSIBLE

BELL C:\OneDrive\Greene & Bradford Inc\G&B - Projects\2025\25303 - Bloomington (LDC)\Drawings\25303.rvt

SCALE IS FOR PAPER SIZE: 24" X 36"
PRINTED ON: 3/28/2025 9:08:00 AM

ISSUED	BY	DATE

ISSUED

DATE	Issue Date
DESIGNED	
DRAWN	BELL
CHECKED	
APPROVED	

GREENE & BRADFORD, INC.
OF SPRINGFIELD
CONSULTING ENGINEERS
3501 CONSTITUTION DRIVE
SPRINGFIELD, ILLINOIS 62711
PROFESSIONAL DESIGN FIRM NO. 184-001179
PROFESSIONAL ENGINEERING CORPORATION
(217) 793-8844, 793-6227

FLOOR PLAN

FLOOR PLAN AND ELEVATIONS
FOR LDC PROPERTIES
1006 JC PARKWAY
BLOOMINGTON, IL

PROJ. NO. 25303

PLOT SCALE
As indicated

SHEET NO.
2

LEGEND:

1. 3' - 3/4" X 2' - 3/4" WINDOW
2. 3' - 3/4" X 5' -0 " WINDOW
3. 4' - 1/2" X 2' - 3/4" WINDOW
4. 4' - 1/2" X 5' - 0" WINDOW

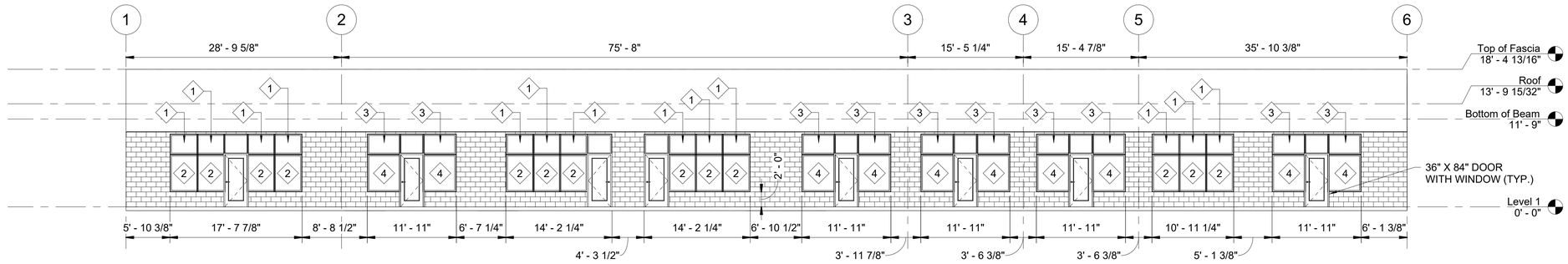

1 West
1/8" = 1'-0"

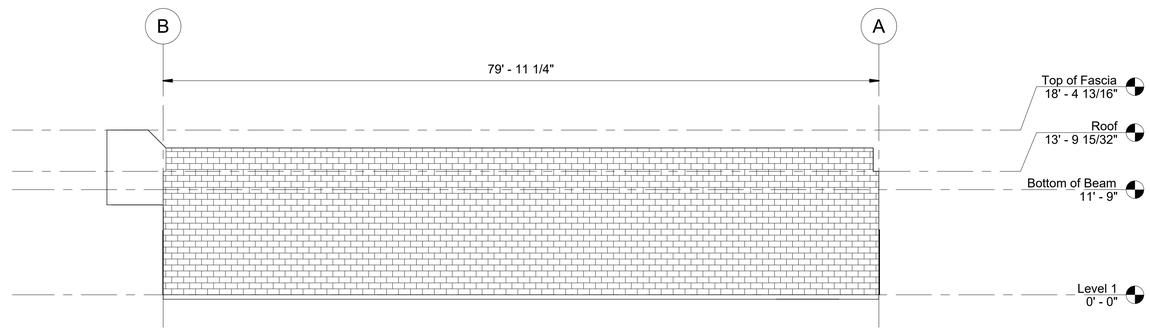

2 South
1/8" = 1'-0"

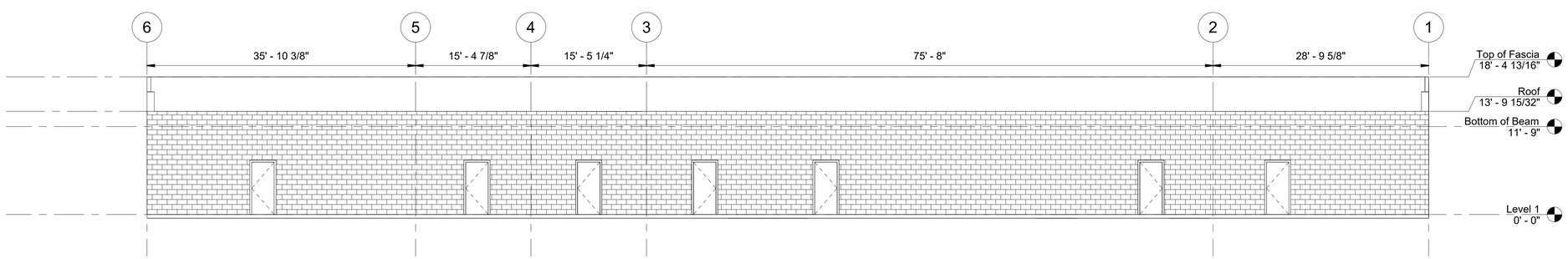

3 East
1/8" = 1'-0"

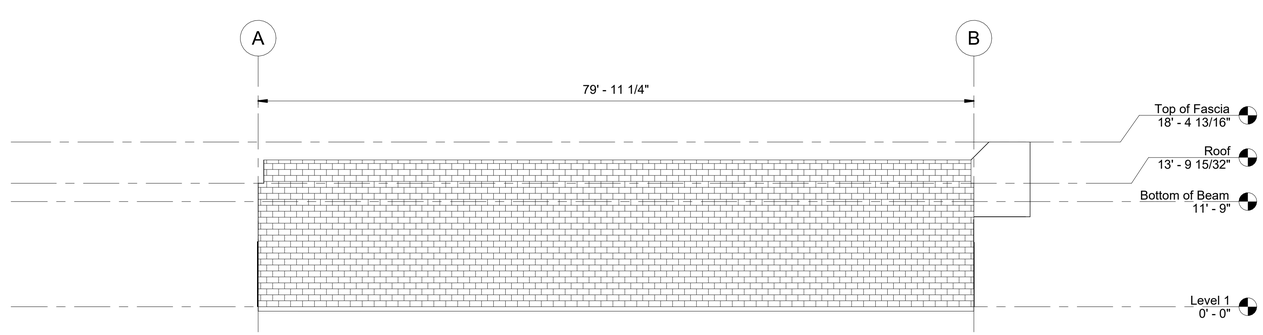

4 North
1/8" = 1'-0"

BELL C:\OneDrive\Greene & Bradford Inc\G&B - Projects\2025\25303 - Bloomington (LDC)\Drawings\25303.rvt

SCALE IS FOR PAPER SIZE: 24" X 36"
PRINTED ON: 3/28/2025 9:08:01 AM

ISSUED	BY	DATE

ISSUED

DATE	Issue Date
DESIGNED	
DRAWN	BELL
CHECKED	
APPROVED	

GREENE & BRADFORD, INC.
OF SPRINGFIELD
CONSULTING ENGINEERS
3501 CONSTITUTION DRIVE
SPRINGFIELD, ILLINOIS 62711
PROFESSIONAL DESIGN FIRM NO. 184-001179
PROFESSIONAL ENGINEERING CORPORATION
(217) 793-9844 / 793-6227

ELEVATION VIEWS

FLOOR PLAN AND ELEVATIONS
FOR LDC PROPERTIES
1006 JC PARKWAY
BLOOMINGTON, IL

PROJ. NO. 25303

PLOT SCALE 1/8" = 1'-0"

SHEET NO. 3