



Jones Lang LaSalle Americas, Inc. License #. CO508577000



LUKE LOGISTICS  
CENTER



# ±360,640 - 800,000 SF Available

**BTS for Lease Opportunities Available**

49.8 Acres

NWC Loop 303/Glendale Avenue

Glendale | Arizona



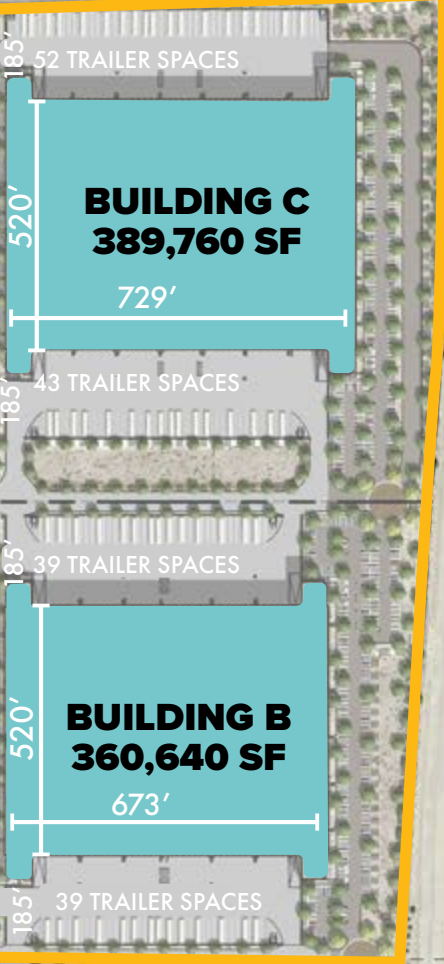
OUTRIGGER  
INDUSTRIAL



COTTON LANE

\* NOT A PART OF SITE

**Future Development or BTS**



**Future Phase: Building B**



- 360,640 SF (divisible)
- Build to suit opportunity
- 36' clear height
- 520' building depth
- 50' x 56' typical column spacing; 60' speed bays
- 66 dock high doors; 4 (14' x 16') grade level doors
- 78 trailer drops
- 347 auto parking spots (expandable to 432)
- 185' gated truck courts

**Future Phase: Building C**

- 389,760 SF (divisible)
- Build to suit opportunity
- 36' clear height
- 520' building depth
- 50' x 56' typical column spacing; 60' speed bays
- 70 dock high doors; 4 (14' x 16') grade level doors
- 95 trailer drops
- 318 auto parking spots
- 185' gated truck courts

**Park Features:**

- Loop 303 frontage
- 49.8 acres available
- Full diamond interchange on Glendale Avenue
- PAD zoning, City of Glendale
- Adjacent to existing APS substation
- FTZ capable
- ESFR sprinkler systems with K-25 heads
- R-36 roof insulation with white scrim sheet



**GLENDALE AVENUE**

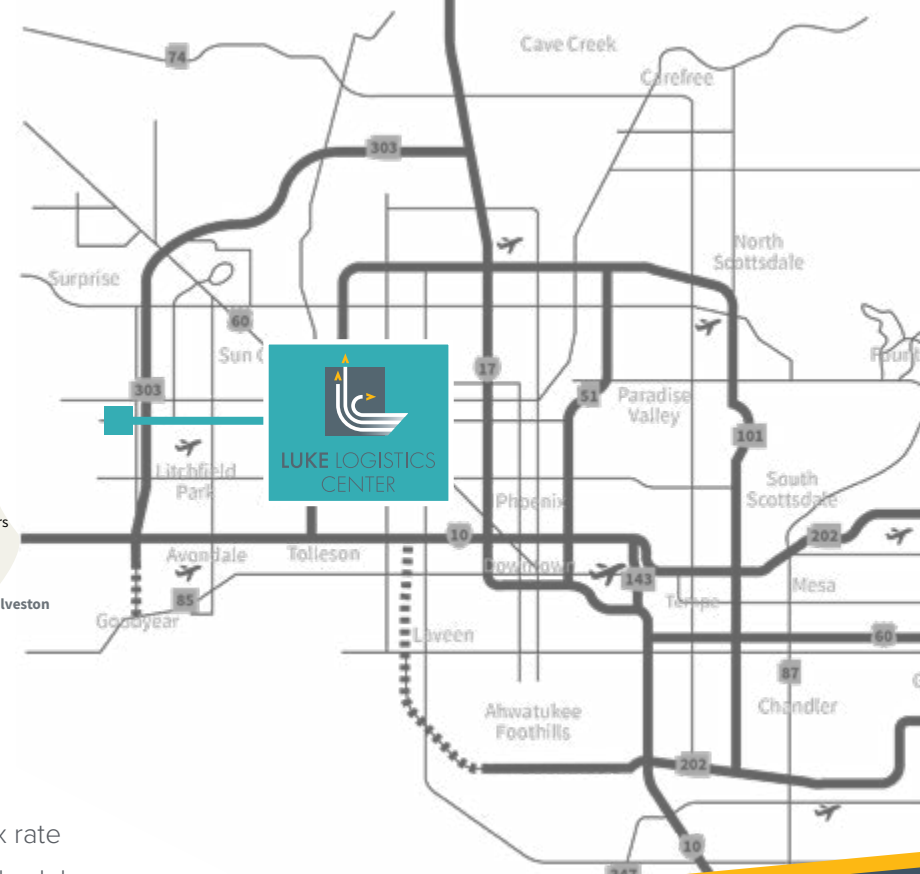
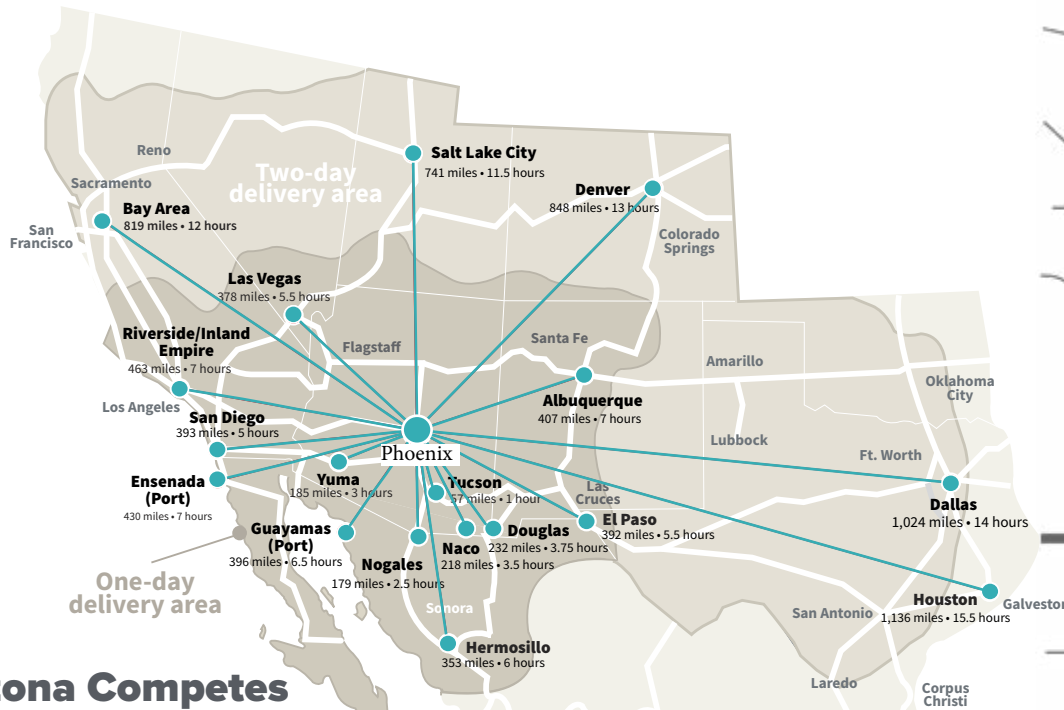


NORTH

## Prime Glendale Location

- Nearby corporate neighbors include Microsoft, a Fortune 2 E-Commerce Company, White Claw, REI, and Red Bull
- Proximate to the Northern Parkway, Loop 303, BNSF Trans-load railway, Loop 101, and Interstate 10
- ±14.5 million people within a 5-hour drive from Luke Logistics Center
- ±47 million people within an 11-hour drive from Luke Logistics Center
- Foreign Trade Zone capable
- Glendale is Arizona's 6th largest city with a population of over 252,000
- Glendale's Luke Air Force Base is home to the F-35 training program, which is the newest jet in the Air Force
- Accessible to a workforce of 1.7 million within a 30 minute commute
- Glendale is home to six colleges and universities, including ASU West, Glendale Community College and Midwestern University
- Glendale's colleges and universities provide an economic impact of \$771 million





## Arizona Competes

- Quality jobs income tax credits
- Job training reimbursable grants
- R&D tax credit
- Qualified facility tax incentives
- Renewable energy tax program
- 100% electable sales factor for multi-state corporations
- 30% reduction in corporate income tax rate
- Improved accelerated depreciation schedule

## The West Valley

- 1.9 million people live in the West Valley
- 39% of Phoenix residents live west of I-17
- \$85,564 is the average annual income for households in the West Valley
- 76.3% of the West Valley population is workforce age
- 69% of the West Valley workforce commutes outside of the region to work in other parts of Maricopa County
- 36% of the manufacturing workers in Maricopa County live in the West Valley, yet only 22% of the jobs are located here

For additional information:

**John Lydon, SIOR**  
 Executive Managing Director  
 +1 602 282 6326  
 john.lydon@jll.com

**Kelly Royle**  
 Vice President  
 +1 602 282 6258  
 kelly.royle@jll.com



Developed, leased and managed by Outrigger Industrial

Although information has been obtained from sources deemed reliable, JLL does not make any guarantees, warranties or representations, express or implied, as to the completeness or accuracy as to the information contained herein. Any projections, opinions, assumptions or estimates used are for example only. There may be differences between projected and actual results, and those differences may be material. JLL does not accept any liability for any loss or damage suffered by any party resulting from reliance on this information. If the recipient of this information has signed a confidentiality agreement with JLL regarding this matter, this information is subject to the terms of that agreement. ©2024 Jones Lang LaSalle Brokerage, Inc. All rights reserved.