

FOR LEASE

The logo for Shreveport Business Park (sbp) features the lowercase letters 'sbp' in a white serif font, enclosed within a white rectangular border that is slightly tilted to the right. The logo is set against a solid red background.

Shreveport Business Park
7600 Antoine Boulevard | Shreveport, LA

HIGHLIGHTS

- 3.5 Million Sq. Ft.
- 530 Acres
- Heavy Power
- Active Union Pacific Railroad spurs
- Onsite waste water treatment, heating, steam generation, bulk-fluid transfer and conditioned air
- Approximately 18 miles of conveyor line for assembly under one roof
- 30' - 50' Ceiling Clearance
- 50' x 50' Column Spacing
- (2) 100' x 500' Crane Bays with 50' Clear
- (2) 65-ton Internal Cranes

www.shreveportbusinesspark.com



Raymond S. Alley, SIOR

Commercial Realtor
Licensed by the Louisiana State Commission
Walker - Alley & Associates, LLC
Phone: (318) 208-3350
E-mail: raymond@walkeralley.com

Onno Steger

Director of Real Estate
IRG
Phone: (614) 571-0012
E-mail: osteger@industrialrealtygroup.com

Darrell Bossert

Vice President
IRG
Phone: (440) 539-4160
E-mail: dbossert@industrialrealtygroup.com

BUILDING OVERVIEW



BUILDING A


The former general assembly and stamping plant building contains conditioned floor space.

SIZE:
1,000,000 SF

SPECIFICATIONS:

Clear Height - 30'
Column Spacing - 50' x 50'
12 Docks (Additional can be added)
7 Doors (Additional can be added)

**CONSTRUCTION/
ADDITIONS:**
2002



BUILDING B

The former stamping plant includes heavy construction

SIZE:
842,000 SF

ACRES:
83 (Up to 168 Additional)

SPECIFICATIONS:

Clear Height - 30'6"
Column Spacing - 50' x 50'
Cranes - (2) 100' x 500' Bays
50' Clear
(2) 65-ton, internal rail cranes
12 Docks
7 Doors

**CONSTRUCTION/
ADDITIONS:**
2002



BUILDING C

The former paint facility - Heavy original construction


SIZE:
1,500,000 SF

ACRES:
165 (Up to 91.70 Additional)

SPECIFICATIONS:

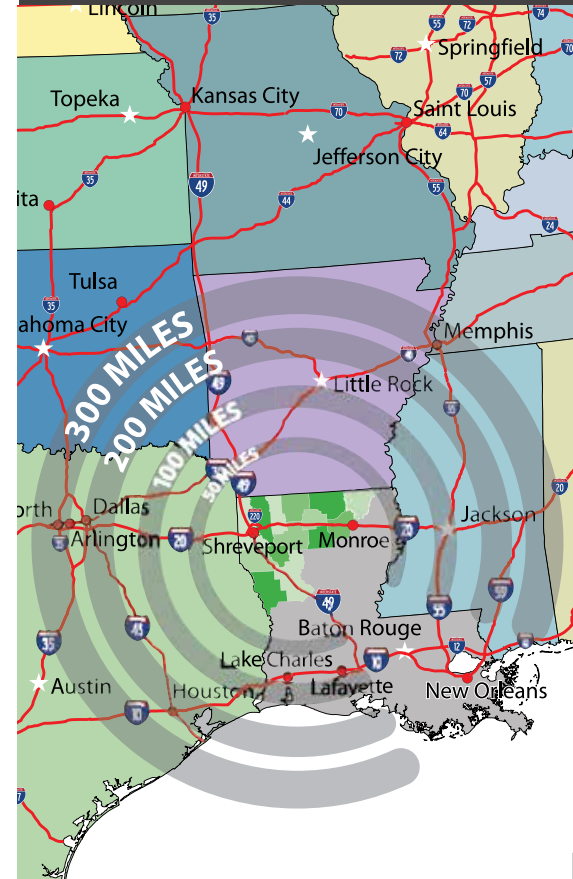
Clear Height - 26'
Column Spacing - 45' x 45'
18 Docks
7 Doors
Explosion-proof, containment area (35,000 SF)

**CONSTRUCTION/
UPGRADED:**
1978/2002



LOCATION

- Near Texas and Arkansas Borders
- Near Caddo – Bossier Port
- Access to I-20, I-49, 526, & 79/511



Significant upgrades to property, manufacturing infrastructure and equipment in 2002.

Options to customize space are available including adding dock and drive in doors.