



FOR LEASE



## 2030 N COLUMBIA BLVD

### Available Industrial Space

± 20,000 SF with ± 500 SF Office | \$0.75/SF, Gross

### 2030 N Columbia Blvd, Portland, OR 97217

- Available Now
- Immediate Access to I-5
- Close Proximity to Portland International Airport
- Three (3) Docks, One (1) Grade
- Great Exposure on Columbia Blvd
- Secured, Fenced Yard

### SCOTT KAPPES, SIOR

Principal | Licensed in OR

503-517-9877 | [scottk@capacitycommercial.com](mailto:scottk@capacitycommercial.com)

### KENNY HOUSER, SIOR

Principal | Licensed in OR

503-517-9875 | [kenny@capacitycommercial.com](mailto:kenny@capacitycommercial.com)

### CHRIS KAPPES

Vice President | Licensed in OR


503-517-7127 | [chris@capacitycommercial.com](mailto:chris@capacitycommercial.com)



PROPERTY SUMMARY



FOR LEASE



PROPERTY DETAILS

|               |   |
|---------------|---|
| Address       | 2030 N Columbia Blvd, Portland, OR 97217  |
| Total SF      | ± 20,000 SF                               |
| Office SF     | ± 500 SF                                  |
| Dock Loading  | Three (3) Dock High Doors                 |
| Grade Loading | One (1) Grade Level Door                  |
| Clear Height  | 24'                                       |
| Power         | Est. 200 Amps 277/480 Volt, 3-Phase Power |
| Sprinklers    | Dry                                       |
| Lighting      | Fluorescent                               |
| Availability  | Available Now                             |
| Lease Rate    | \$0.75/SF, Gross                          |

Location Features

- Close Proximity to I-5 via Columbia Blvd (1/2 Mile)
- 10 Minute Drive to Downtown Portland
- Easy Access to Vancouver, Delta Park, and PDX International Airport

Neighbors Include

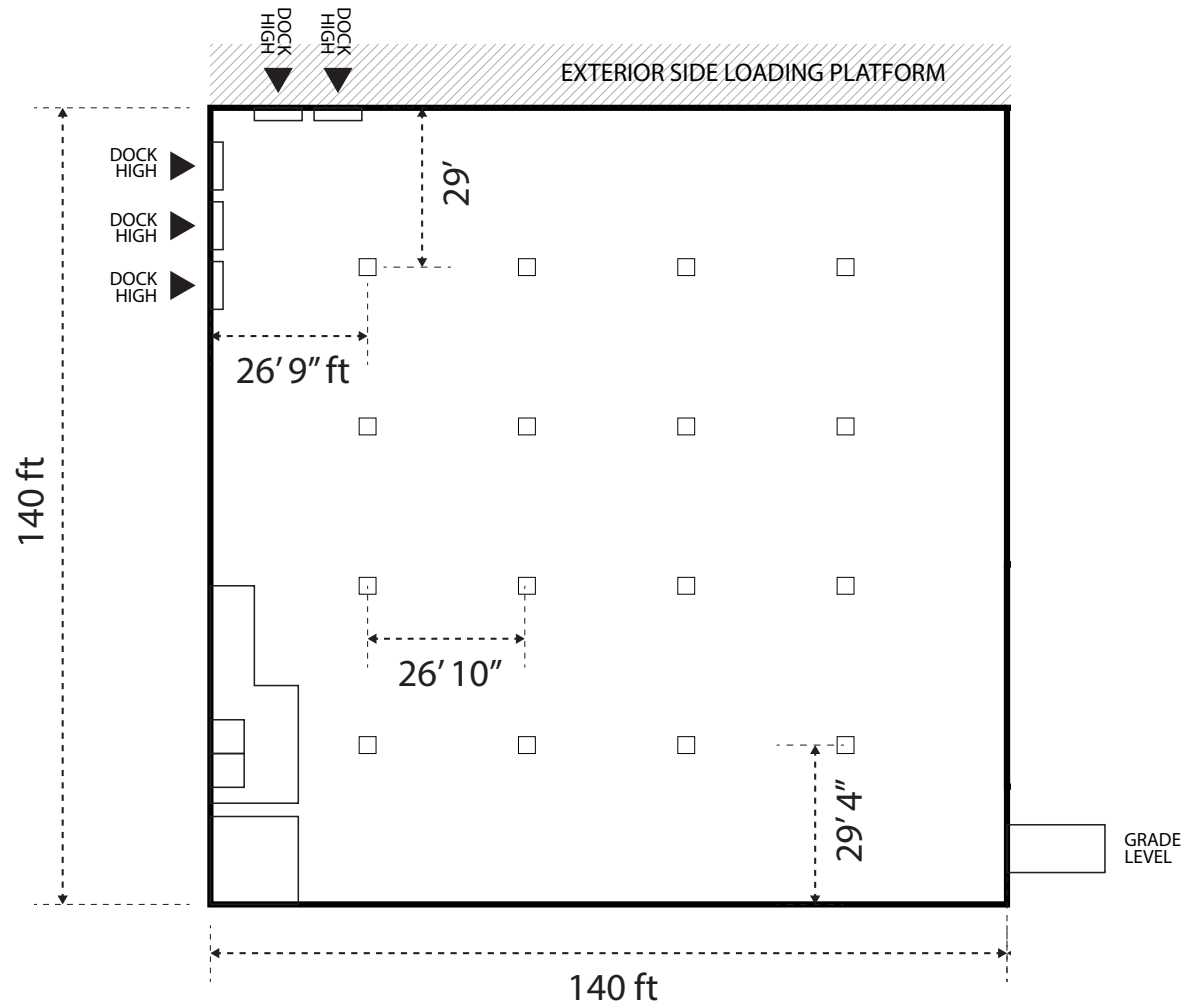
- ALSCO
- Amazon Distribution
- Arctic Glacier
- Blasen & Blasen
- Blue Line Transport
- Bob's Metals
- Ferguson
- Kolor Werx
- Malarkey Roofing
- Mike's Drive-In
- Specialty Metal Fab
- U-Haul



# FLOOR PLAN

## FLOOR PLAN

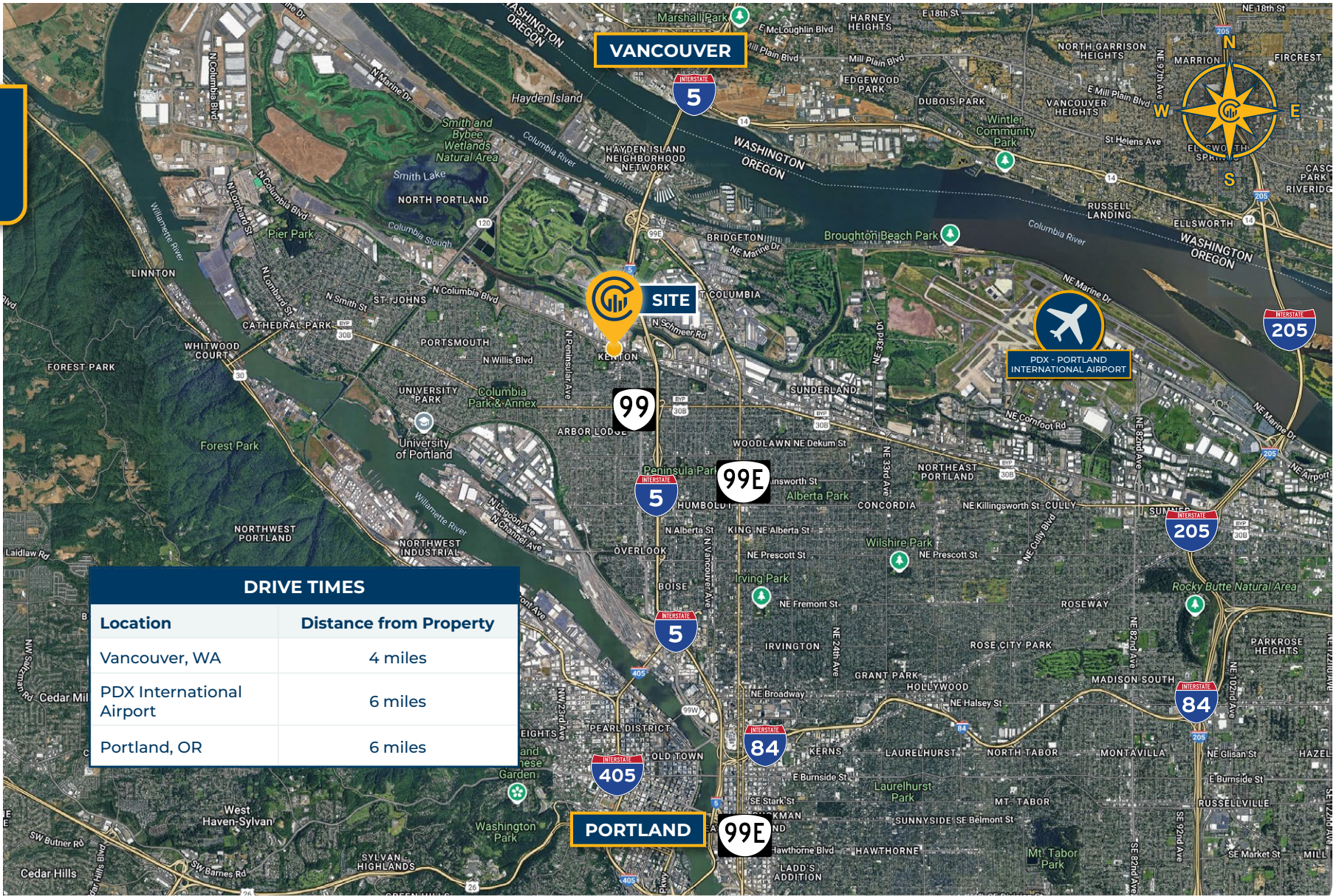
COLUMBIA BLVD



NOTE: Interior dimensions are approximate



# LOCAL AERIAL MAP



| DRIVE TIMES               |                        |
|---------------------------|------------------------|
| Location                  | Distance from Property |
| Vancouver, WA             | 4 miles                |
| PDX International Airport | 6 miles                |
| Portland, OR              | 6 miles                |

\*Average Daily Traffic Volume | Traffic Counts are Provided by REGIS Online at SitesUSA.com ©2025 | Map data ©2024 Google Imagery ©2025, Airbus, CNES / Airbus, Maxar Technologies, Metro, Portland Oregon, Public Laboratory, State of Oregon, U.S. Geological Survey, USDA/FPAC/GEO

|   |  |   |
|---|--|---|
| <p><b>SCOTT KAPPES, SIOR</b><br/>Principal   Licensed in OR &amp; WA<br/>503-517-9877<br/>scottk@capacitycommercial.com</p> | <p><b>KENNY HOUSER, SIOR</b><br/>Principal   Licensed in OR &amp; WA<br/>503-517-9875<br/>kenny@capacitycommercial.com</p> | <p><b>CHRIS KAPPES</b><br/>Vice President   Licensed in OR &amp; WA<br/>503-517-7127<br/>chris@capacitycommercial.com</p> |
|---|--|---|