

Available For Lease

Loop 410 Distribution Center

715 SE Loop 410 | San Antonio, TX 78220

- **Building Size:** 360,452 SF (Divisible to 52,043 SF)
- **Building Dimensions:** 370'x972'
- **Loading:** Cross Dock
- **Car Parking:** 262
- **Trailer Parking:** 136 (expandable to 180)
- **Floor Slab:** 7" reinforced 4,000 psi concrete
- **Column Spacing:** 50' x 54' with 60' speed bays
- **Clear Height:** 36'
- **Dock Doors:** 105
- **Drive-In Ramps:** 4
- **Power:** 277/480V, 3-phase
- **Spec Office:** 1,500 SF
- **Sprinklers:** ESFR



Loop 410 Distribution Center


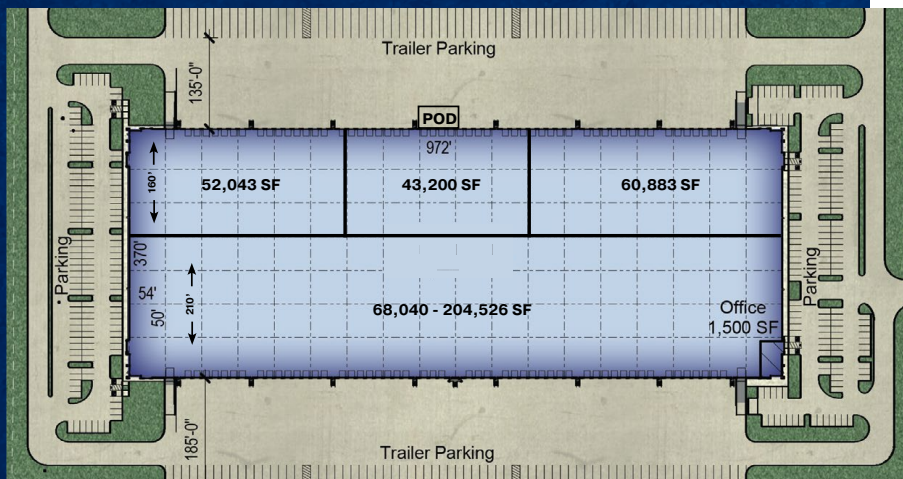
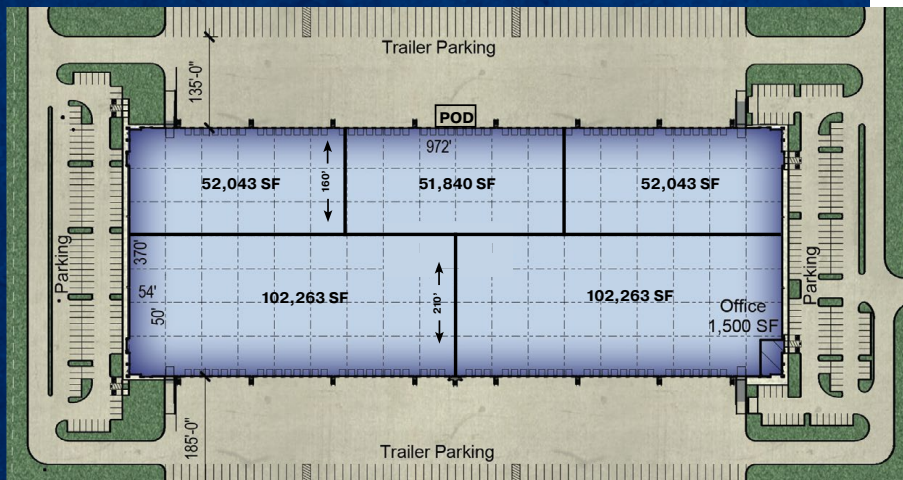
715 SE Loop 410 | San Antonio, TX 78220

Available Site Plan

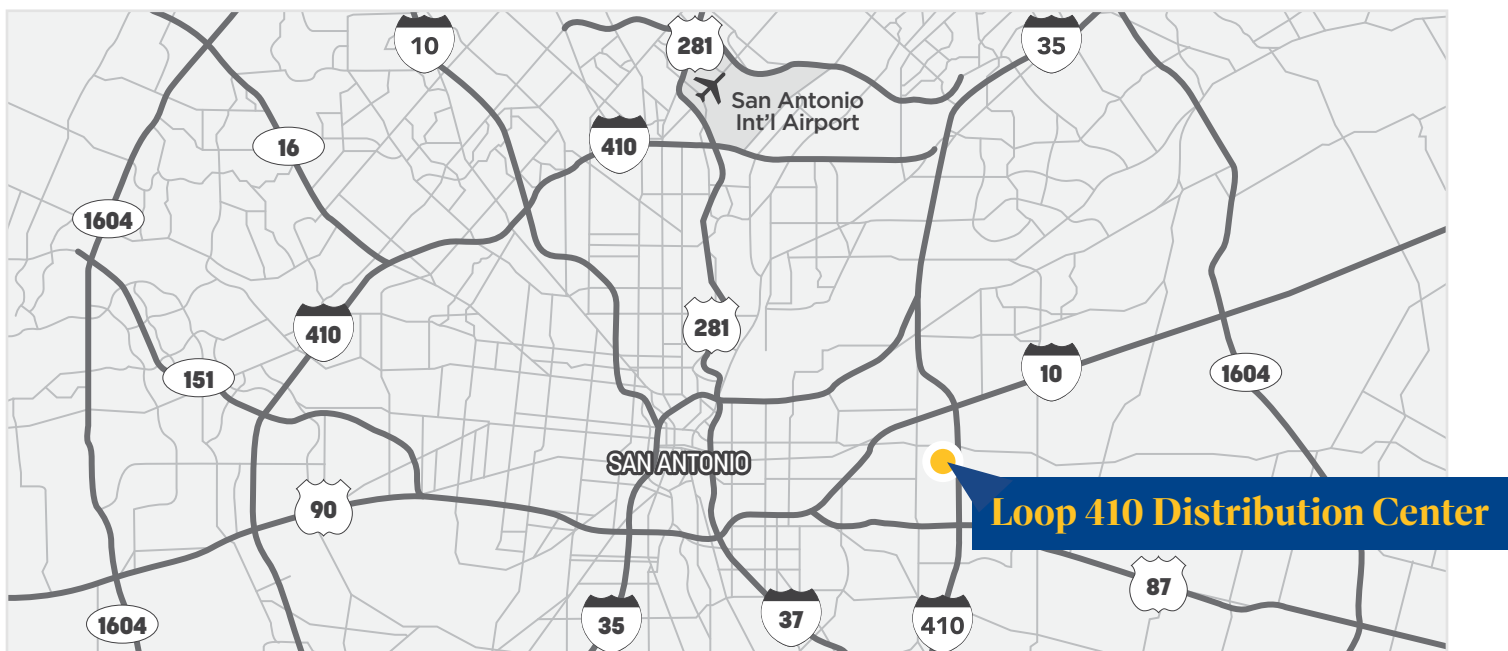


Various Demising Options

- 360,452 SF
- Building Dimensions: 370' x 972'



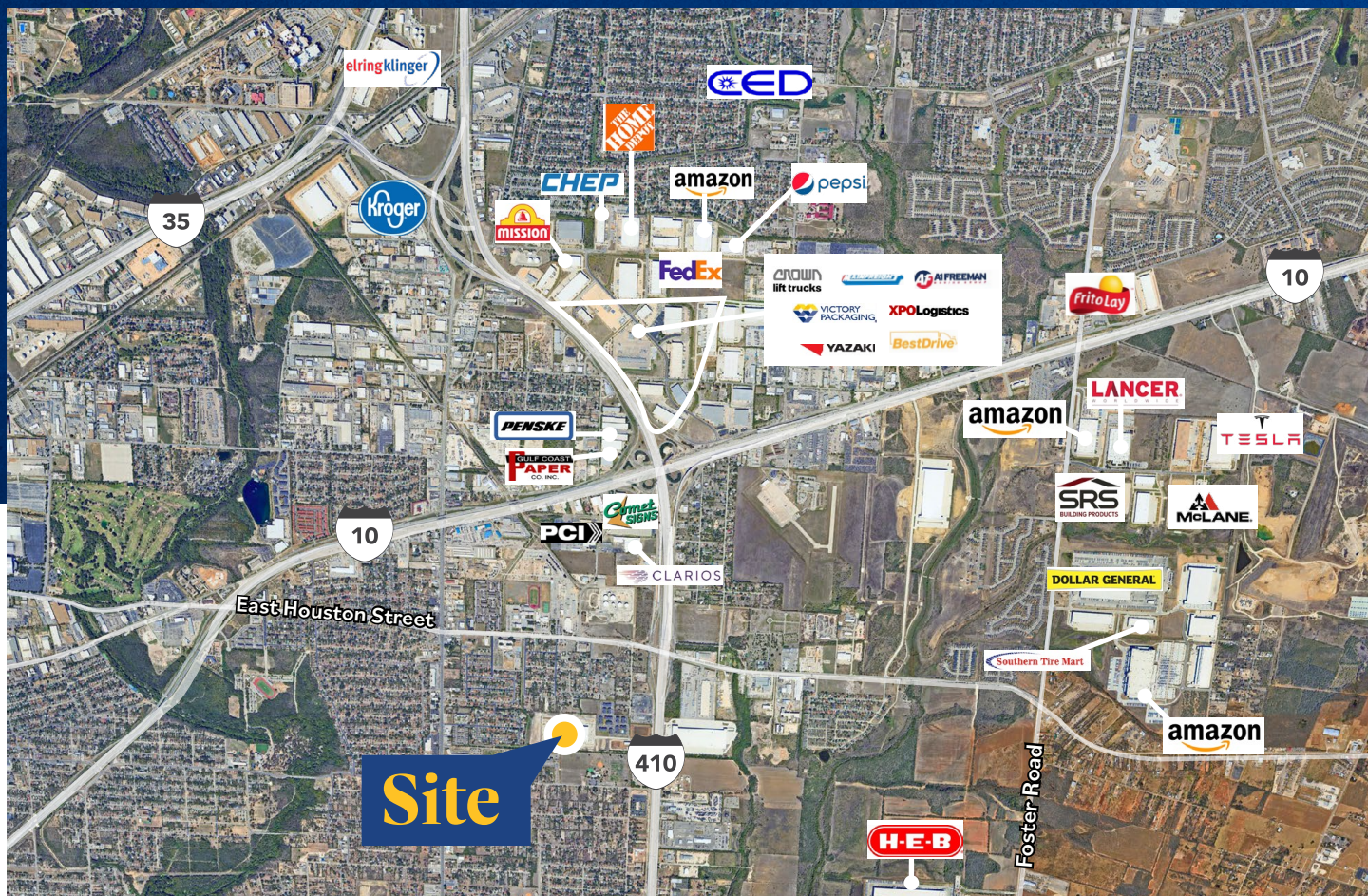
Ingress/Egress & San Antonio City Location Map



Loop 410 Distribution Center

715 SE Loop 410 | San Antonio, TX 78220

Nearby Neighbors



Available Workforce

Within 30 Minutes

1,685,261

Total Population

1,016,673

Daytime Workforce

8%

Projected Job Growth
Warehouse Employees

\$47,664

Median Warehouse
Income

36.0

Median Age

58.3

Some College+

71.4

Diversity Index

For More Information, Contact:

Michael T. Kent | 210.298.8514
michael.kent@streamrealty.com

Tanner Catalani | 210.298.8551
tanner.catalani@streamrealty.com

STREAM

Copyright © 2025 Stream Realty Partners. All rights reserved.
The information contained herein was obtained from sources believed reliable; however, Stream Realty Partners, L.P. make no guarantees, warranties, or representations as to the completeness or accuracy thereof. The presentation of this property is submitted subject to errors, change of price, or conditions, prior sale or lease, or withdrawal without notice.