

STOTAN CROSSINGS

1600, 1700 & 1800 Logistics Lane
Fuquay-Varina, NC 27526



**3 Building Class A
Industrial Development**

AVAILABLE SPACE:

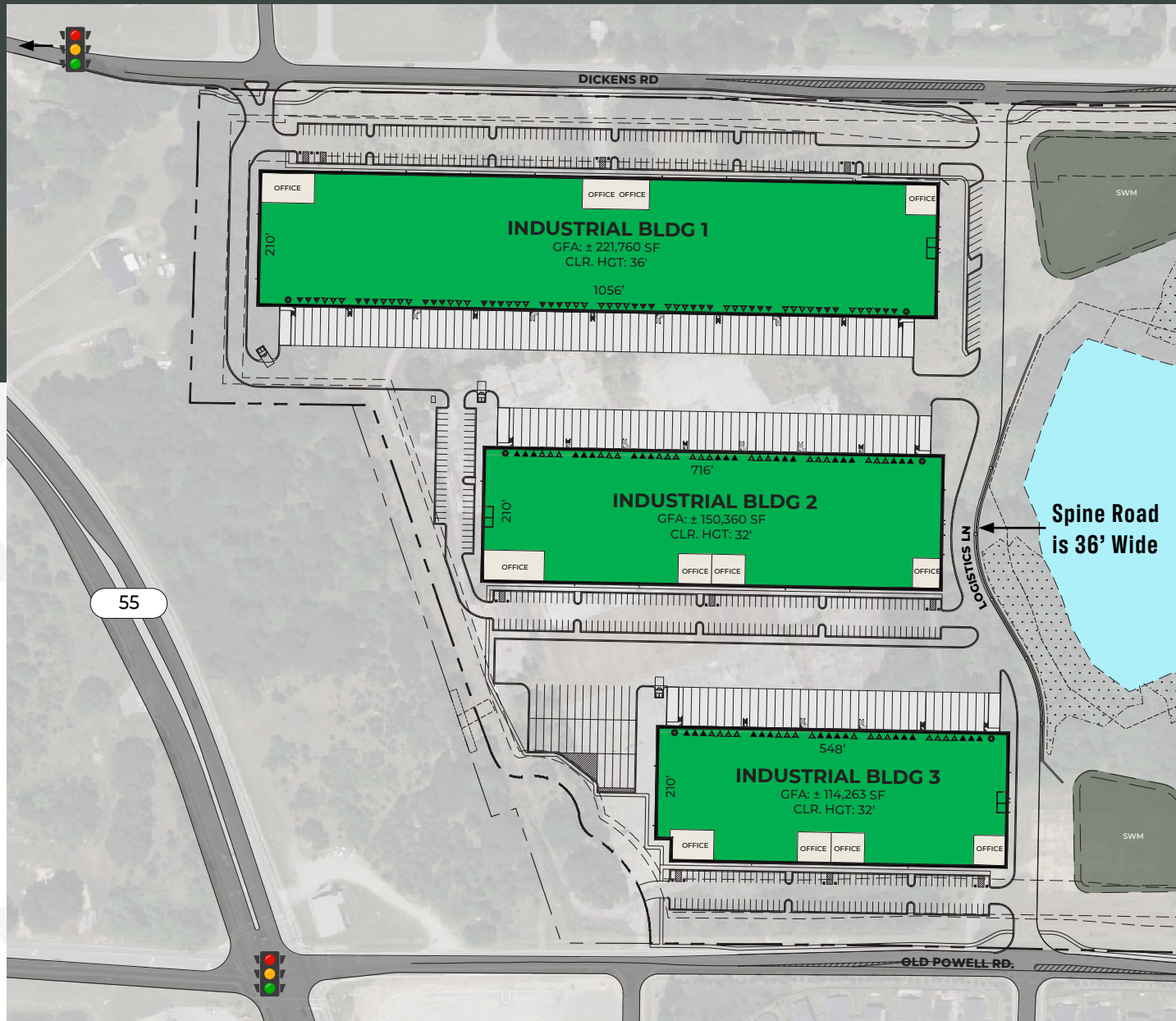
± 486,200 SF

DELIVERY DATE:

Q2 2026



SITE PLAN



BUILDING SPECS

Building 1 1800 Logistics Lane

36' Clear
207 Car Stalls
2 DIDs
30 Knockout Dock High Doors
32 Additional Doors
62 Total Doors
221,760 SF

Building 2 1700 Logistics Lane

32' Clear
189 Car Stalls
2 DIDs
21 Knockouts
21 Additional Doors
42 Total Doors
150,360 SF

Building 3 1600 Logistics Lane

32' Clear
103 Car Stalls
33 Trailer Stalls
2 DIDs
16 Dock High Doors
16 Additional Doors
32 Total Doors
114,263 SF

BUILDING INFORMATION



BUILDING SPECS

Building #	1	2	3
Size (SF)	221,760	150,360	114,264
Building Dimensions (FT)	210 x 1056	210 x 716	210 x 548
Clear Heights	36'	32'	32'
Parking Count	220	190	95
Drive-In Doors	2	2	2
Docks	63	42	32
Trailer Stalls	-	-	33

LOGISTICS LANE, FUQUAY-VARINA, NC

HIGHLIGHTS



The project will accommodate a wide array of occupants and offer flexible suite sizes between 20,000 and 100,000+ square feet



36-foot and 32-foot clear height buildings with ample dock doors and auto parking



Direct access to NC-55 and minutes from I-540 beltway

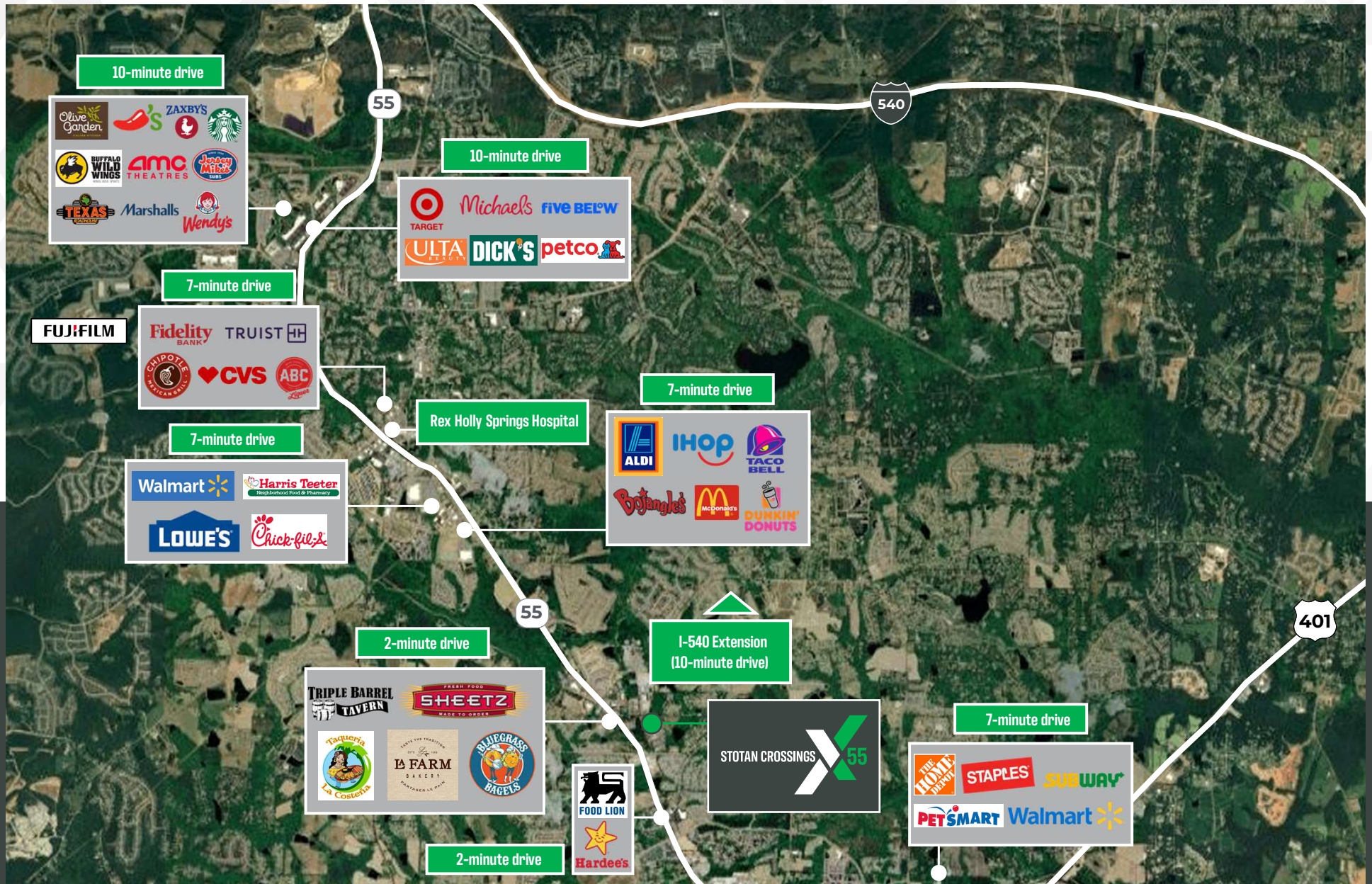


30-minute drive to Research Triangle Park and Raleigh-Durham International Airport

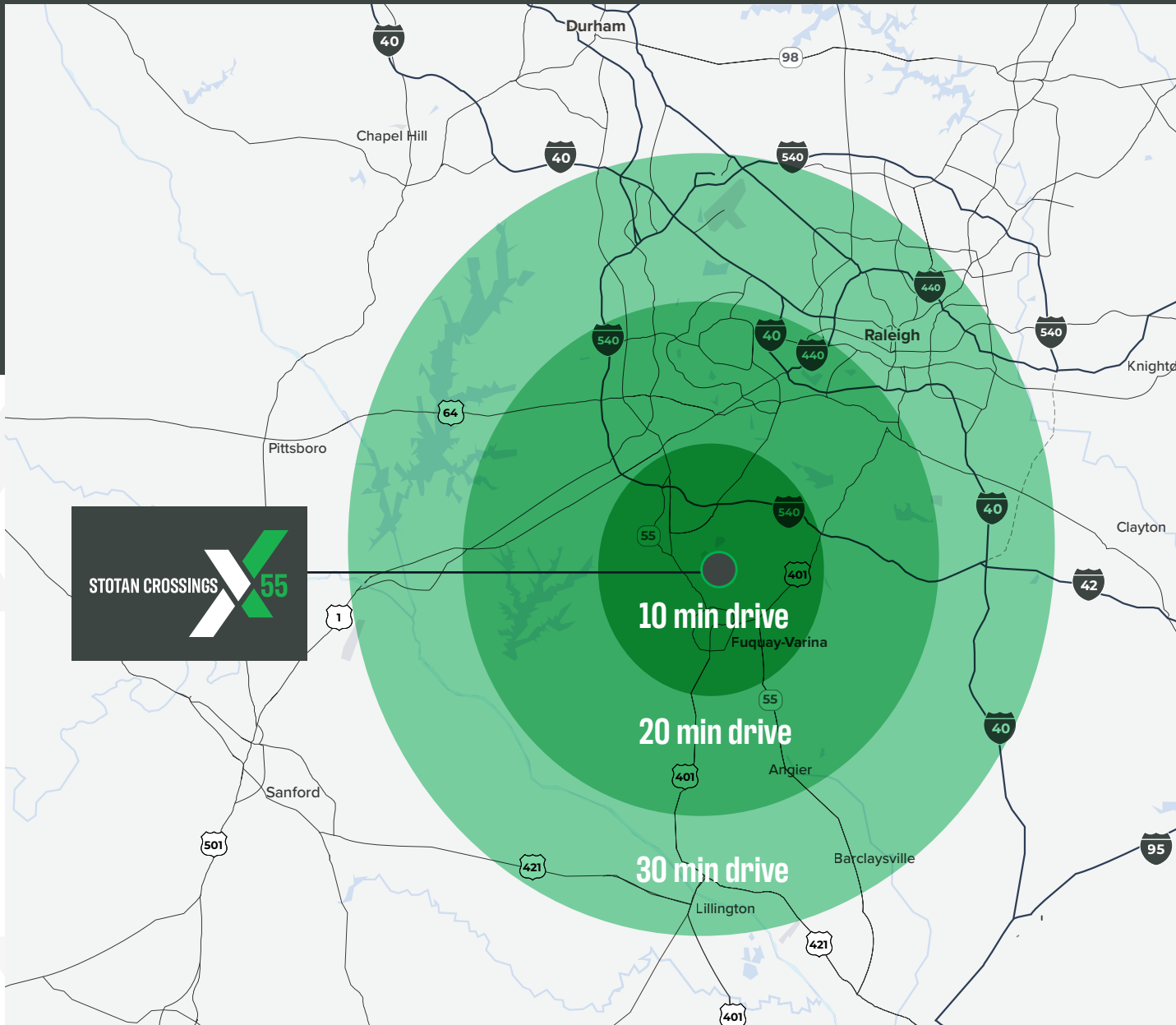
TRIANGLE REGION MAP



AMENITIES MAP



DEMOGRAPHICS



10 min drive

2024 Total Population **69,964**

2024-2029 Growth Rate: Population **1.72%**

2024 Total Housing Units **26,147**

Projected new housing units 2024-2029 **2,300**

20 min drive

2024 Total Population **261,142**

2024-2029 Growth Rate: Population **1.50%**

2024 Total Housing Units **97,182**

Projected new housing units 2024-2029 **7,494**

30 min drive

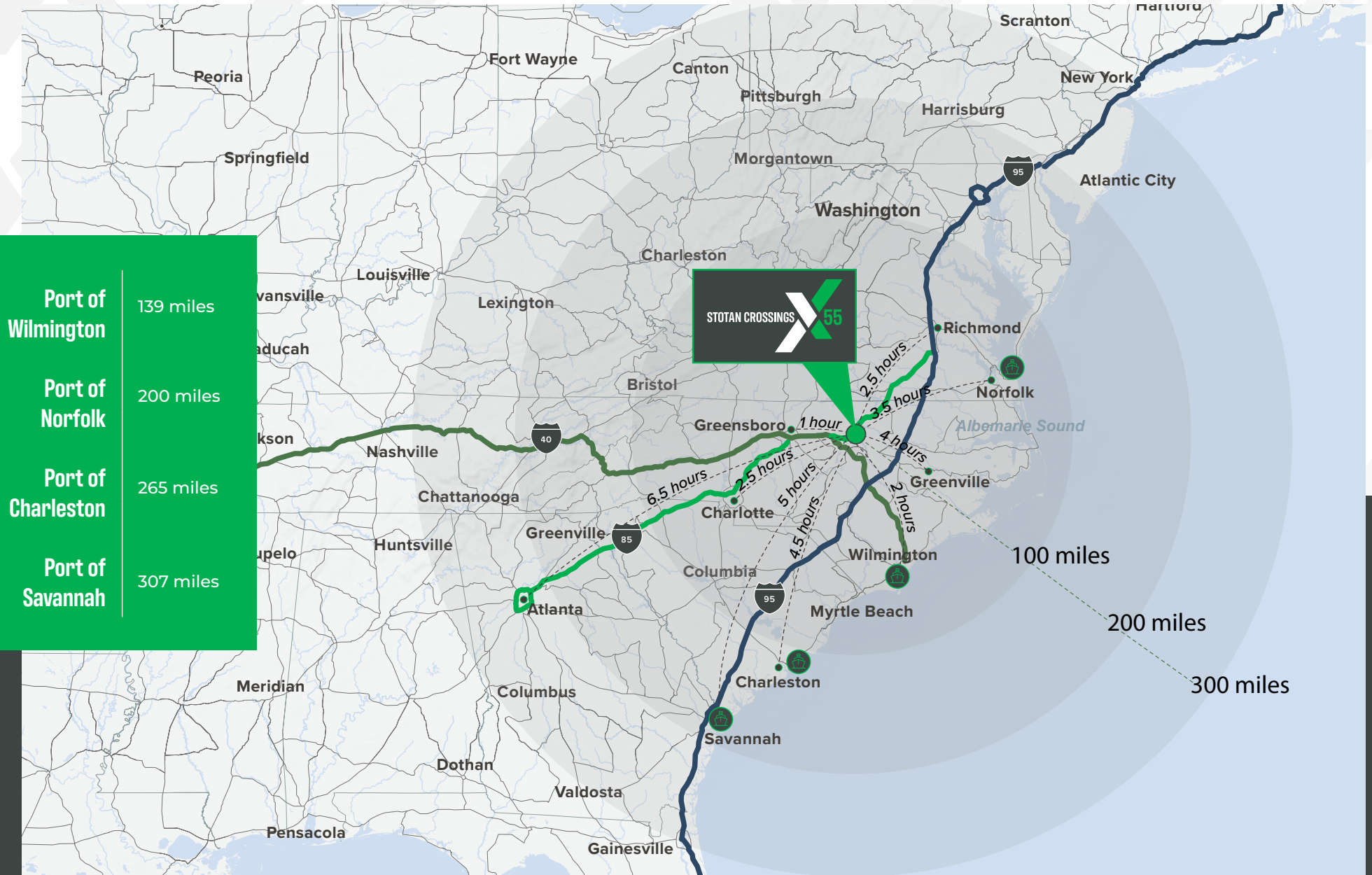
2024 Total Population **764,612**

2024-2029 Growth Rate: Population **1.50%**

2024 Total Housing Units **313,201**

Projected new housing units 2024-2029 **26,057**

REGIONAL CONNECTIVITY



DOING BUSINESS IN FUQUAY-VARINA



Fuquay-Varina offers businesses strategic advantages with its prime location near Raleigh and Research Triangle Park, coupled with a rapidly expanding consumer base as the population has nearly doubled over the past decade.



Diverse economic landscape featuring established corporate headquarters



Strong manufacturing presence contributing to business environment



Robust growth potential through ongoing local economic development initiatives



Thriving market attracting new commercial ventures

CONTACT:

Al Williams

919.424.9154

Al.williams@jll.com

Justin Booth

919.740.4676

Justin.booth@jll.com

Austin Jackson

919.946.9749

Austinp.jackson@jll.com

Although information has been obtained from sources deemed reliable, neither Owner nor JLL makes any guarantees, warranties or representations, express or implied, as to the completeness or accuracy as to the information contained herein. Any projections, opinions, assumptions or estimates used are for example only. There may be differences between projected and actual results, and those differences may be material. The Property may be withdrawn without notice. Neither Owner nor JLL accepts any liability for any loss or damage suffered by any party resulting from reliance on this information. If the recipient of this information has signed a confidentiality agreement regarding this matter, this information is subject to the terms of that agreement. © 2025 Jones Lang LaSalle IP, Inc. All rights reserved.

