

119930

SAN MARCOS PLAZA

SWC SAN MARCOS BLVD AT RANCHO, SAN MARCOS, CA

MANAGED BY AN AFFILIATE OF
KIMCO
REALTY









GLA: 35,040 SF

MSA: San Diego-Chula Vista-Carlsbad, CA

WEB LINK: kimcorealty.com/119930

DEMOGRAPHICS

| |  |  |  |  |  |  |
|----------------|---|---|---|---|---|---|
| 2020 ESTIMATES | POPULATION | DAYTIME POPULATION | HOUSEHOLDS | AVG. HH INCOME | MED. HH INCOME | PER CAPITA INCOME |
| 1 MILE | 13,516 | 15,588 | 5,658 | \$91,764 | \$69,505 | \$38,485 |
| 3 MILE | 100,353 | 153,308 | 34,601 | \$116,723 | \$85,798 | \$40,396 |
| 5 MILE | 212,742 | 300,449 | 74,808 | \$127,288 | \$96,028 | \$44,998 |
| 10 MILE | 740,877 | 820,665 | 258,949 | \$119,451 | \$87,063 | \$42,057 |

LEASING REPRESENTATIVE

ZACH BLATTEIS

714-653-7303 | zblatteis@kimcorealty.com



TENANT

| | SQFT |
|----------------------------------|-------|
| 3 Onny's Thai | 1,200 |
| 4 Nelson Howard, DDS | 1,227 |
| 5 California Pet Professionals | 1,300 |
| 6 Dr. Skay | 1,072 |
| 7 Pearsons Animal Hospital | 4,161 |
| 9 TekiPoke | 1,500 |
| 10 Grand Massage | 1,200 |
| 11 Pizza Hut | 1,200 |
| 12 Chase Bank | 4,720 |
| 14 FedEx Kinko's | 5,453 |
| 15 Judy's Bridal & Tux Designers | 1,100 |
| 16 Pharmacy | 1,138 |
| 17 Nail Salon | 975 |
| 18 Levante Jewelers | 1,170 |
| 19 Sunny Fresh Cleaners | 1,500 |
| 20 H & R Block Tax Services | 1,311 |
| 21 Data Doctors | 1,267 |
| 22 Leila's Hair Salon | 1,215 |
| 23 Sky Eyebrows Threading Salon | 1,063 |
| 24 Edward Jones | 1,108 |

Potential Availability

LEASING REPRESENTATIVE

ZACH BLATTEIS

714-653-7303 | zblatteis@kimcorealty.com

Disclaimer: This site plan shows the approximate location, square footage, and configuration of the shopping center and adjacent areas, and is only illustrative of the size and relationship of the stores and common areas generally, all of which are subject to change. The showing of any names of tenants, parking spaces, square footage, curbs-cuts or traffic controls shall not be deemed to be a representation or warranty that any tenants will be at the shopping center, the square footage is accurate, or that any parking spaces, curbs-cuts or traffic controls do or will continue to exist. Moreover, any demographics set forth in this flyer are for illustrative purposes only and shall not be deemed a representation by Landlord or their accuracy. Availability of this property for rent is subject to prior rental or withdrawal of the property from the market at any time without notice.

119930

SAN MARCOS PLAZA

SWC SAN MARCOS BLVD AT RANCHO, SAN MARCOS, CA



LEASING REPRESENTATIVE

ZACH BLATTEIS

714-653-7303 | zblatteis@kimcorealty.com

119930

SAN MARCOS PLAZA

SWC SAN MARCOS BLVD AT RANCHO, SAN MARCOS, CA

MANAGED BY AN AFFILIATE OF




DEMOGRAPHICS

| 2020 ESTIMATES | 1-MILE | 3-MILE | 5-MILE |
|-------------------|----------|-----------|-----------|
| POPULATION | 13,516 | 100,353 | 212,742 |
| DAYTIME POP | 15,588 | 153,308 | 300,449 |
| HOUSEHOLDS | 5,658 | 34,601 | 74,808 |
| AVERAGE HH INCOME | \$91,764 | \$116,723 | \$127,288 |
| MEDIAN HH INCOME | \$69,505 | \$85,798 | \$96,028 |
| PER CAPITA INCOME | \$38,485 | \$40,396 | \$44,998 |

Trade Area Systems, Updates of 2010 Census Data by Synergos

Avg. HH Income

By Block Group



Popstats, 4Q 2020, Trade Area Systems

2020