

718 MEDFORD AVENUE (ROUTE 112), PATCHOGUE, NY 11772

2,300 SF Retail Space For Lease



Retail Property For Lease

PROPERTY DESCRIPTION

Prime 2,300 SF retail space for lease at 718A Medford Ave, Patchogue, located directly next to Starbucks in a high-traffic commercial corridor. The space features versatile J2 zoning, high ceilings, and a full basement ideal for storage. Excellent accessibility with close proximity to both the Long Island Expressway and Sunrise Highway, along with 33 on-site parking spaces. Space is delivered ready to customize for a wide range of retail and service users.

PROPERTY HIGHLIGHTS

- 2,300 SF prime retail space at 718A Medford Ave, Patchogue, adjacent to Starbucks
- Versatile J2 zoning with high ceilings and a full basement
- High traffic counts with strong visibility and frontage
- Excellent accessibility near both the LIE and Sunrise Highway
- Ample on-site parking with 33 spaces
- High Ceilings



HedgeStone
COMMERCIAL
REAL ESTATE

STEVEN BEZMEN

Licensed Associate Real Estate Broker

516.419.2752

steven.bezmen@hedgestone.com

VINCENT GEBBIA

President

516.695.4898

vincent.gebbia@hedgestone.com

DALIA KROLEWICZ

Licensed Real Estate Salesperson

631.307.2960

dalia.krolewicz@hedgestone.com

HedgeStone Commercial Real Estate
164 Main Street, Huntington, NY 11743
<http://www.hedgestonecre.com>

Property Summary

2,300 SF RETAIL SPACE FOR LEASE
718 MEDFORD AVENUE, PATCHOGUE, NY 11772



PROPERTY DESCRIPTION

Prime 2,300 SF retail space for lease at 718A Medford Ave, Patchogue, located directly next to Starbucks in a high-traffic commercial corridor. The space features versatile J2 zoning, high ceilings, and a full basement ideal for storage. Excellent accessibility with close proximity to both the Long Island Expressway and Sunrise Highway, along with 33 on-site parking spaces. Space is delivered ready to customize for a wide range of retail and service users.

PROPERTY HIGHLIGHTS

- 2,300 SF prime retail space at 718A Medford Ave, Patchogue, adjacent to Starbucks
- Versatile J2 zoning with high ceilings and a full basement
- High traffic counts with strong visibility and frontage
- Excellent accessibility near both the LIE and Sunrise Highway
- Ample on-site parking with 33 spaces
- High Ceilings

OFFERING SUMMARY

Lease Rate:	Upon Request
Available SF:	2,300 SF
Lot Size:	1.26 Acres
Parking Spaces:	33

DEMOGRAPHICS	1 MILE	3 MILES	5 MILES
Total Households	2,838	29,584	64,556
Total Population	8,873	80,940	180,141
Average HH Income	\$162,002	\$145,281	\$150,433

Front Entry Next To Starbucks

2,300 SF RETAIL SPACE FOR LEASE

718 MEDFORD AVENUE, PATCHOGUE, NY 11772



Additional Photos

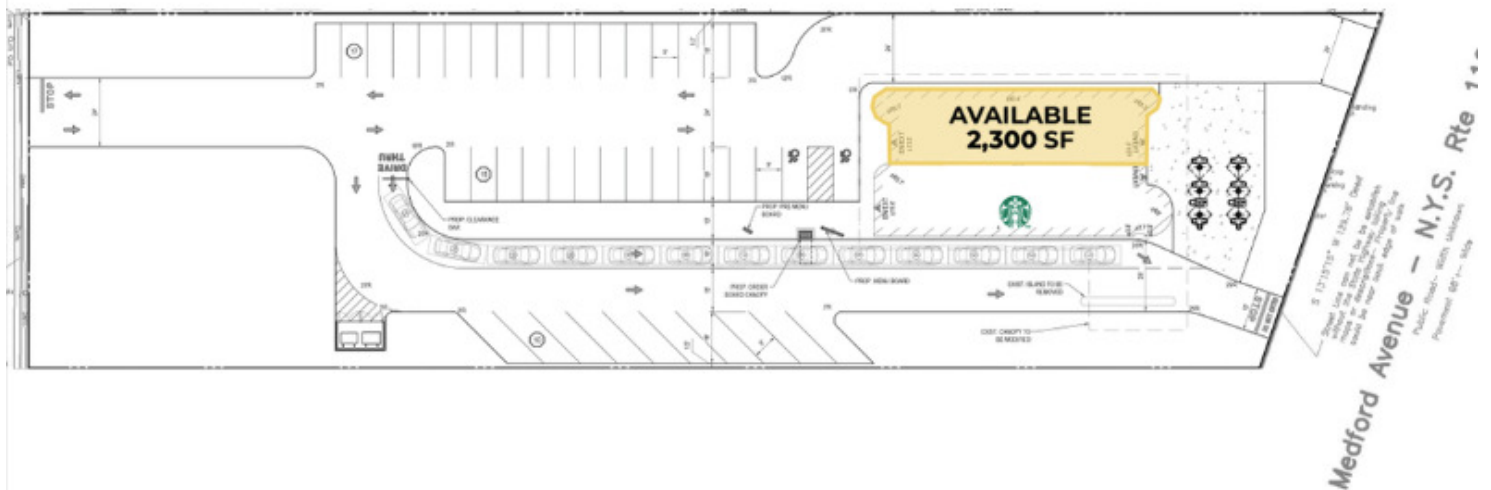
2,300 SF RETAIL SPACE FOR LEASE

718 MEDFORD AVENUE, PATCHOGUE, NY 11772



Site Plan

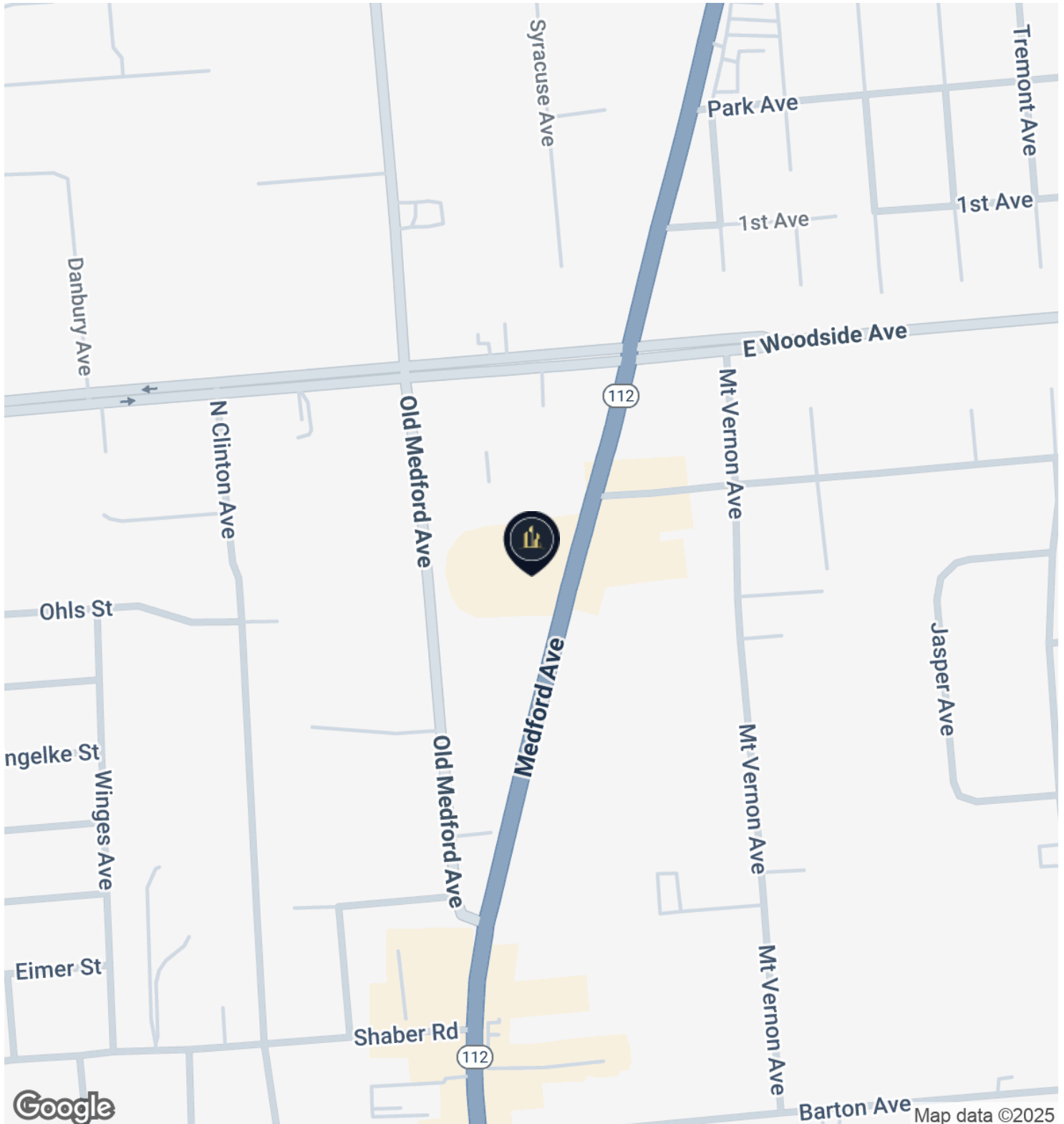
2,300 SF RETAIL SPACE FOR LEASE
718 MEDFORD AVENUE, PATCHOGUE, NY 11772



Location Map

2,300 SF RETAIL SPACE FOR LEASE

718 MEDFORD AVENUE, PATCHOGUE, NY 11772



Retailer Map

2,300 SF RETAIL SPACE FOR LEASE

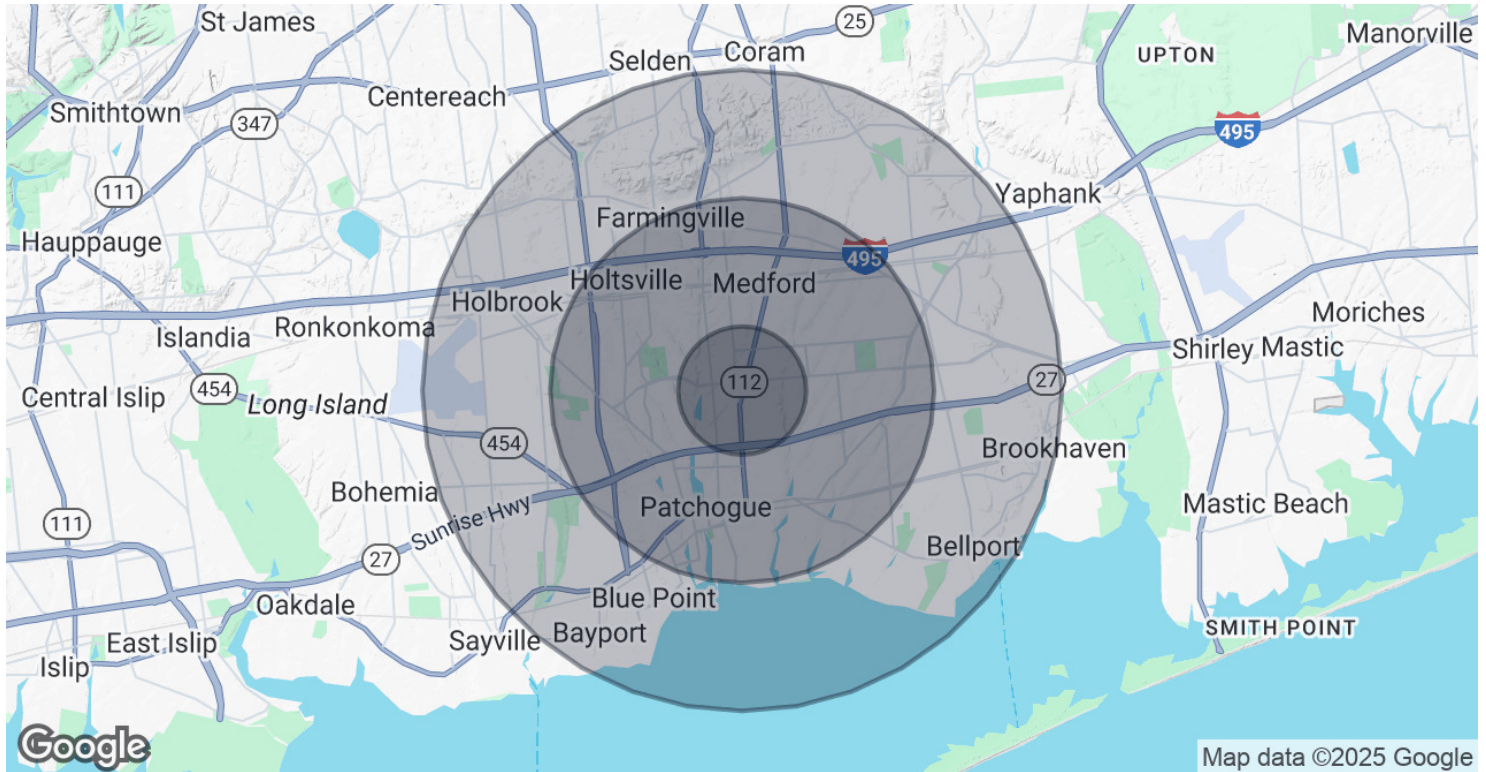
718 MEDFORD AVENUE, PATCHOGUE, NY 11772



Demographics Map & Report

2,300 SF RETAIL SPACE FOR LEASE

718 MEDFORD AVENUE, PATCHOGUE, NY 11772



POPULATION	1 MILE	3 MILES	5 MILES
Total Population	8,873	80,940	180,141
Average Age	41	43	43
Average Age (Male)	40	41	41
Average Age (Female)	42	44	44

HOUSEHOLDS & INCOME	1 MILE	3 MILES	5 MILES
Total Households	2,838	29,584	64,556
# of Persons per HH	3.1	2.7	2.8
Average HH Income	\$162,002	\$145,281	\$150,433
Average House Value	\$494,605	\$522,398	\$535,987

Demographics data derived from AlphaMap

Meet The Team

2,300 SF RETAIL SPACE FOR LEASE
718 MEDFORD AVENUE, PATCHOGUE, NY 11772



STEVEN BEZMEN

Licensed Associate Real Estate Broker

Direct: 516.419.2752
steven.bezmen@hedgestone.com



VINCENT GEBBIA

President

Direct: 516.695.4898
vincent.gebbia@hedgestone.com



DALIA KROLEWICZ

Licensed Real Estate Salesperson

Direct: 631.307.2960
dalia.krolewicz@hedgestone.com