

SWC RAMONA EXPY. & PERRIS BLVD.

PERRIS, CA

DRIVE THRU PAD AVAILABLE
FOR GROUND LEASE
OR BUILD TO SUIT

COMING SOON



BRIAN BIELATOWICZ
951.445.4515
bbielatowicz@leetemecula.com
DRE# 01269887

FAEEZ KANJI
951.445.4528
fkanji@leetemecula.com
DRE# 02162227






No warranty or representation has been made to the accuracy of the foregoing information. Terms of sale or lease and availability are subject to change or withdrawal without notice. Lee & Associates Commercial Real Estate Services, Inc. - Riverside. 25240 Hancock Avenue, Suite 100 - Murrieta, CA 92562 | Corporate ID# 01048055

SWC RAMONA EXPY. & PERRIS BLVD.

PERRIS, CA

PROPERTY HIGHLIGHTS

- Fully Entitled Hard Corner Fast Food Pad Available for Ground Lease or Build to Suit
- Ideal For Fast Food, Gas/C-Store, Car Wash, & Multiple Retail Uses
- Huge Daytime Population With 23,276 Employees Within 5 Miles
- Strong Traffic Counts With Almost 55,000 Cars Daily at the Intersection
- High Growth & Underserved Trade Area

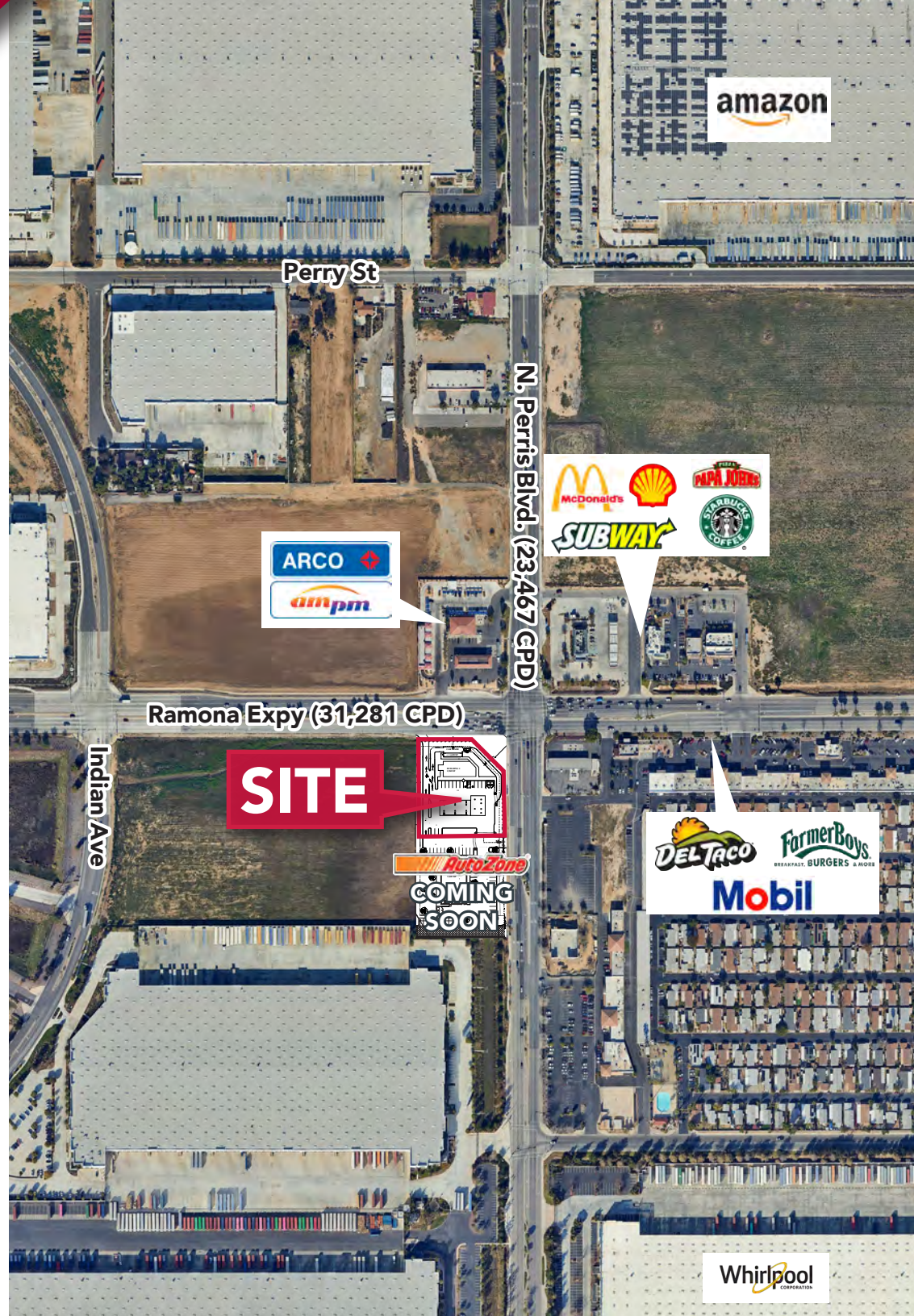
DEMOGRAPHICS	3 MILE	5 MILE	10 MILE
 Average Income	\$113,932	\$108,515	\$117,328
 Residential Population	59,859	157,017	445,693
 Daytime Population	9,935	23,276	74,599

Source: Regis

TRAFFIC COUNTS

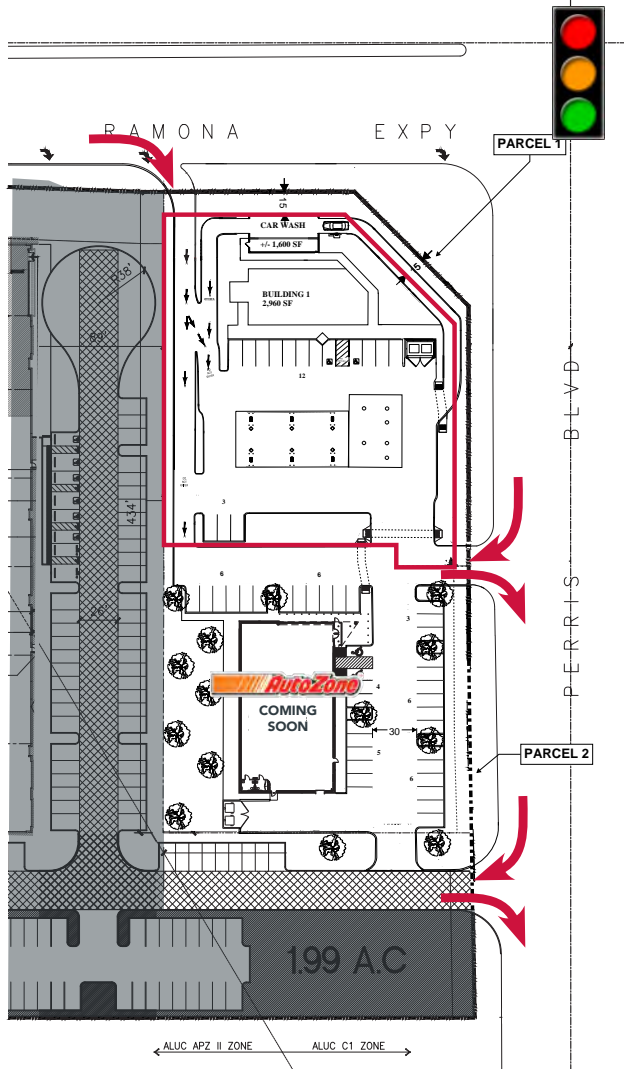
31,281 CPD Ramona Expressway
23,467 CPD N. Perris Blvd.
120,486 CPD I-215 Fwy.

Source: Regis

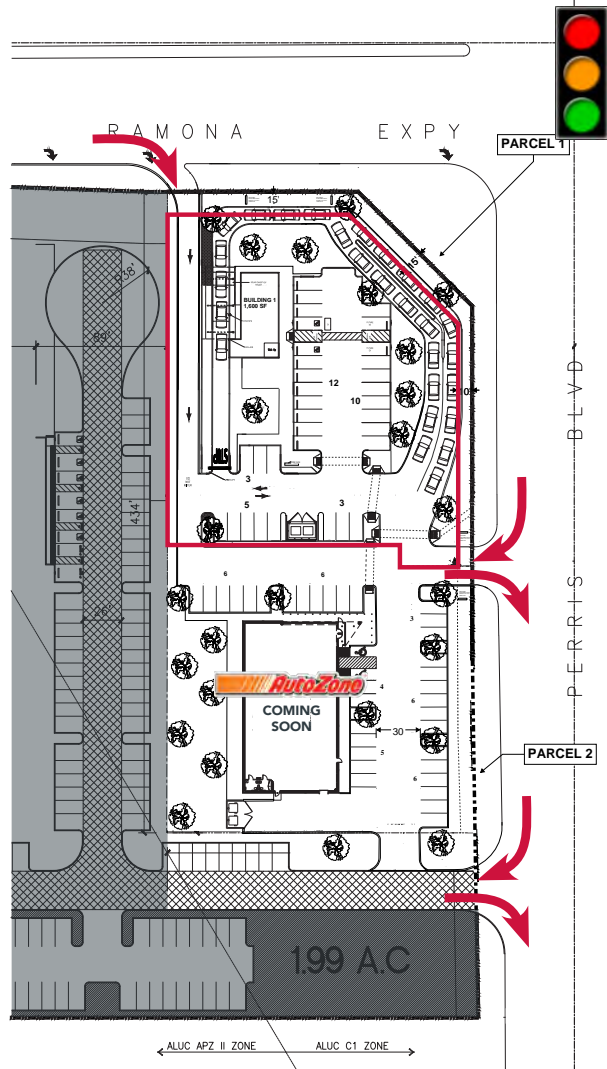


Conceptual Site Plans

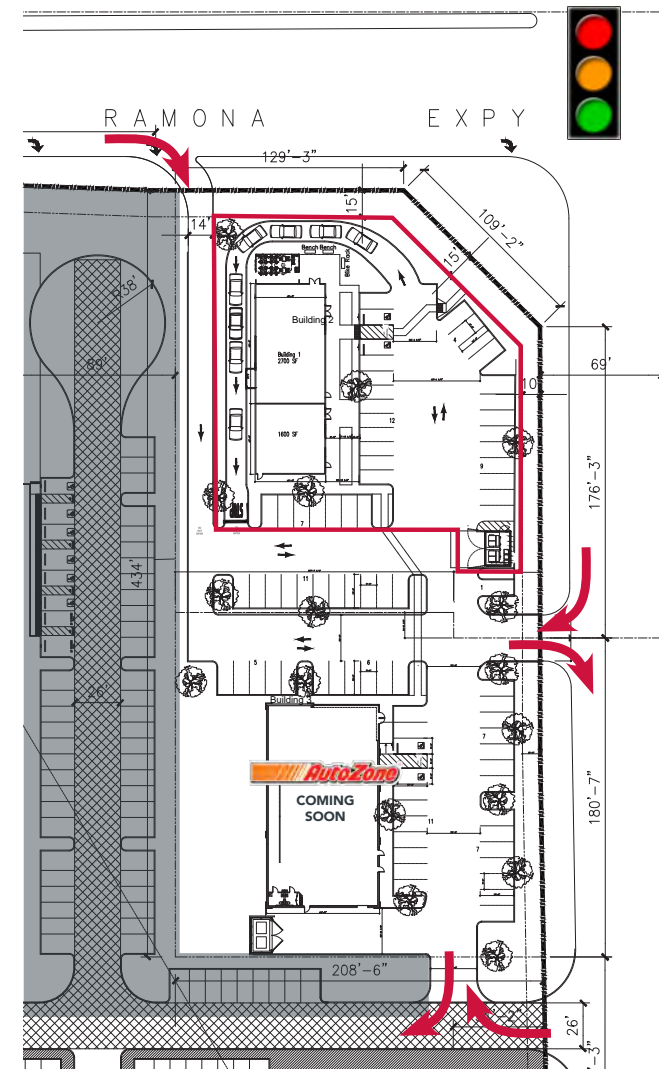
CONCEPTUAL GAS STATION,
C-STORE & CAR WASH LAYOUT



CONCEPTUAL
FAST FOOD LAYOUT



CONCEPTUAL MULTI-TENANT
DRIVE THRU LAYOUT



SWC RAMONA EXPY.
& PERRIS BLVD.
PERRIS, CA

Why Perris?

A PRO-BUSINESS APPROACH

The City of Perris is dedicated to fostering a pro-business environment, firmly believing that collaboration with the government should not be difficult. Our Economic Development Division is committed to working with businesses, offering comprehensive assistance, and identifying ways that help companies succeed in our city!



BUSINESS SERVICES:

- Site Selection
- Streamlined Entitlements
- Expedited Permits

RESIDENTIAL DEVELOPMENT

- More than 8,477 new residential units planned
- Current population: 80,603 (2023 U.S. Census Bureau)
- Population density: 2,495.7 per square mile
- High-volume traffic counts at major intersections
- More than 200,000 vehicles daily

HIGH-VOLUME JOB MARKET

- 34,000+ employees work in Perris daily
- 4 school districts with 47 schools, nearly 5,000 staff and faculty, and 41,489 students
- 10 colleges and universities within a 20-mile radius

“The City of Perris is committed to your business’s success. We are investing in your company and your employees.”



In the Center of it All.

The **CITY OF PERRIS** is located along Interstate 215, in close proximity to Ontario International Airport and the Port of Long Beach. Perris is situated in a Foreign Trade Zone and has transformed into a prominent location for the largest companies in logistics and e-commerce.

Our city is committed to fostering a business-friendly environment that encourages both established and emerging businesses to prosper and flourish, all while working towards enhancing the economic well-being and overall quality of life for our community members.

- Available Economic Incentive Zones: Foreign Trade #244, Historically Underutilized Business Zones, CA Opportunity Zone, Recycling Market Development Zone
- Adjacent to March Air Reserve Base
- Great access to major regional employment and technology centers
- Two Metrolink stations
- Eight exits off the I-215 Freeway
- Burlington Northern Santa Fe Railroad freight line
- Riverside Transit Authority transit routes

The **CITY OF PERRIS** boasts Nearly 3 million visitors a year who seek thrill and entertainment away from urbanized areas. World-Class attractions include:

- Lake Perris State Recreation Area
- Skydive Perris
- DropZone Water Park
- Action Star Games Paintball Park
- Perris Raceway
- Southern California Railway Museum
- Lake Perris Fairgrounds
- Perris Auto Speedway
- Big League Dreams




30
YEARS

MEDIAN AGE
(2022)



POPULATION
(2023)
80,603





\$82,523

MEDIAN HOUSEHOLD
INCOME (2023)



"Your business starts here."

RETAIL OPPORTUNITY GAP ANALYSIS	RETAIL GROUP	DEMAND	SUPPLY	RETAIL GAP
	MOTOR VEHICLE & PARTS DEALERS	\$82,513,381	\$45,265,009	\$37,248,372
	CLOTHING & ACCESSORIES	\$35,641,564	\$12,199,233	\$23,442,331
	FURNITURE AND HOME FURNISHINGS	\$18,395,990	\$14,238,530	\$4,157,460
	GENERAL MERCHANDISE	\$83,781,984	\$59,627,407	\$24,154,577
	GENERAL MERCHANDISE (EXCL. DEPT. STORES)	\$50,067,532	\$53,900,551	\$ (3,833,019)
	ELECTRONICS & APPLIANCE	\$18,391,155	\$8,366,928	\$10,024,227
	BUILDING MATERIALS, GARDEN EQUIPMENT	\$29,027,689	\$60,474,928	\$ (31,447,239)
	FOOD & BEVERAGE STORES	\$80,464,916	\$147,441,071	\$ (66,976,155)
	HEALTH & PERSONAL CARE	\$32,849,257	\$20,606,147	\$12,243,110
	SPORTING GOODS, HOBBY, BOOKS	\$16,006,558	\$6,584,461	\$9,422,097
	FOOD SERVICES & DRINKING PLACES	\$54,133,506	\$51,022,083	\$3,111,423

PERRIS AREA GROSS REGIONAL PRODUCT: \$4.6 BILLION
HOUSING DEVELOPMENTS: 8,477 UNITS



HOUSING
DEVELOPMENT

8,477



PERRIS AREA GROSS
REGIONAL PRODUCT

\$4.6 BILLION



DEVELOPMENTS

NEW HOUSING DEVELOPMENTS

- 1 **CHARLIE APT:**
228 Units (Under Construction)
- 2 **STRATFORD RANCH:**
90 Units (Under Construction)
and 192 Units (In Plan Check)
- 3 **DR HORTON:**
283 Units (Under Construction)
- 4 **DR. HORTON
(NUEVO RD., AND WILSON AVE.):**
52 Units (Under Construction)
- 5 **PARKWEST SP:**
529 Units (Under Construction)
- 6 **GREEN VALLEY SPECIFIC PLAN:**
404 Units (Under Construction)
and 837 Units (In Plan Check)
- 7 **STEVE LETWITCH:**
145 Units (In Plan Check)
- 8 **CITRUS COURT:**
111 Units (In Plan Check)
- 9 **STERLING VILLA:**
429 Units (In Plan Check)
- 10 **KAIDENCE APARTMENTS:**
300 Units (In Plan Check)
- 11 **NOVA HOMES:**
6 Units (In Plan Check)
- 12 **PRAIRIE VIEW APARTMENTS:**
287 Units (In Plan Check)
- 13 **VILLAGE WALK:**
129 Units (In Plan Check)
- 14 **RIVERWOOD SP BY RICHLAND:**
663 Units (In Plan Check)
- 15 **KB HOMES:**
184 Units (Map Recorded)
- 16 **PACIFIC COMMUNITIES:**
201 Units (Entitled)
- 17 **VILLA VERONA APARTMENTS:**
360 Units (Entitled)
- 18 **LANATA BY PACIFIC COMMUNITIES:**
91 Units (In Process)
- 19 **NOVA HOMES:**
76 Units (Entitled)
- 20 **HARVEST LANDING:**
1,287 Units (Entitled)
- 21 **DTSP UV:**
39 Units (Entitled)
- 22 **COUNTY LANDS PIP IV:**
384 Units (Entitled)
- 23 **RICHLAND:**
198 Units (Entitled)
- 24 **LANSING PROPERTIES:**
141 Units (Entitled)
- 25 **GRAHAM PUD:**
32 Units (In Process)
- 26 **MULTIFAMILY SENIOR HOUSING:**
236 Units (In Process)
- 27 **ACACIA POINTE:**
145 Units (In Process)
- 28 **TOWNHOME (7TH AND G ST.):**
280 Units (In Process)
- 29 **TOWNHOME (E JARVIS AND S PERRIS BLVD.):**
128 Units (In Process)

**TOTAL UNITS
8,477 UNITS**



SWC RAMONA EXPY. & PERRIS BLVD. PERRIS, CA

FOR MORE INFORMATION, PLEASE CONTACT:



BRIAN BIELATOWICZ
951.445.4515
bbielatowicz@leetemecula.com
DRE# 01269887

FAEEZ KANJI
951.445.4528
fkanji@leetemecula.com
DRE# 02162227

