

HUNTINGTON STATION, NY

Space Available Adjacent to Walt Whitman Mall



LOCATION

326 Route 110
Huntington Station, NY

AVAILABLE

- +/- 4,649 SF (Main Level)
- +/- 2,449 SF (Main Level)
- +/- 2,200 SF (Main Level)
- +/- 1,461 SF (Lower Level)
- +/- 1,600 SF (Upper Level)

PARKING

150+ parking spaces

TRAFFIC

40,000 vehicles per day

NEIGHBORING RETAIL

Walt Whitman Mall, Whole Foods (Opening 2023), Best Buy, Target, Staples, CVS, Walgreens, Five Guys, Applebees, and more

LEASE RATES

\$20 - 45 PSF

COMMENTS

- The space is highly visible from Route 110, and is adjacent to the Walt Whitman Mall and a planned Whole Foods Supermarket, with contiguous parking
- Excellent tenant mix, with co-tenants including Zwanger-Pesiri, Weight Watchers, Sterling Bank, and New York's Face Place



DEMOS	1 MILE	3 MILE	5 MILE
POP	10,440	77,306	189,379
A.H.H.I	\$123,275	\$139,201	\$161,592

Breslin Realty
DEVELOPMENT CORP.

FOR MORE INFORMATION

Richard MacDougall | Exclusive Broker | 516.741.7400 x263 | rmacdougall@breslinrealty.com

500 Old Country Rd, Garden City, NY :: www.breslinrealty.com

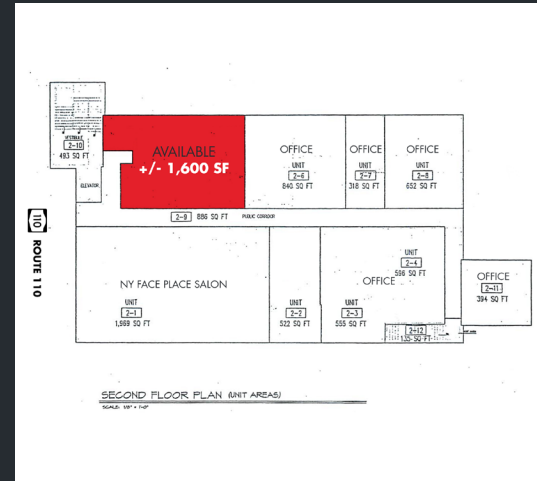
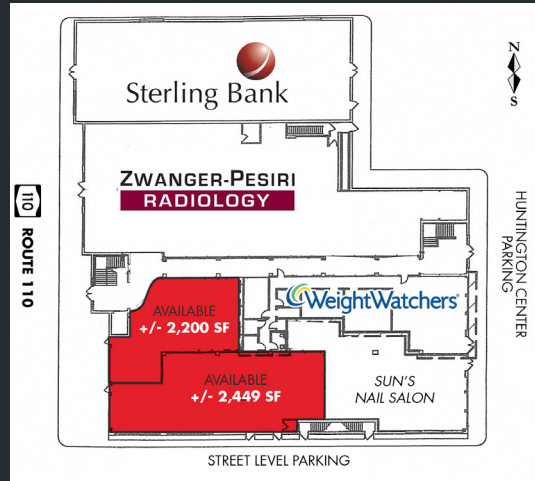
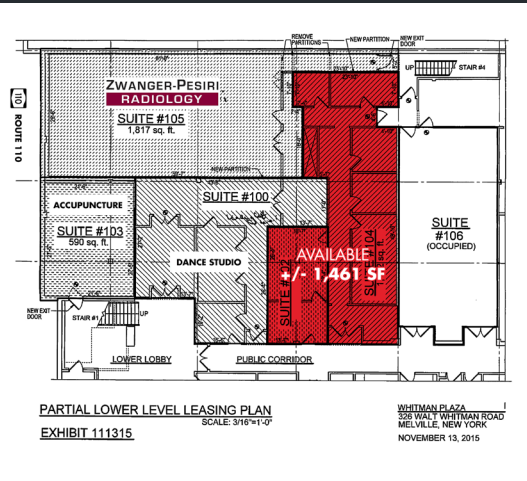
HUNTINGTON STATION, NY

Space Available Adjacent to Walt Whitman Mall

LOWER LEVEL

MAIN LEVEL

UPPER LEVEL



FOR MORE INFORMATION

Richard MacDougall | Exclusive Broker | 516.741.7400 x263 | rmacdougall@breslinrealty.com

500 Old Country Rd, Garden City, NY :: www.breslinrealty.com