




# PACIFIC TECH PARK

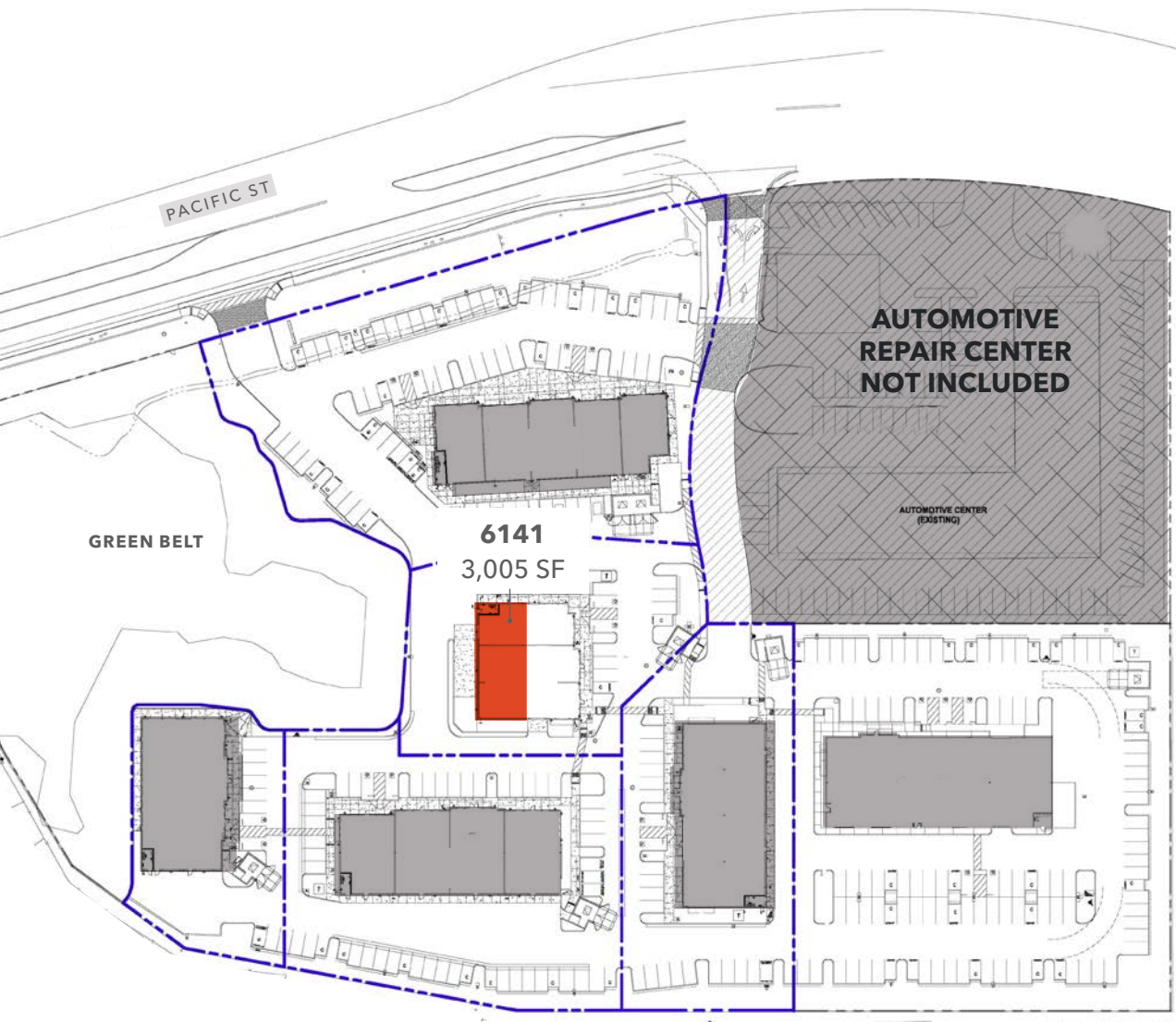
*For Lease: ±3,005 SF Conditioned  
Warehouse with Dock. Excellent Rocklin  
Location with easy freeway access to I-80  
and Hwy 65*

6141 PACIFIC ST, SUITE 100, ROCKLIN, CA



## “MAN CAVE - SPORTS CAR” STORAGE OPTION





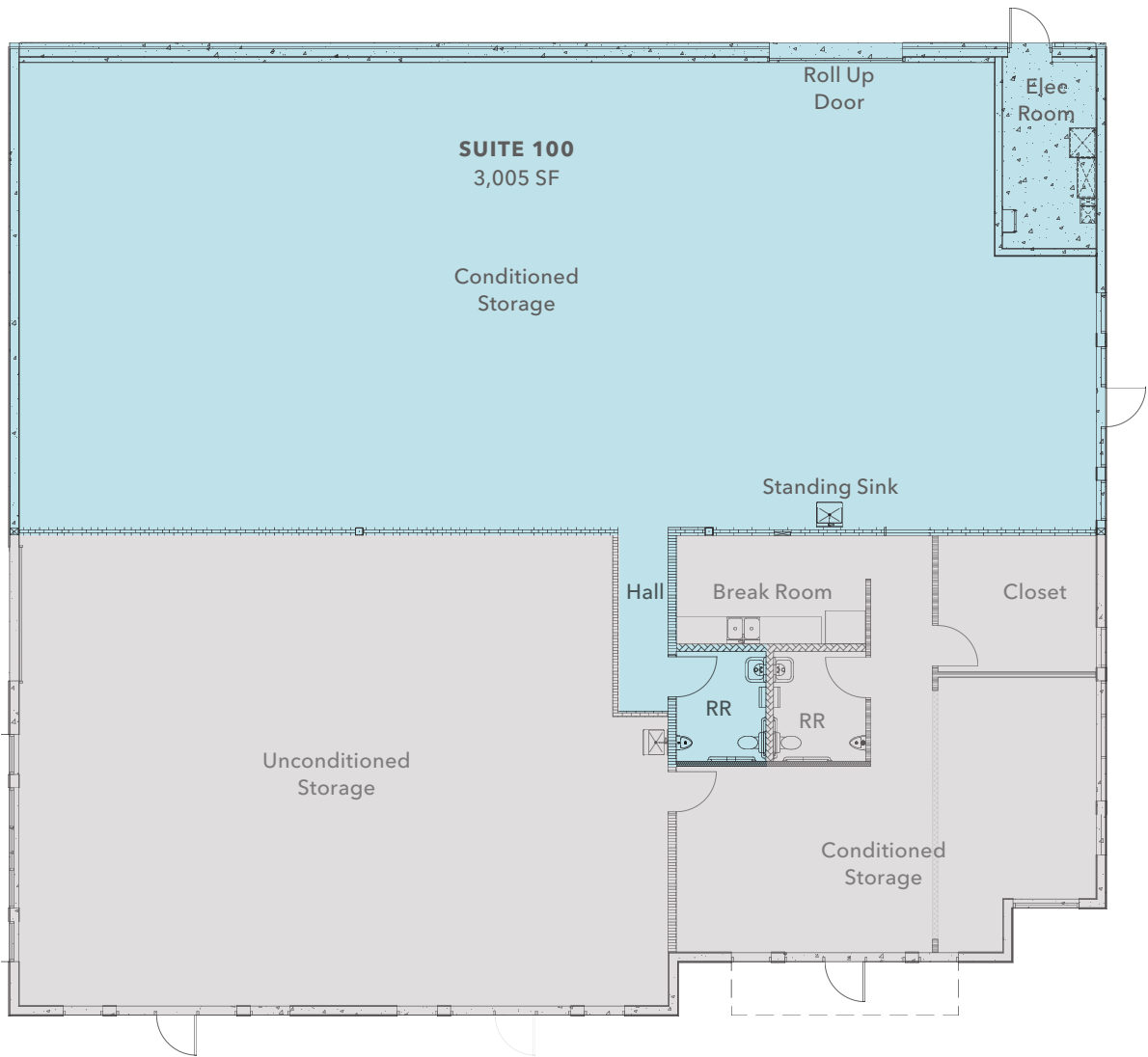
Site Plan & Features

LEASE RATE	\$1.49/SF NNN
NETS	\$.65/SF
CLEAR HEIGHT	15'
POWER	208/120v, 400 Amp 3 Phase/Suite
PARKING RATIO	3.2/1,000 SF
Flex space with cold storage capability	
R60 Roof Insulation	
R40 Walls & Rollup Door Insulation	
Fully conditioned warehouse	
Solitude Skylights	
Common Area dock offload	

**±3,005**  
SF AVAILABLE

**\$1.49**  
LEASE RATE, NNN

FLOOR PLAN



3,005 SF

TOTAL SF AVAILABLE

\$1.49


LEASE RATE (SF/MO)

NOW

AVAILABLE



PACIFIC TECH PARK



AVAILABLE FOR LEASE

KIDDER MATHEWS









## PACIFIC TECH PARK

*For more information on  
this property, please contact*

JON WALKER  
916.205.3554  
jon.walker@kidder.com  
LIC N° 01204666

KIDDER.COM

This information supplied herein is from sources we deem reliable. It is provided without any representation, warranty, or guarantee, expressed or implied as to its accuracy. Prospective Buyer or Tenant should conduct an independent investigation and verification of all matters deemed to be material, including, but not limited to, statements of income and expenses. Consult your attorney, accountant, or other professional advisor. All Kidder Mathews designs are the sole property of Kidder Mathews. Branded materials and layouts are not authorized for use by any other firm or person.

