



28,000 SF Industrial Space AI Northside Industrial Park Phase II

16570 NORTHSIDE BLVD. STE 500 | NAMPA, IDAHO



Property Highlights

- 28,000 SF Available for Lease
- 600 SF Office Space
- Built 2021
- Easily Accessible to the I- 84 just 1 mile to the property and 20 minutes to the Boise Airport.




Contact

Charity Nelson – Leasing Manager
cnelson@adler-industrial.com

adler-industrial.com

 (+1) 208-506-7170

 8665 W. Emerald street, Suite 200,
Boise, ID 83704, USA



28,000 SF Industrial Space

AI Northside Industrial Park Phase II

**16570 NORTHSIDE
BLVD. STE 500
NAMPA, IDAHO**



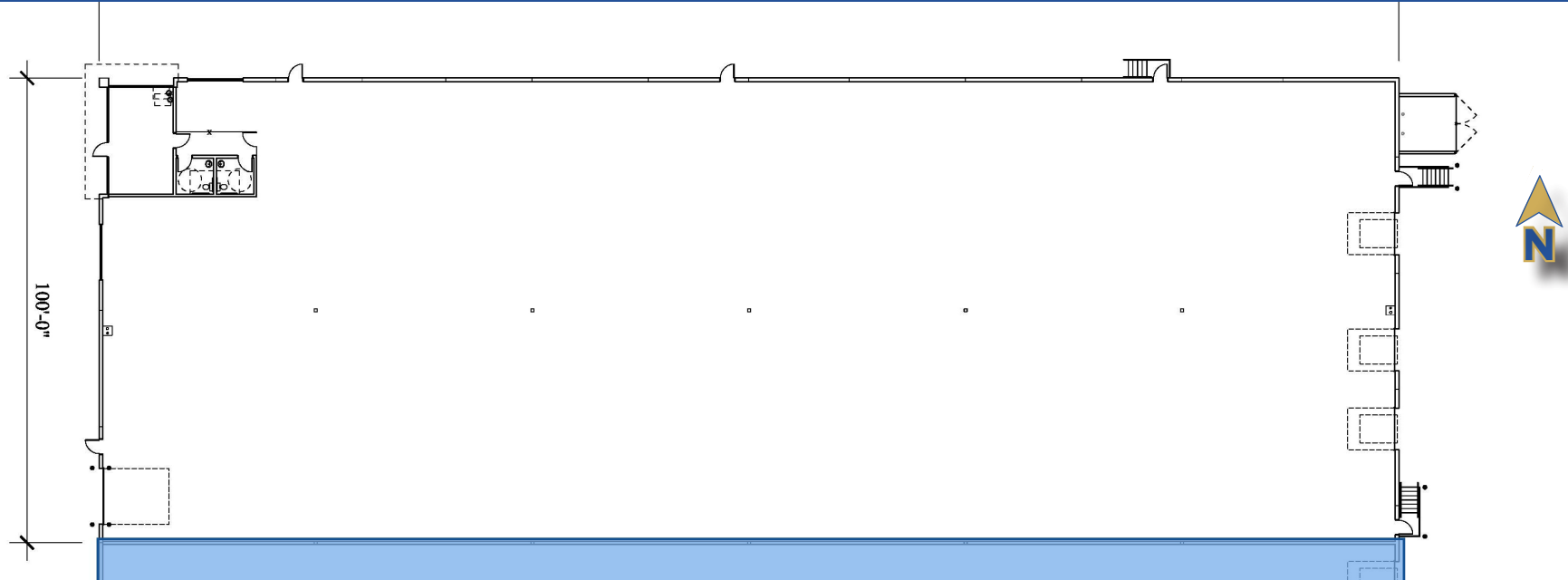
- **STATUS:** Available December 2024
- **BUILDING TYPE:** Industrial - Class A
- **CONSTRUCTION:** Concrete Tilt
- **YEAR BUILT:** 2021
- **BUILDING SIZE:** 140,000 SF
- **AVAILABLE FOR LEASE:** 28,000 SF
- **LEASE TYPE:** NNN
- **CLEAR HEIGHT:** 32'
- **FIRE:** ESFR System with Fire Pump
- **DOORS:** 3 Dock High, 1 Grade Level
- **POWER:** 200 Amps—480 volt—3 Phase
- **LIGHTING:** LED with Occupancy Sensors
- **HEATING:** Cambridge Air Handling Units



28,000 SF Industrial Space

with apx 600 SF Office Space

16570 NORTHSIDE BLVD.
STE 500
NAMPA, IDAHO



Building Plan



AVAILABLE FOR LEASE: 28,000 SF



AVAILABLE: DECEMBER 2024



FLOORS: OFFICE 1ST FLOOR ~600 SF



For rates, please
contact our
Leasing Manager



Contact

Charity Nelson – Leasing Manager
cnelson@adler-industrial.com

adler-industrial.com



(+1) 208-506-7170



8665 W. Emerald street, Suite 200,
Boise, ID 83704, USA



28,000 SF Industrial Space

AI Northside Industrial Park Phase II

**16570 NORTHSIDE
BLVD. STE 500
NAMPA, IDAHO**



Access

| | |
|-----------------|-----------------------|
| Boise Airport | +/- 20 min / 19 miles |
| Interstate 84-I | +/- 2 min / 1 miles |
| Downtown Boise | +/- 20 min / 20 miles |



ADLER
INDUSTRIAL

Visit adler-industrial.com for more information

80+

**PROPERTIES ACQUIRED OR
DEVELOPED IN BOISE MSA**



The largest industrial real estate
development and management
company in Idaho

Adler Industrial specializes in vertically integrated solutions for Class A industrial development, including developing, constructing, leasing, investing, and property management. With over 4 million square feet of acquired or developed buildings and 1,000 acres of land for future projects, we lead the market in providing comprehensive industrial solutions. Our sister company, Adler Realty Investments, founded in 1996, has acquired or developed 5.9 million square feet of properties, across all asset types nationwide.




Contact

Charity Nelson – Leasing Manager
cnelson@adler-industrial.com

adler-industrial.com

 (+1) 208-506-7170

 8665 W. Emerald street, Suite 200,
Boise, ID 83704, USA