

FOR SALE

443
8TH
STREET

Oakland, CA 94607



Exclusively Listed by

Brad Banker

510.763.7090 x215

bbanker@lcbassociates.com

TABLE OF CONTENTS

CONFIDENTIALITY & DISCLAIMER

All materials and information received or derived from LCB Associates, LLC its directors, officers, agents, advisors, affiliates and/or any third party sources are provided without representation or warranty as to completeness, veracity, or accuracy, condition of the property, compliance or lack of compliance with applicable governmental requirements, developability or suitability, financial performance of the property, projected financial performance of the property for any party's intended use or any and all other matters.

Neither LCB Associates, LLC its directors, officers, agents, advisors, or affiliates makes any representation or warranty, express or implied, as to accuracy or completeness of the any materials or information provided, derived, or received. Materials and information from any source, whether written or verbal, that may be furnished for review are not a substitute for a party's active conduct of its own due diligence to determine these and other matters of significance to such party. LCB Associates, LLC will not investigate or verify any such matters or conduct due diligence for a party unless otherwise agreed in writing.

EACH PARTY SHALL CONDUCT ITS OWN INDEPENDENT INVESTIGATION AND DUE DILIGENCE.

Any party contemplating or under contract or in escrow for a transaction is urged to verify all information and to conduct their own inspections and investigations including through appropriate third party independent professionals selected by such party. All financial data should be verified by the party including by obtaining and reading applicable documents and reports and consulting appropriate independent professionals. LCB Associates, LLC makes no warranties and/or representations regarding the veracity, completeness, or relevance of any financial data or assumptions. LCB Associates, LLC does not serve as a financial advisor to any party regarding any proposed transaction. All data and assumptions regarding financial performance, including that used for financial modeling purposes, may differ from actual data or performance. Any estimates of market rents and/or projected rents that may be provided to a party do not necessarily mean that rents can be established at or increased to that level. Parties must evaluate any applicable contractual and governmental limitations as well as market conditions, vacancy factors and other issues in order to determine rents from or for the property.

Legal questions should be discussed by the party with an attorney. Tax questions should be discussed by the party with a certified public accountant or tax attorney. Title questions should be discussed by the party with a title officer or attorney. Questions regarding the condition of the property and whether the property complies with applicable governmental requirements should be discussed by the party with appropriate engineers, architects, contractors, other consultants and governmental agencies. All properties and services are marketed by LCB Associates, LLC in compliance with all applicable fair housing and equal opportunity laws.

TABLE OF CONTENTS

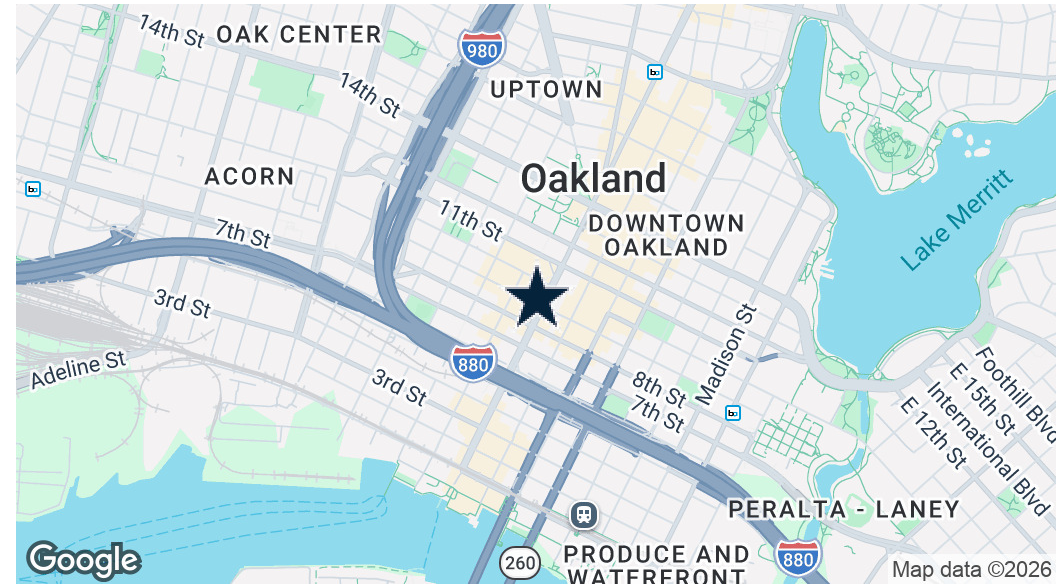
PROPERTY INFORMATION	1
LOCATION INFORMATION	2
DEMOGRAPHICS	3

PROPERTY INFORMATION

Section 1



EXECUTIVE SUMMARY



OFFERING SUMMARY

Sale Price:	\$225,000
Building Size:	732 SF
Price / SF:	\$307.38

PROPERTY OVERVIEW

Fully Leased retail condo for sale on Old Oakland/Chinatown Border. Space is currently leased on a month to month basis to a local produce store, paying \$2,400.00 per month, plus \$550.00 HOA fee. Estimated 8% Cap rate.

PROPERTY HIGHLIGHTS

- High Profile Commercial Condo
- Occupied with strong rental income
- Border of Old Oakland and China Town

ADDITIONAL PHOTOS

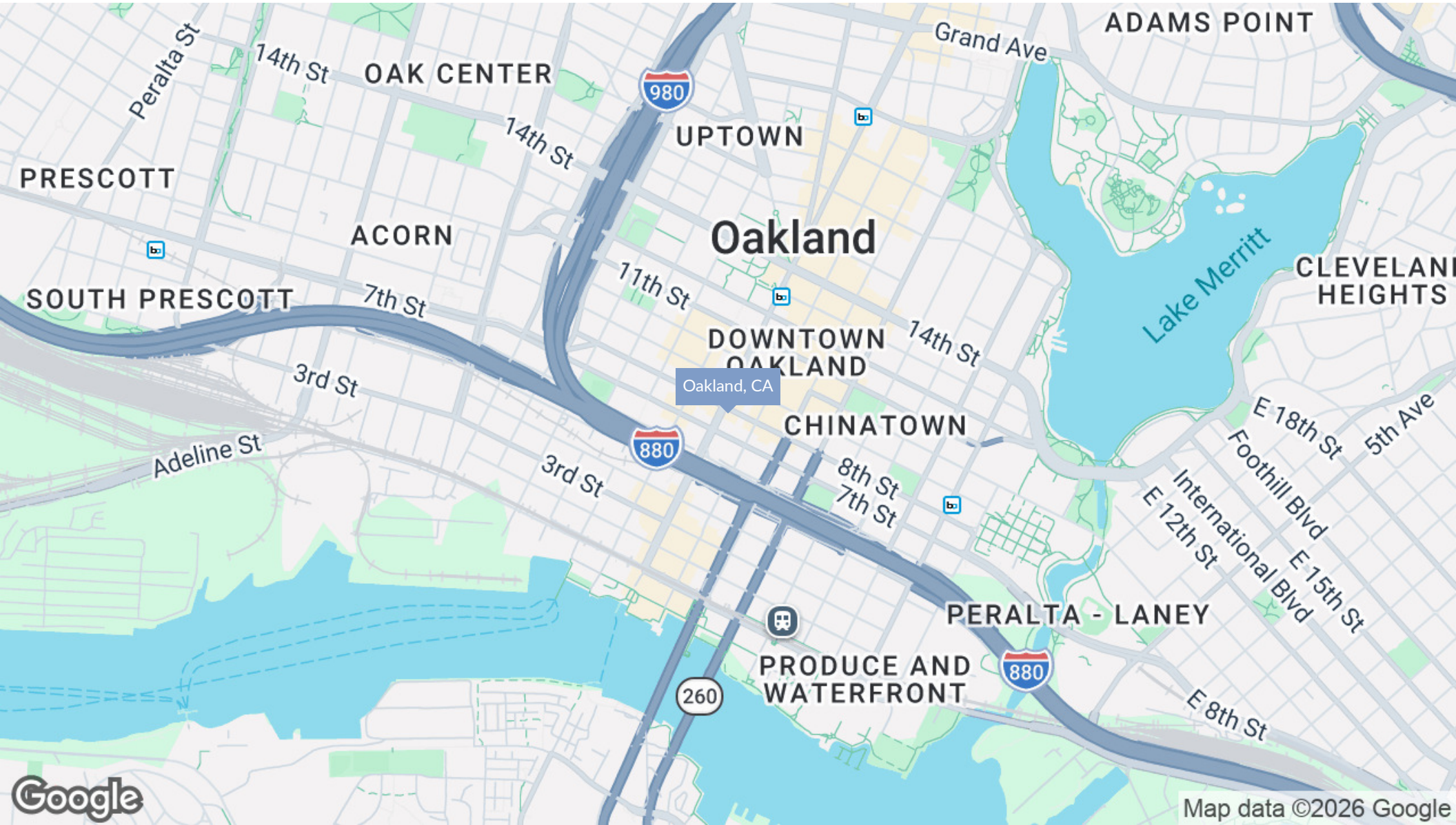


LOCATION INFORMATION

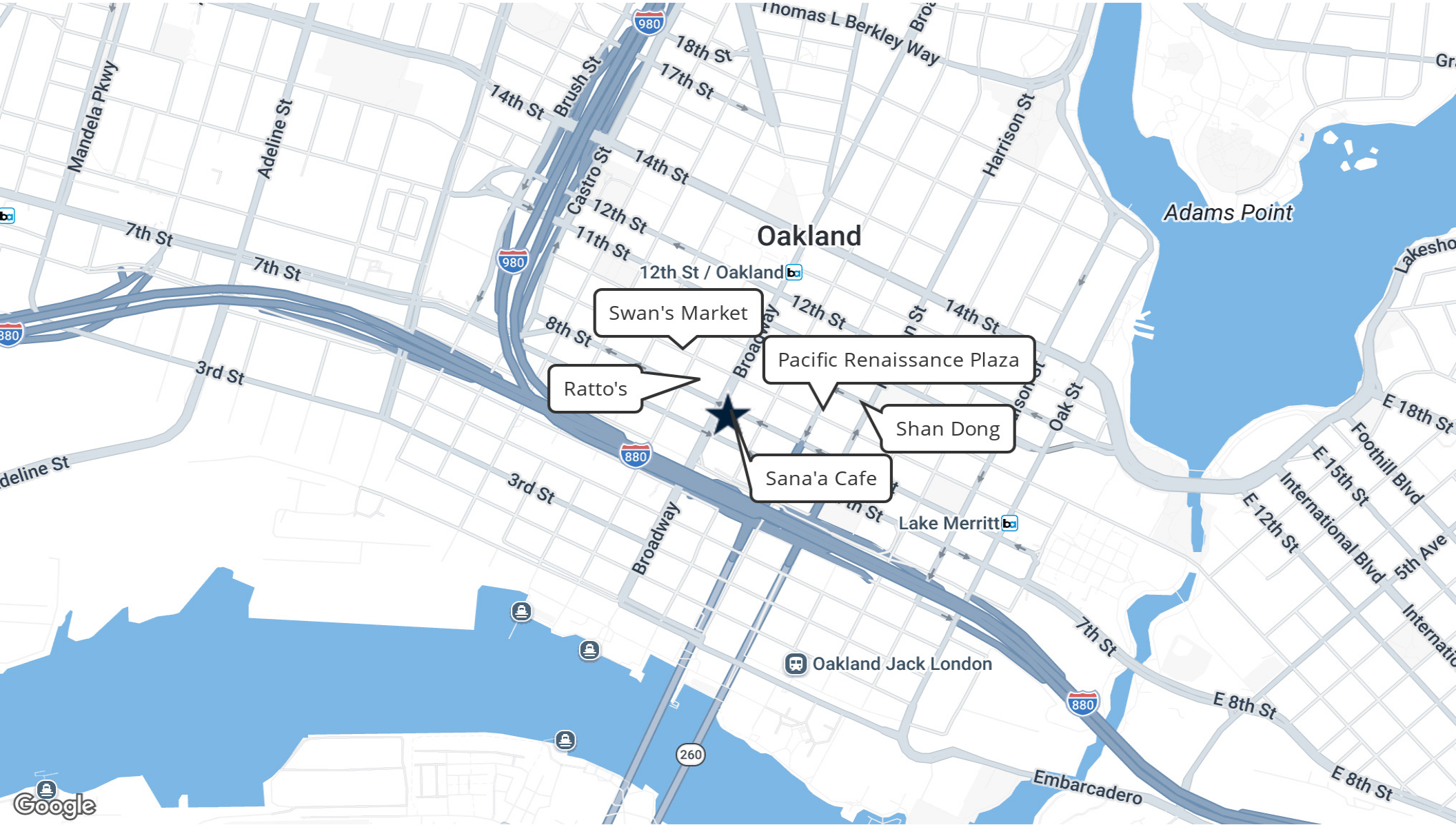
Section 2



REGIONAL MAP



LOCATION MAP



DEMOGRAPHICS

Section 3



DEMOGRAPHICS MAP & REPORT

POPULATION	0.25 MILES	0.5 MILES	1 MILE
Total Population	3,583	11,553	33,812
Average Age	46.0	43.4	41.7
Average Age (Male)	41.9	41.4	41.2
Average Age (Female)	51.2	45.2	41.3

HOUSEHOLDS & INCOME	0.25 MILES	0.5 MILES	1 MILE
Total Households	1,997	6,237	17,994
# of Persons per HH	1.8	1.9	1.9
Average HH Income	\$122,555	\$127,247	\$118,125
Average House Value	\$664,800	\$716,282	\$780,382

2023 American Community Survey (ACS)

