



# RETAIL PAD • ADJACENT TO GILBERT GATEWAY TOWNE CENTER

5443 S POWER RD | MESA, AZ 85212

**KYLE DAVIS**  
**OWNER/AGENT**  
 D 480.889.2566  
 M 203.419.5385  
 KDAVIS@CPIAZ.COM

The information contained herein has been obtained from various sources. We have no reason to doubt its accuracy; however, J & J Commercial Properties, Inc. has not verified such information and makes no guarantee, warranty or representation about such information. The prospective buyer or lessee should independently verify all dimensions, specifications, floor plans, and all information prior to the lease or purchase of the property. All offerings are subject to prior sale, lease, or withdrawal from the market without prior notice.

10 20 25

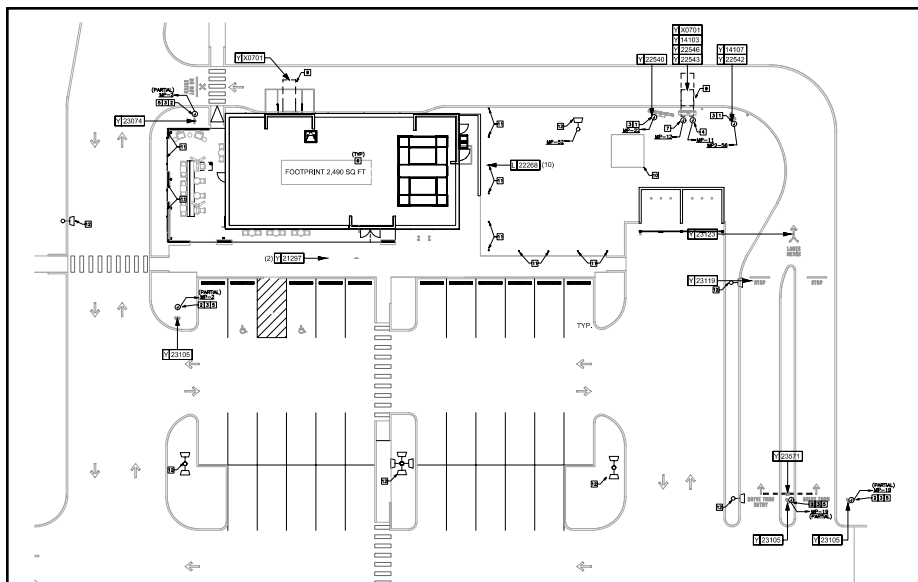


**COMMERCIAL PROPERTIES INC.**

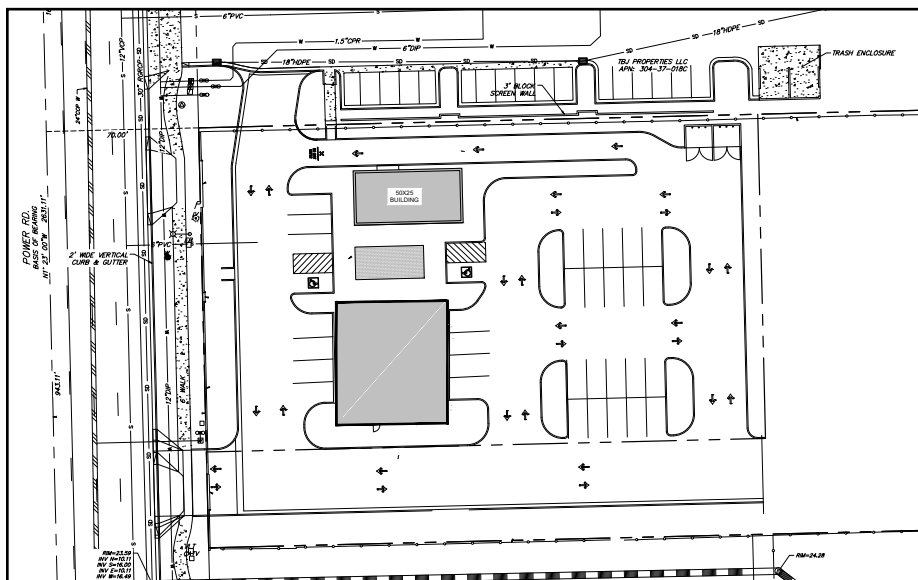
Locally Owned, Globally Connected. CORPAC

TEMPE: 2323 W University Drive, Tempe, AZ 85281 | 480.966.2301  
 SCOTTSDALE: 8767 E Via de Commercio, Suite 101, Scottsdale, AZ 85258 | www.cpiaz.com





**±2,490 SF PERMITTED!  
DRIVE THRU BUILDING**



**TWO TENANT CONCEPT**

## EXECUTIVE SUMMARY

### Retail Pad Available

Property Address: 5443 S Power Rd  
Mesa, AZ 85212

Property Type: Commercial Land

Zoning: LC, City of Mesa

Parcel: 304-37-026B

Transaction Type: Ground Lease or RBTS

### Property Highlights

- Gilbert Gateway Retail Corridor
- 0.8 miles to 202 Freeway, 1 mile to Mesa Gateway Airport, and 1.7 miles to ASU Polytechnic Campus
- ±2,490 SF Drive Thru Building Permitted!
- ±30,000 VPD on going to work side

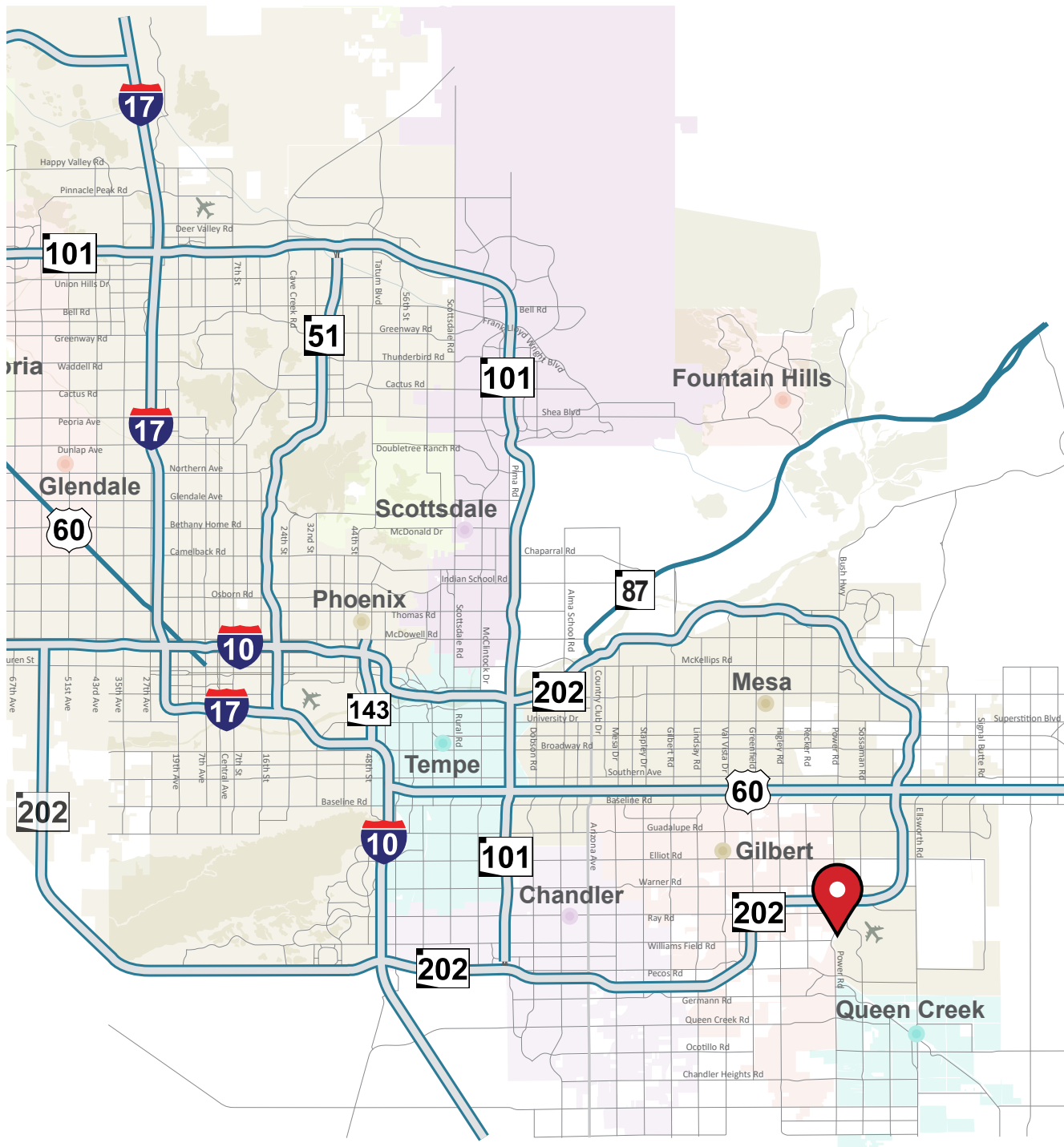












## Minutes To...

### Loop 202 San Tan Freeway

2 minutes



### Phoenix/Mesa Gateway Airport

5 minutes



### Phoenix Sky Harbor International Airport

28 minutes



### Phoenix

37 minutes



## Demographics

(5 mile radius)

### Population

250,778

### Median Age

34.2

### Households

82,946

### Median Household Income

\$109,663

### Unemployment Rate

2.7%

### Education

46% Bachelor's/Grad./Prof. Degree

# The Phoenix East Valley Means Business and Others are Taking Notice:

The PHX East Valley is synonymous with smart development.

So what has our region been up to lately?

The PHX East Valley has been growing exponentially. During the past year, dozens of companies have relocated or expanded in the region, bringing thousands of jobs with them.

Among them:

- Able Aerospace. Mesa
- Adhere Health. Gilbert
- Amazon, Chandler, Mesa, Tempe
- ARCH Global Precision. Chandler
- ArmorWorks, Chandler
- AT&T. Mesa
- Banner Ocotillo Medical Center, Chandler and Queen Creek
- BD Peripheral Intervention, Tempe
- Bright Health Plan, Tempe
- CarMax. Tempe
- CAVU Aerospace, Mesa
- Clarivate Analytics, Chandler
- Commercial Metals Company, Mesa
- Compound Photonics. Chandler
- Comtech, Chandler
- CVS Health, Chandler
- Dexcom. Mesa
- Isola. Chandler
- Dignity Health, Chandler
- Dignity Health/Kindred Healthcare. Gilbert
- Dignity Health/Phoenix Children's Hospital, Gilbert
- Door Dash, Tempe
- Douglas Allred Company, Chandler
- Fountain Hills Medical Center. Fountain Hills
- Gila River Hotels and Casinos. Gila River
- (HEROS) Helicopter Engine Repair and Overhaul Service, Chandler
- HonorHealth Primary and Urgent Care, Fountain Hills
- Insight, Chandler
- JP Morgan Chase. Tempe
- LASER COMPONENTS Detector Group, Chandler
- Local Motors, Chandler
- Marwest Enterprises, Mesa
- MOOG Space and Defense, Gilbert
- Northrop Grumman. Chandler. Gilbert
- Norton Lifelock, Tempe
- Offerpad. Chandler
- Open Door. Tempe
- Park University. Gilbert
- Rinchem, Chandler
- Silicon Valley Bank. Tempe
- Times Microwave Systems, Mesa
- Toyota Financial Services. Chandler
- Urbix Resources, Mesa
- VB Cosmetics, Inc., Chandler
- WageWorks, Mesa
- Zovio, Chandler



# Grow with the East Valley

The economic growth and superior quality of life found in the PHX East Valley didn't just happen overnight. From thriving cultural opportunities to amazing recreation areas with an ideal climate, the PHX East Valley has developed into the place where individuals want to work, live and play.

The PHX East Valley is a region with substantial growth and endless opportunity. More than 1.4 million people reside here, and the region is expected to grow to nearly 1.9 million residents by 2050. Our population is young — the median age of our residents is 38 — and collectively, the region has access to more than 1 million workers. The region is also a magnet for jobs, and economists predict that the region will add an estimated 400,000 new positions in the next 30 years.

