

# PECOS 17 INDUSTRIAL BUILDINGS WITH YARDS AVAILABLE FOR SALE

DEVELOPED BY:



7320 E PECOS RD | MESA, ARIZONA 85212



# Property Summary

**Pecos 17** is strategically designed and built to be the highest quality, small-medium bay industrial park, allowing for total flexibility to the user's needs.

The property is strategically located within the **Pecos Advanced Manufacturing Zone**, a designated **Opportunity Zone** offering significant potential tax advantages. This quickly growing submarket is adjacent to Phoenix-Mesa Gateway Airport and SkyBridge, and is just minutes from Arizona State University-Polytechnic Campus and the Loop 202 Freeway.

These industrial buildings are available for sale and feature secured private yards, common truckwell, multiple grade level doors, heavy power, and 100% A/C cooled warehouses.



**±6,280-15,796 SF**  
Unit Sizes



**Secured**  
Private Yards



**12' x 14'**  
Grade Level Doors



**277/480V**  
Power



**Light Industrial**  
City of Mesa Zoning



**100% A/C**  
Cooled Warehouse

THE **LEROY BREINHOLT**  
TEAM

**DAVID BEAN**  
D 480.214.1105  
M 480.299.5964  
DBEAN@CPIAZ.COM

**CORY SPOSI**  
D 480.621.4025  
M 480.586.1195  
CSPOSI@CPIAZ.COM



**COMMERCIAL PROPERTIES INC.**

Locally Owned. Globally Connected. CORFAC INTERNATIONAL

TEMPE: 2323 W University Drive, Tempe, AZ 85281 | 480.966.2301  
SCOTTSDALE: 8767 E Via de Commercio, Suite 101, Scottsdale, AZ 85258 | www.cpiaz.com

DEVELOPED BY:

**CAVAN**  
COMMERCIAL

The information contained herein has been obtained from various sources. We have no reason to doubt its accuracy; however, J & J Commercial Properties, Inc. has not verified such information and makes no guarantee, warranty or representation about such information. The prospective buyer or lessee should independently verify all dimensions, specifications, floor plans, and all information prior to the lease or purchase of the property. All offerings are subject to prior sale, lease, or withdrawal from the market without prior notice.

03 25 26

# Available For Sale

Bldg	Unit	Unit SF	Yard SF	Office SF	Sale Price
1	101	12,706	20,191	2,430	\$5,007,020.00
2	103	6,280	8,840	1,215	\$2,480,600.00
	104	6,396	8,841	1,215	\$2,526,420.00
3	105	7,840	10,864	1,215	\$3,214,400.00
	106	7,956	9,843	1,215	\$3,142,620.00
4	107	7,956	9,783	1,215	\$3,142,620.00
	108	7,840	9,492	1,215	\$3,096,800.00
5	109	6,396	8,840	1,215	\$2,526,420.00
	110	6,280	8,749	1,215	\$2,480,600.00
6	111	7,956	12,017	1,215	\$3,142,620.00
	112	7,840	9,753	1,215	\$3,096,800.00
7	113	7,956	10,653	1,215	\$3,142,620.00
	114	7,840	11,337	1,215	\$3,096,800.00
8	115	7,840	5,596	1,215	\$3,018,400.00
	116	7,956	11,332	1,215	\$3,142,620.00
9	117	7,840	10,874	1,215	\$3,096,800.00
	118	7,956	12,180	1,215	\$3,142,620.00
10	119	7,956	8,844	1,215	\$3,261,960.00
	120	7,840	9,843	1,215	\$3,096,800.00
11	121	12,674	10,276	2,430	\$5,386,450.00

The **Pecos 17** site plan highlights a modern, multi-building industrial park designed for maximum function and security. With prominent frontage on E Pecos Road, the property offers excellent visibility and convenient access.

The layout features 11 efficient industrial buildings with 20 total units, each designed to include integrated office space and one of the project's key features: private, secured yards. The site provides ample parking and is engineered with wide drive aisles and generous truck courts to ensure easy circulation and loading for vehicles of all sizes.






VICINITY MAP  
NORTH



SITE PLAN  
NORTH



Available



Sale Pending



Sold

# Southeast Valley Economic Drivers

---



## SkyBridge Arizona

SkyBridge Arizona is the nation's first air cargo hub to house both Mexican and U.S. customs inspections, streamlining international trade. As of 2026, major infrastructure milestones have been completed, including over 500,000 square feet of aeronautical-ready facilities and hangars. This 435-acre development offers tenants a distinct competitive advantage: the ability to bypass international customs bottlenecks and expedite shipments directly to and from Mexico.



## Apple Data Center

Apple continues to deepen its investment in the Southeast Valley. Beyond its established Global Command Center in Mesa, which manages the company's global data networks, Apple announced in 2025 that it is further expanding its data center capacity in Arizona. This growth is part of Apple's broader \$600 billion commitment to U.S. manufacturing and infrastructure, anchoring the Elliot Road Technology Corridor as a premier tech destination.



## Google Data Center

Google has established a major foothold in the region with its new data center campus on the northwest corner of Elliot and Sossaman roads. With Phase 1 construction completed in mid-2025, the facility is now part of the operational fabric of the Elliot Road Technology Corridor. This site joins Google's global network in powering services like Search, Gmail, and Cloud, representing a capital investment of over \$600 million into the local economy.



## LG Battery Plant

LG Energy Solution's massive manufacturing complex in Queen Creek is a cornerstone of the region's advanced manufacturing sector. Construction is well advanced on the cylindrical battery facility, with mass production for electric vehicles targeted to launch in Spring 2026. Once fully online, this facility will be the largest stand-alone battery complex in North America, supplying next-generation power cells to major EV automakers.



## Virgin Galactic Spaceship Manufacturing Facility

Virgin Galactic has completed its new final assembly manufacturing facility adjacent to Phoenix-Mesa Gateway Airport. As of 2026, this advanced aerospace plant is actively assembling the next-generation "Delta Class" spaceships. The facility serves as the primary production hub for the company's fleet, capable of producing up to six spaceships per year and employing hundreds of highly skilled aerospace engineers and technicians.



## Meta Platforms Data Center

Meta Platforms has officially brought its 2.5 million-square-foot Mesa Data Center online, with the facility beginning active operations in early 2025. This \$1 billion campus is now a live node in Meta's global infrastructure, supporting billions of users worldwide. The project has delivered on its promise of high-tech employment, supporting over 200 operational jobs and contributing millions in local infrastructure improvements.



# ELLIOT ROAD TECH CORRIDOR

**Legend**

- Corporate Tenants
- Amenities
- Residence
- Arizona State University

edgeconnex®  
amazon

Google

Dynaletric  
An EMCOR Company

niagara

Apple

LOWE'S

dexcom Linc  
FUJIFILM exo

LOOP 202

Meta

American Furniture Warehouse

LENNOX CAVU AEROSPACE

HYUNDAI  
NELLIS AUCTION  
Sysco

EASTMARK  
The heart & hub of the East Valley.

RADIANCE  
AT SUPERSTITION VISTAS

Gilbert Gateway  
Towne Center

GALACTIC

PhxMesa Gateway Airport

ARIZONA 24  
Gulfstream

Cadence  
AT GATEWAY

ASU Polytechnic Campus  
Arizona State University

Able

SKYBRIDGE ARIZONA

KIRBY

ARIZONA ATHLETIC GROUNDS

HORNE AUTO GROUP

BRIDGESTONE

MITSUBISHI CHEMICAL

FUJIFILM

SITE

MATHESON

APPLIED Industrial Technologies

PECOS RD

PECOS ADVANCED MANUFACTURING ZONE

OLD DOMINION FREIGHT LINE

HYUNDAI

crm North America

CMC

LOWE'S

PU ULTRATEC APPLIED CO.

ZE

POWER RD

GERMANN RD

JX

LG

IRONWOOD RD

MERIDIAN RD

SIGNAL BUTTE

SELLSWORTH

RAY RD

SOSSAMAN RD

ELLIOT RD

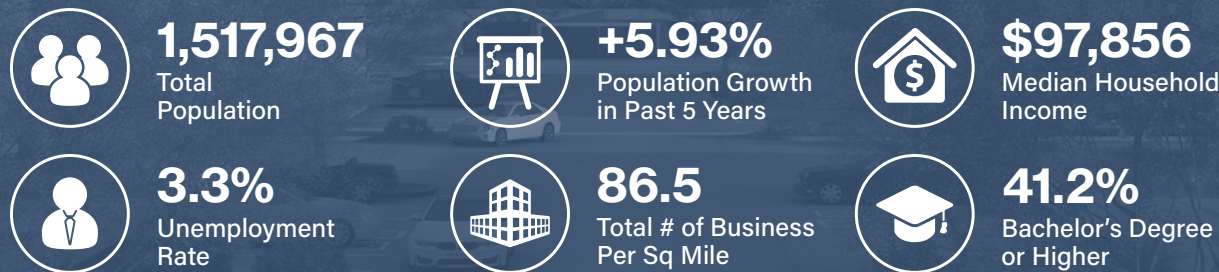
# Regional Overview

*Arizona is a growing innovation hub, geographically situated between our existing operations in Southern California and New Mexico. This will allow us to accelerate progress from conceptual design to production to final assembly at scale as we capitalize on the many advantages Mesa and the Greater Phoenix area offer*

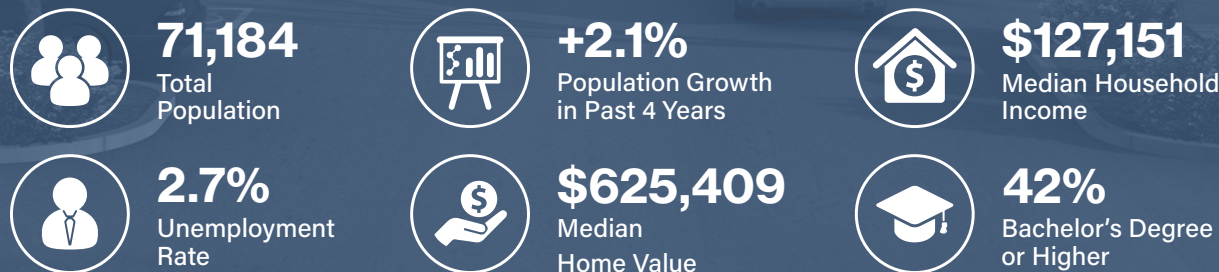
-Michael Colgazier, CEO of Virgin Galactic on New Manufacturing Facility in Mesa, Arizona

Located in the fastest-growing county in the nation, the Southeast Valley is a major business and employment center, with well-known global brands, plus homegrown firms and some of the most creative startup ventures imaginable.

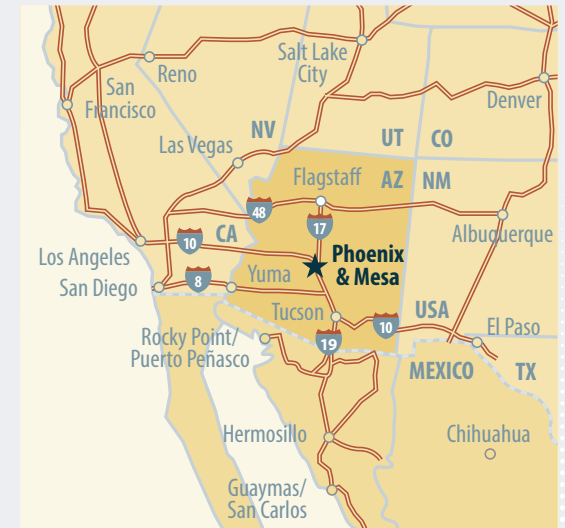
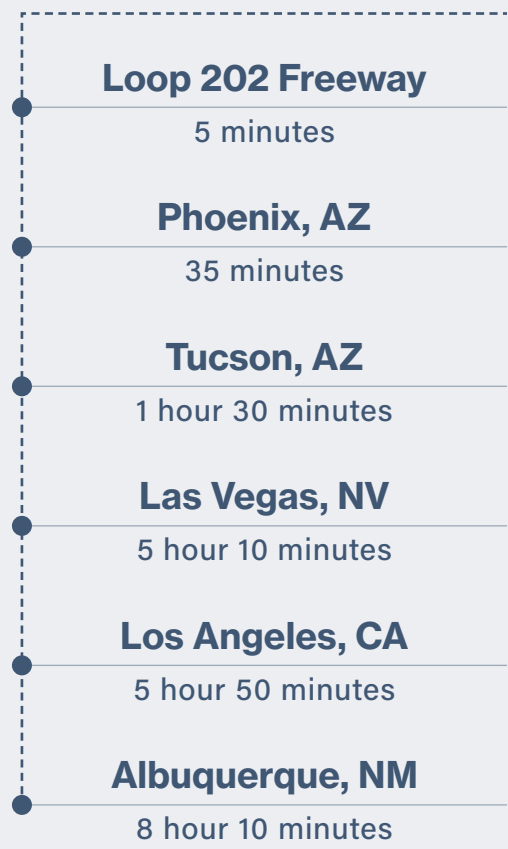
## Southeast Valley Demographics

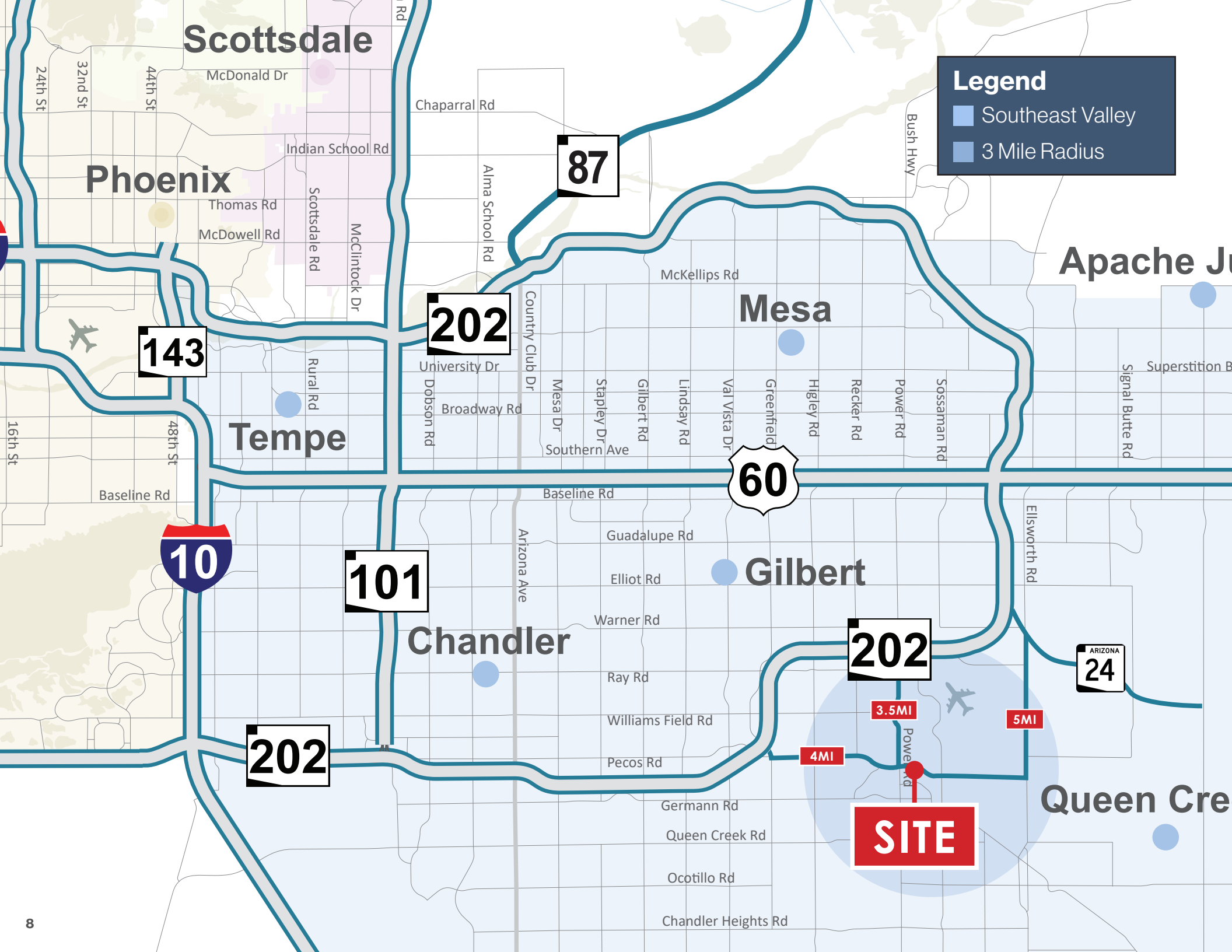


## 3 Mile Radius Demographics



## Drive Times from Site





**Legend**

- Southeast Valley
- 3 Mile Radius

**Scottsdale**

**Phoenix**

**Tempe**

**Chandler**

**Mesa**

**Gilbert**

**Apache J**

**Queen Cre**

**143**

**10**

**101**

**202**

**202**

**87**

**60**

**202**

ARIZONA  
**24**

**SITE**

3.5MI

5MI

4MI

24th St

32nd St

44th St

McDonald Dr

Chaparral Rd

Indian School Rd

Thomas Rd

McDowell Rd

Scottsdale Rd

McClintock Dr

Alma School Rd

McKellips Rd

Bush Hwy



16th St

Rural Rd

48th St

University Dr

Broadway Rd

Dobson Rd

Southern Ave

Country Club Dr

Mesa Dr

Stapley Dr

Gilbert Rd

Lindsay Rd

Val Vista Dr

Greenfield

Higley Rd

Recker Rd

Power Rd

Sossaman Rd

Signal Butte Rd

Superstition B

Baseline Rd

Baseline Rd

**60**

Ellsworth Rd

Guadalupe Rd

Elliot Rd

Warner Rd

Ray Rd

Williams Field Rd

Pecos Rd

Germann Rd

Queen Creek Rd

Ocotillo Rd

Chandler Heights Rd

# PECOS 17

## MESA, ARIZONA 85212

THE **LEROY  
BREINHOLT**  
TEAM

**DAVID BEAN**  
D 480.214.1105  
M 480.299.5964  
DBEAN@CPIAZ.COM

**CORY SPOSI**  
D 480.621.4025  
M 480.586.1195  
CSPOSI@CPIAZ.COM



**COMMERCIAL PROPERTIES INC.**

Locally Owned. Globally Connected. CORFAC INTERNATIONAL

TEMPE: 2323 W University Drive, Tempe, AZ 85281 | 480.966.2301  
SCOTTSDALE: 8767 E Via de Commercio, Suite 101, Scottsdale, AZ 85258 | www.cpiaz.com

DEVELOPED BY:



The information contained herein has been obtained from various sources. We have no reason to doubt its accuracy; however, J & J Commercial Properties, Inc. has not verified such information and makes no guarantee, warranty or representation about such information. The prospective buyer or lessee should independently verify all dimensions, specifications, floor plans, and all information prior to the lease or purchase of the property. All offerings are subject to prior sale, lease, or withdrawal from the market without prior notice.

03 25 26