

# 2996 Executive Drive

Retail  
Property  
For Lease

2996 Executive Drive, Venice, FL 34292



VIDEO

## Property Description

Brand new retail center offer spaces for lease from 1,046 to 10,000. End cap is designed with a drive-thru lane. 13' wide patio runs the length of the building which provides great space for outside dining.

## Property Highlights

- Great Number of Businesses Surrounding Location
- High Traffic and Visibility
- Opportunity to Work Within Exciting Architectural Design

## OFFERING SUMMARY

Lease Rate:	\$24.00 - 26.00 SF/yr (NNN)
Number of Units:	4
Available SF:	1,600 - 7,000 SF
Building Size:	12,941 SF

DEMOGRAPHICS	1 MILE	3 MILES	5 MILES
Total Households	1,464	19,826	44,900
Total Population	3,025	38,890	89,739
Average HH Income	\$115,556	\$108,562	\$108,963



**Loyd Robbins**

Principal Broker  
(941)-356-9659  
loyd@rerobbins.com



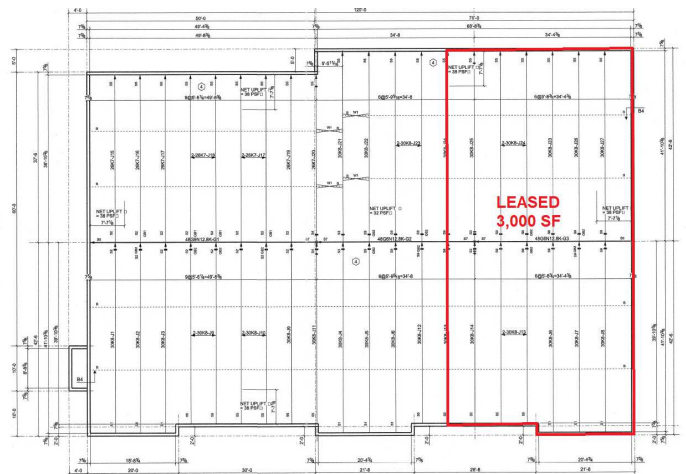


3580 S. Tuttle Ave  
Sarasota FL 34239

[www.rerobbins.com](http://www.rerobbins.com)

# Imagine Your Business Here!

Retail  
Property  
For Lease

2996 Executive Drive, Venice, FL 34292



**Loyd Robbins**  
Principal Broker  
(941)-356-9659  
loyd@rerobbins.com

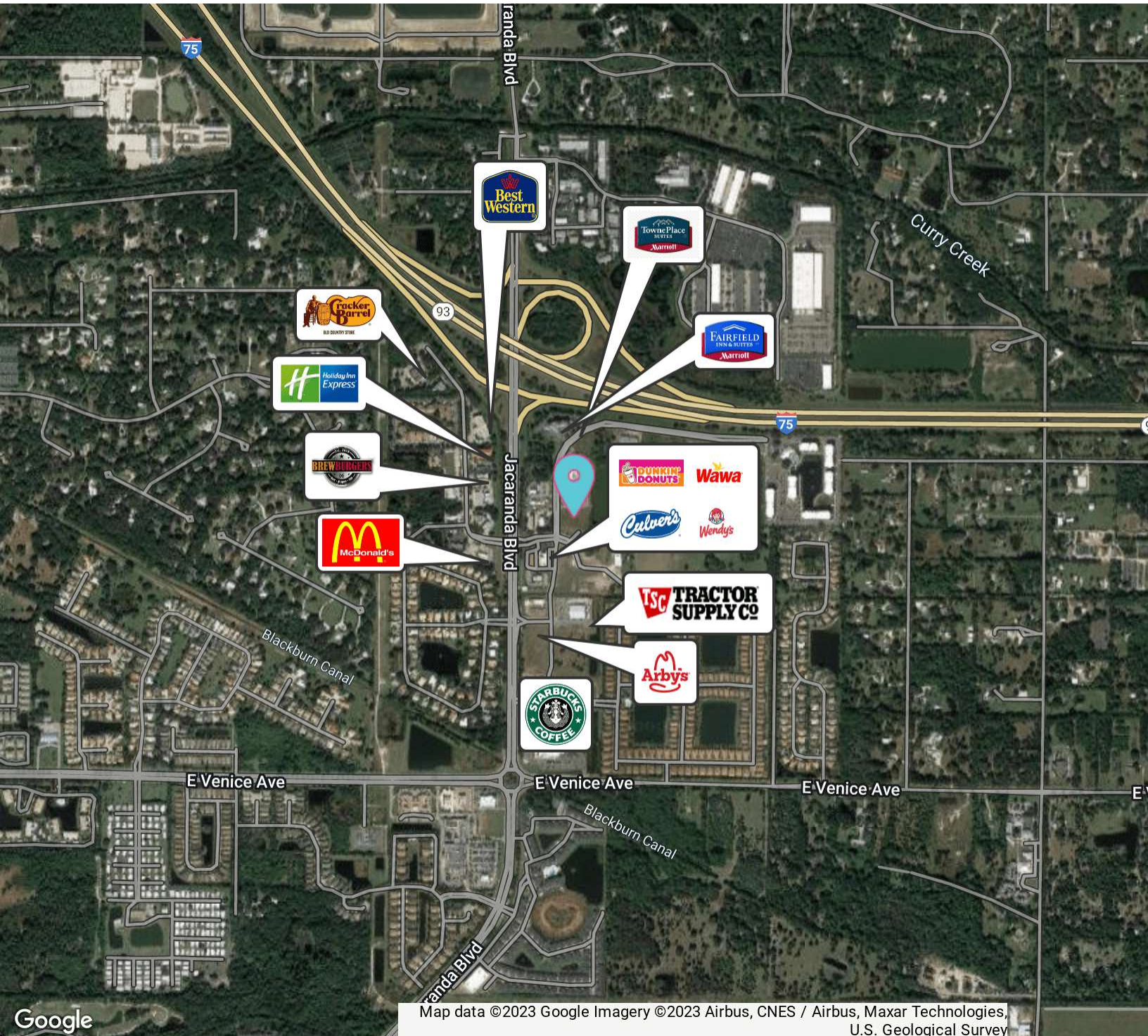


3580 S. Tuttle Ave  
Sarasota FL 34239  
www.rerobbins.com

# Frontage on Executive Drive

Retail  
Property  
For Lease

2996 Executive Drive, Venice, FL 34292



Map data ©2023 Google Imagery ©2023 Airbus, CNES / Airbus, Maxar Technologies, U.S. Geological Survey



**Loyd Robbins**  
Principal Broker  
(941)-356-9659  
loyd@rerobbins.com

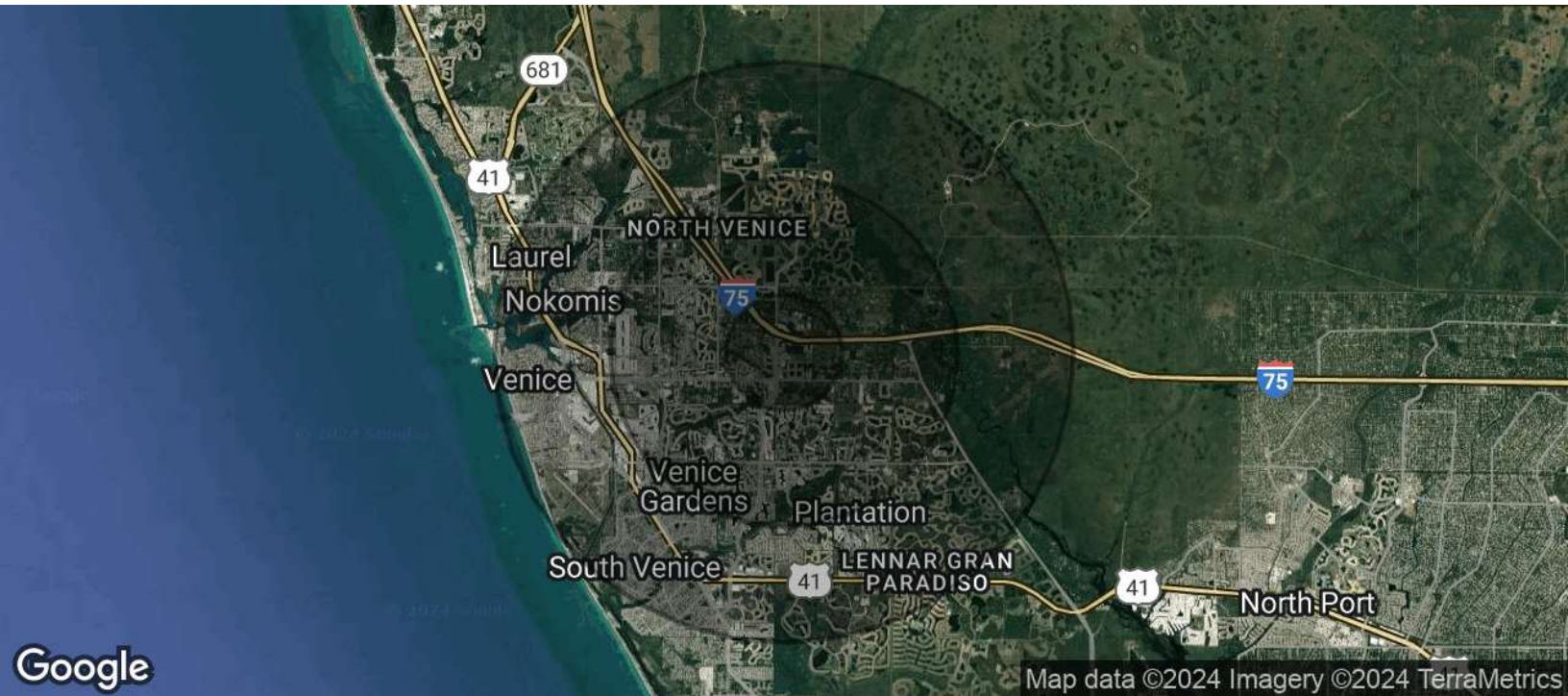


3580 S. Tuttle Ave  
Sarasota FL 34239  
www.rerobbins.com

# High Traffic Area

Retail  
Property  
For Lease

2996 Executive Drive, Venice, FL 34292



Google

POPULATION	1 MILE	3 MILES	5 MILES
Total Population	3,025	38,890	89,739
Average Age	60	64	61
Average Age (Male)	59	63	61
Average Age (Female)	61	64	62

HOUSEHOLDS & INCOME	1 MILE	3 MILES	5 MILES
Total Households	1,464	19,826	44,900
# of Persons per HH	2.1	2	2
Average HH Income	\$115,556	\$108,562	\$108,963
Average House Value	\$503,829	\$452,466	\$458,417

Demographics data derived from AlphaMap



**Loyd Robbins**

Principal Broker  
(941)-356-9659  
loyd@rerobbins.com



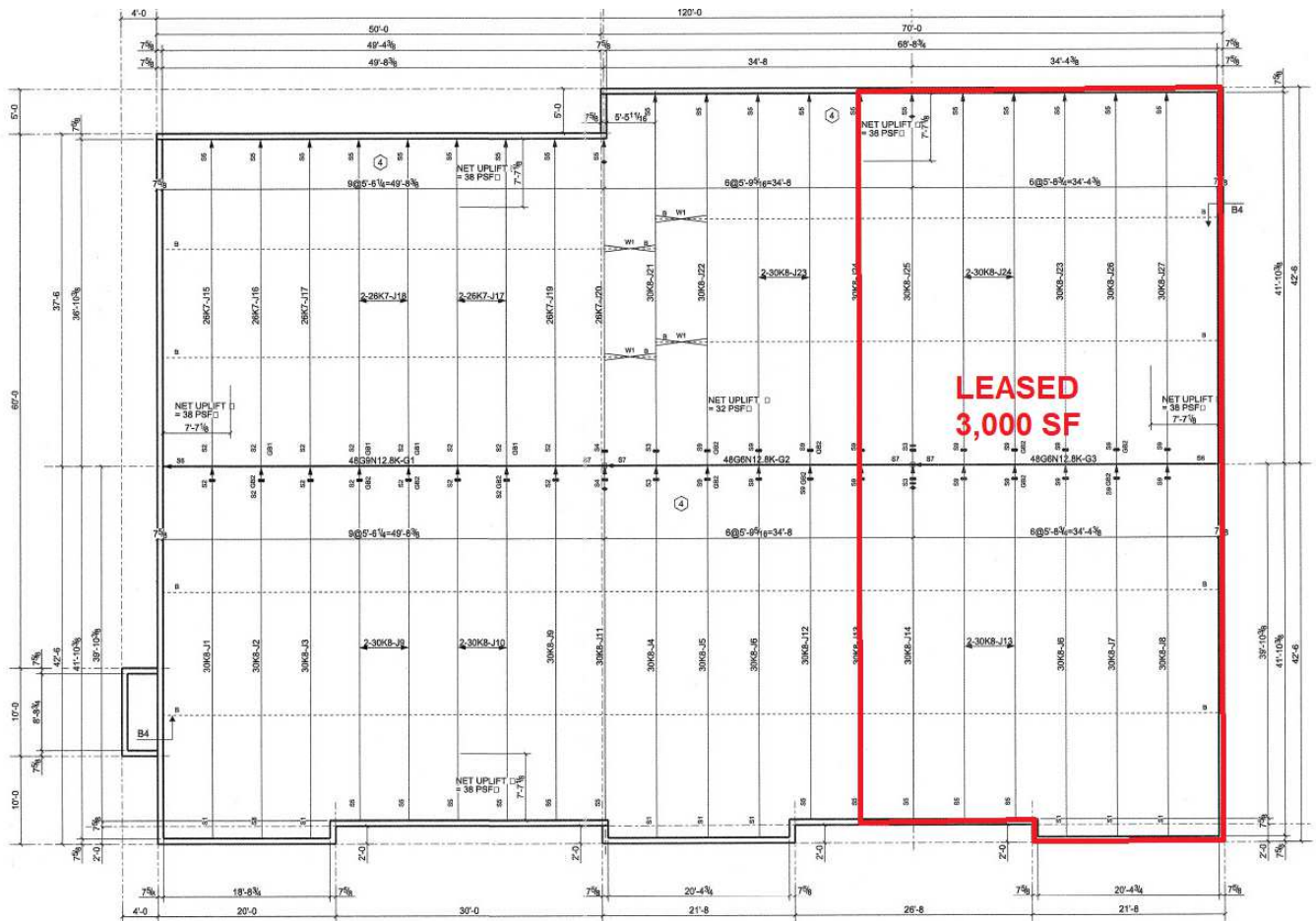
3580 S. Tuttle Ave  
Sarasota FL 34239

[www.rerobbins.com](http://www.rerobbins.com)

# Site Plan

2996 Executive Drive, Venice, FL 34292

Retail  
Property  
For Lease



**Loyd Robbins**  
Principal Broker  
(941)-356-9659  
loyd@rerobbins.com



3580 S. Tuttle Ave  
Sarasota FL 34239  
www.rerobbins.com