



2621

S. MAIN STREET • SANTA ANA, CA

AVAILABLE FOR SALE - ±10,000 SQ. FT. TWO FREE-STANDING COMMERCIAL BUILDINGS WITH YARD

PROPERTY FEATURES

- » Freestanding Commercial/Industrial Buildings Totaling ±10,000 SF
- » 12-14' Clear Height
- » Two (2) Ground Level Doors
- » Three (3) 200 Amp Panels (verify)
- » Fenced Yard on Separate Parcel
- » Bow Truss Roof Construction Back Building
- » **Zoning Allows for Automotive Uses (verify with city)**
- » **2623 Cypress Street - ±6,537 SF Adjacent Land Parcel Included**
- » Excellent Airport Area Location with Convenient Access to the 55, 405 & 73 Freeways
- » **Asking Price: \$3,400,000.00**

CONTACT

MATT CHRISTENSEN
949.724.4705
mchristensen@lee-associates.com
DRE # 01848147

JORDAN KEMPER
949-773-5668
jkemper@lee-associates.com
DRE # 02228841



LEE & ASSOCIATES
COMMERCIAL REAL ESTATE SERVICES
NEWPORT BEACH

DISCLAIMER: The information contained herein has been obtained from the property owner or other third party and is provided to you without verification as to accuracy. We (Lee & Associates, its brokers, employees, agents, principals, officers, directors and affiliates) make no warranty or representation regarding the information, property, or transaction. You and your attorneys, advisors and consultants should conduct your own investigation of the property and transaction.

2621



S. MAIN STREET • SANTA ANA, CA




Back Warehouse




Back Warehouse



Front Showroom/Office



Building Access



Building Access



Yard

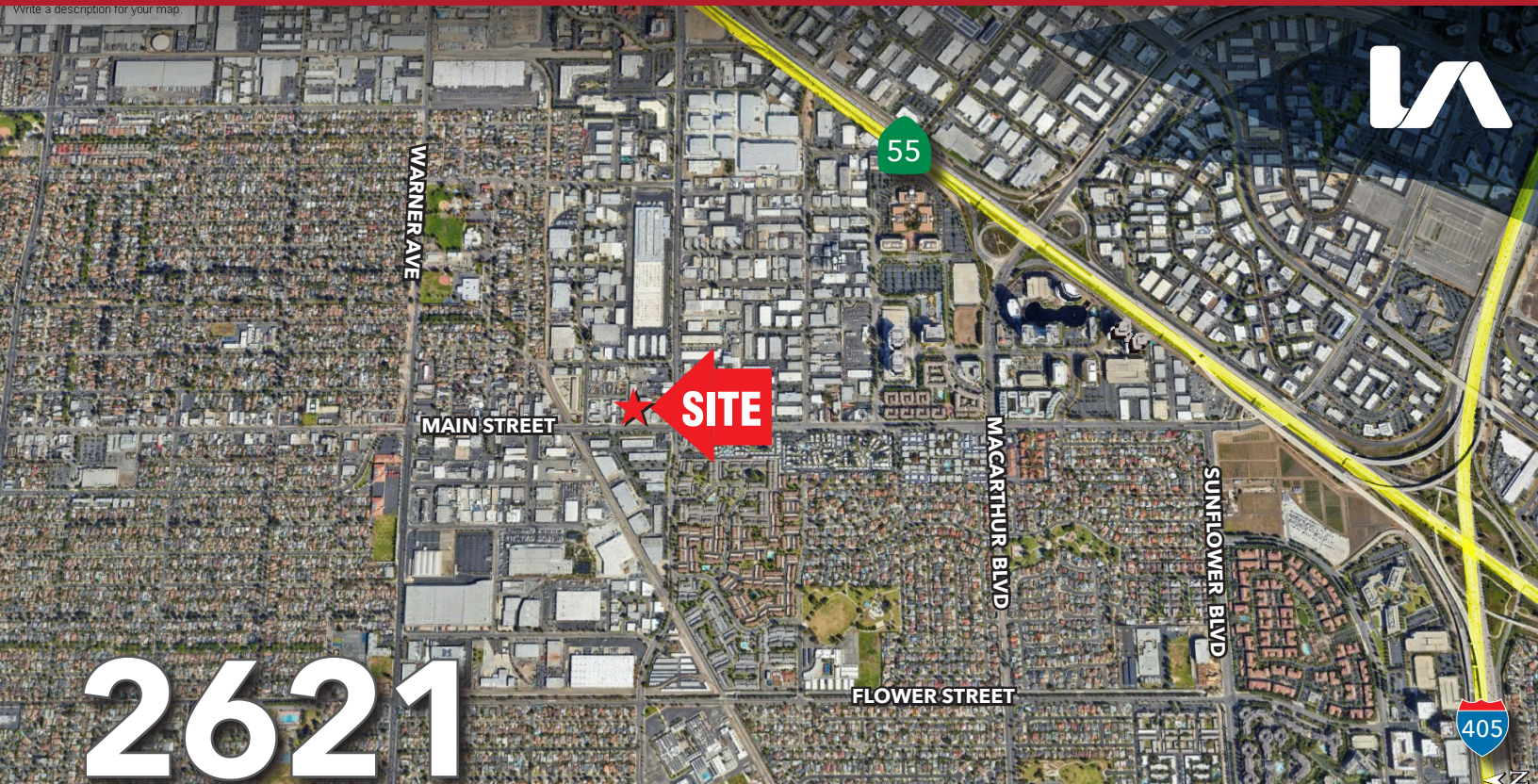
CONTACT

MATT CHRISTENSEN
949.724.4705
mchristensen@lee-associates.com
DRE # 01848147

JORDAN KEMPER
949-773-5668
jkemper@lee-associates.com
DRE # 02228841

LEE & ASSOCIATES
COMMERCIAL REAL ESTATE SERVICES
NEWPORT BEACH

DISCLAIMER: The information contained herein has been obtained from the property owner or other third party and is provided to you without verification as to accuracy. We (Lee & Associates, its brokers, employees, agents, principals, officers, directors and affiliates) make no warranty or representation regarding the information, property, or transaction. You and your attorneys, advisors and consultants should conduct your own investigation of the property and transaction.



2621

S MAIN STREET • SANTA ANA, CA



2623 CYPRESS
±6,537 SF PARCEL

2621 S MAIN STREET

CONTACT

MATT CHRISTENSEN
949.724.4705
mchristensen@lee-associates.com
DRE # 01848147

JORDAN KEMPER
949-773-5668
jkemper@lee-associates.com
DRE # 02228841

LEE & ASSOCIATES
COMMERCIAL REAL ESTATE SERVICES
NEWPORT BEACH

DISCLAIMER: The information contained herein has been obtained from the property owner or other third party and is provided to you without verification as to accuracy. We (Lee & Associates, its brokers, employees, agents, principals, officers, directors and affiliates) make no warranty or representation regarding the information, property, or transaction. You and your attorneys, advisors and consultants should conduct your own investigation of the property and transaction.