

ROSE PARK RETAIL

1632 West 700 North • Salt Lake City, UT 84116



HIGHLIGHTS

- SIZE: 955 TO 2,952 SF
- LEASE RATES
DRIVE-THRU: \$35 PSF
IN-LINE: \$25 PSF
- NNNS: \$5 PSF (EST.)
- NEW DEVELOPMENT
- ACCESS/VISIBILITY FROM 700 NORTH
- EASY I-215 ACCESS

HUNTER TODD

801.808.8146 | htodd@legendcommercial.com

CONNOR DEBRY

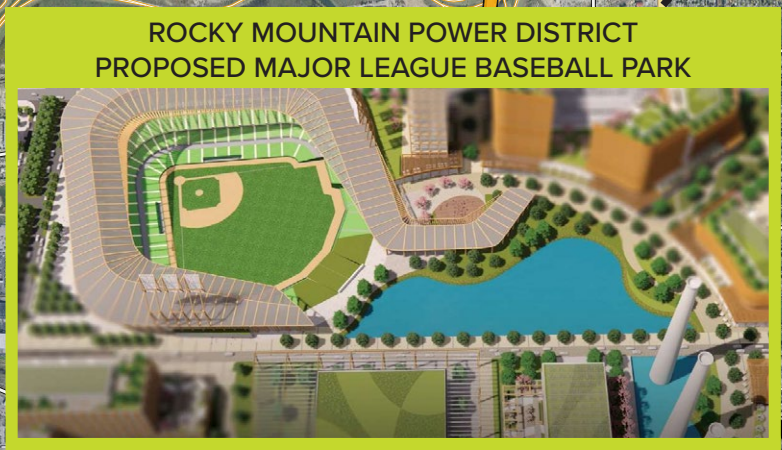
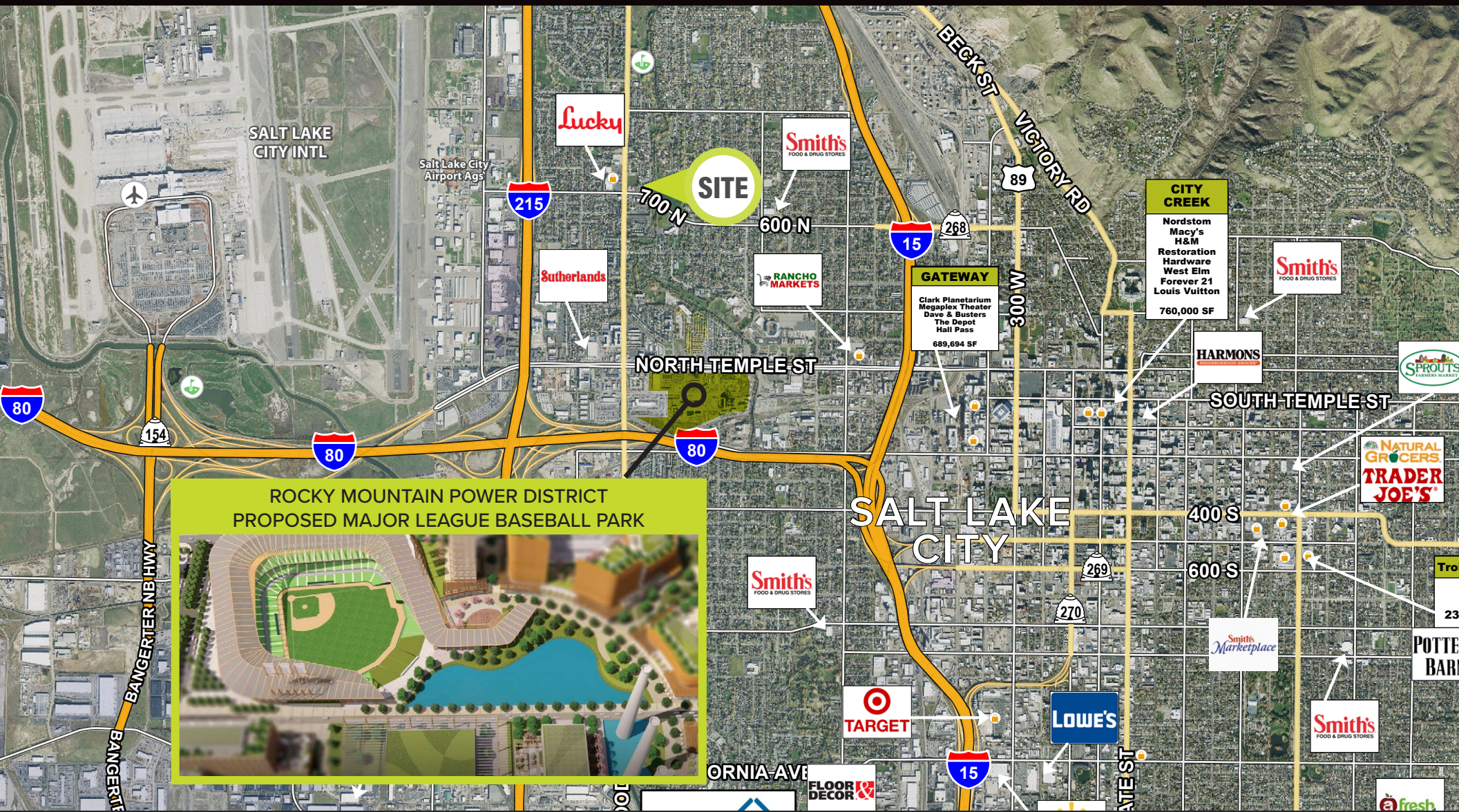
801.557.9119 | cdebry@legendcommercial.com

PARTNER **XTEAM**
RETAIL ADVISORS

LEGEND
PARTNERS ■■■■

801.930.6750 | www.legendllp.com
2180 S 1300 E, Suite 240 | Salt Lake City, UT 84106

ROSE PARK RETAIL



HUNTER TODD

801.808.8146 | htodd@legendcommercial.com

CONNOR DEBRY

801.557.9119 | cdebry@legendcommercial.com



LEGEND
PARTNERS

801.930.6750 | www.legendllp.com
2180 S 1300 E, Suite 240 | Salt Lake City, UT 84106



ROSE PARK RETAIL



DEMOGRAPHICS

	1 MILE	3 MILE	5 MILE
2024 EST. POPULATION	21,054	85,574	190,595
2029 PROJECTED POPULATION	23,728	102,750	221,195
2024 EST. DAYTIME POPULATION	5,899	55,160	168,037
2024 EST. AVG HH INCOME	\$91,600	\$99,653	\$105,755
2024 EST. HOUSEHOLDS	7,460	35,015	84,240
2024 EST. BUSINESSES	319	3,557	10,900

15,008 ADT

20,440 ADT

17,427 ADT

14,993 ADT

9 ADT

HUNTER TODD

801.808.8146 | htodd@legendcommercial.com

CONNOR DEBRY

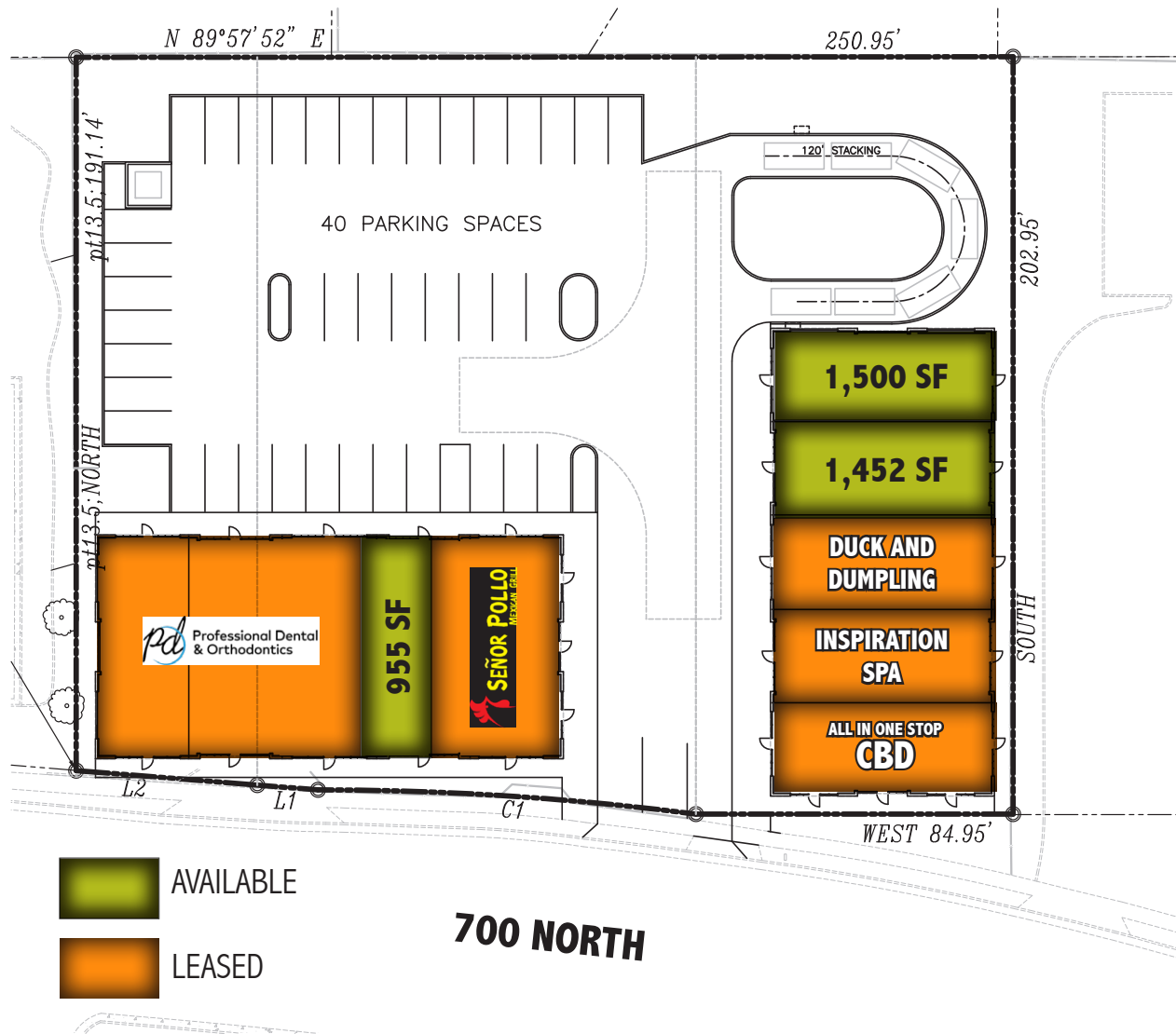
801.557.9119 | cdebry@legendcommercial.com



801.930.6750 | www.legendllp.com
2180 S 1300 E, Suite 240 | Salt Lake City, UT 84106

© Legend Partners, LLP. All rights reserved. All information contained herein is from sources deemed reliable; however, no representation or warranty is made to the accuracy thereof.

ROSE PARK RETAIL



AVAILABLE

LEASED

HUNTER TODD

801.808.8146 | htodd@legendcommercial.com

CONNOR DEBRY

801.557.9119 | cdebry@legendcommercial.com

PARTNER XTEAM
RETAIL ADVISORS

LEGEND
PARTNERS ■■■■

801.930.6750 | www.legendllp.com
2180 S 1300 E, Suite 240 | Salt Lake City, UT 84106