



The Bellwether
District

AN HRP PROJECT

14+MSF

Master Planned Development

Industrial Campus



3144 W. Passyunk Ave.
Philadelphia, PA 19145

thebellwetherdistrict.com

Owner/Developer

 **Hilco**
Redevelopment Partners

Listing Agent

 **JLL**[®]



Master Planned Industrial Park 10+ MSF

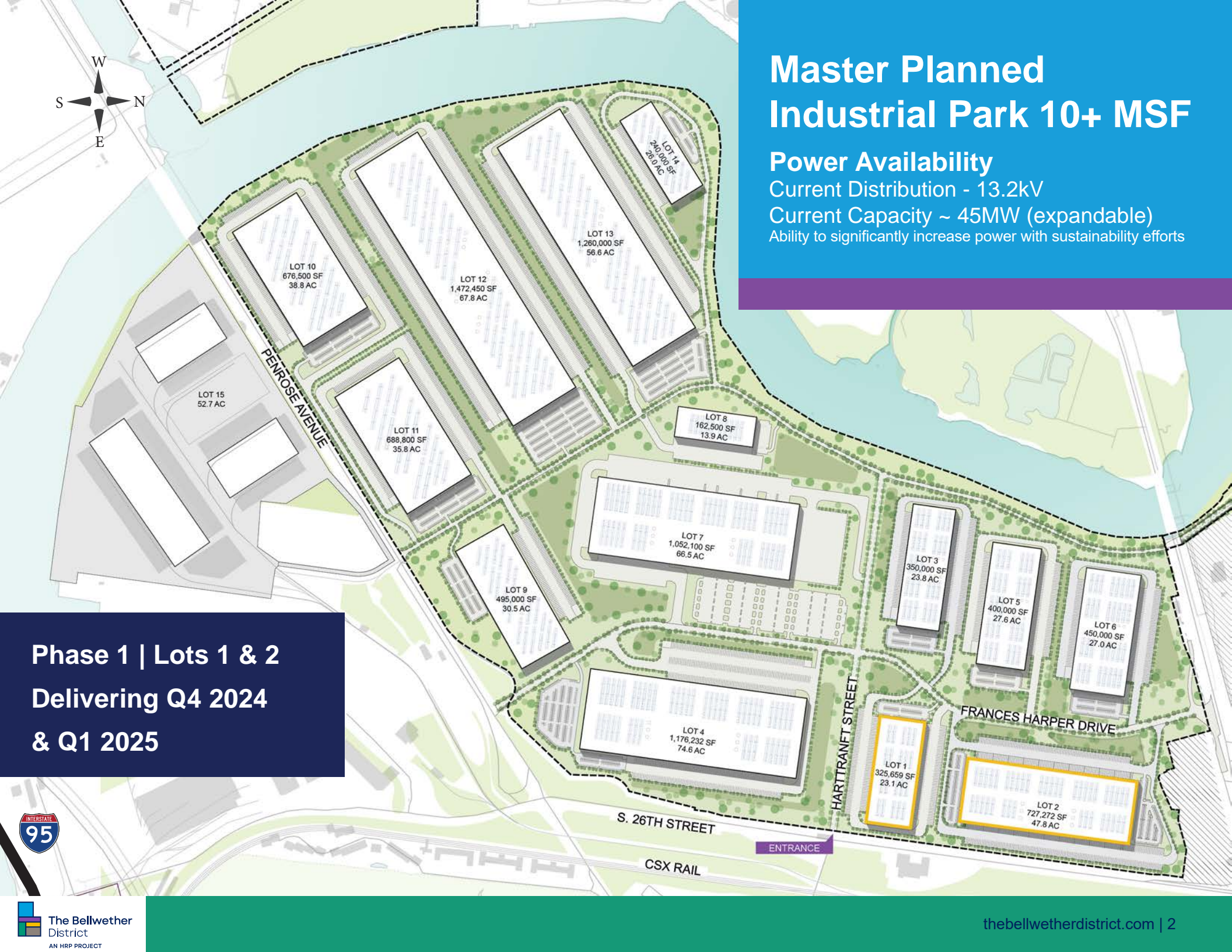
Power Availability

Current Distribution - 13.2kV

Current Capacity ~ 45MW (expandable)

Ability to significantly increase power with sustainability efforts

Phase 1 | Lots 1 & 2
Delivering Q4 2024
& Q1 2025



Phase 1 Aerial Overview



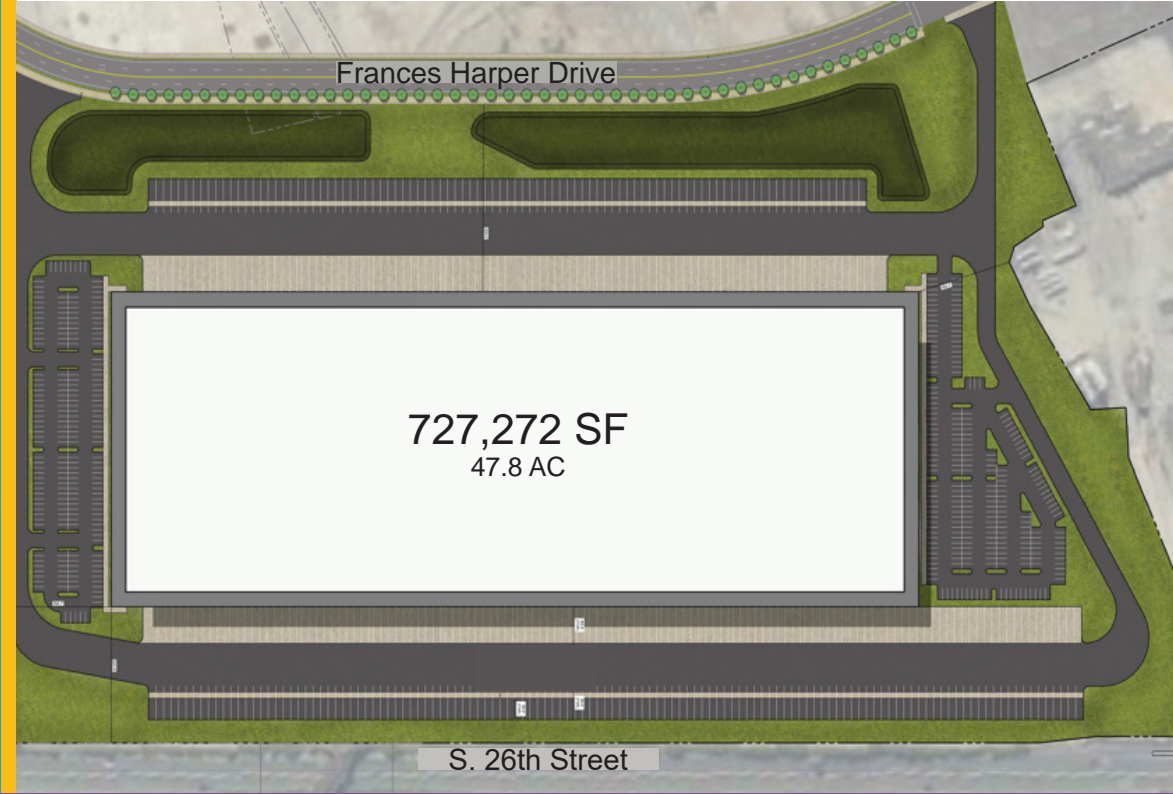
Lot 1 (Delivering Q4 2024) Building Specifications

Land Area:	23.1 AC
Building Size:	325,659 SF (882' x 370')
Office Size:	To Suit
Column Spacing:	56' W x 50' D with 60' D Speed Bays
Clear Height:	40'
Dock Doors:	(93) 9' x 10' dock doors
Drive-In Doors:	(3) 14' x 16' electrically operated drive-in doors
Trailer Parking:	130 dedicated trailer stalls
Car Parking:	171 car parking spaces
Fire Protection:	ESFR
LEED Certification:	Shell building to be LEED Certified
Power:	4,000-amps, 480/270 volt, 3-phase service (Expandable)

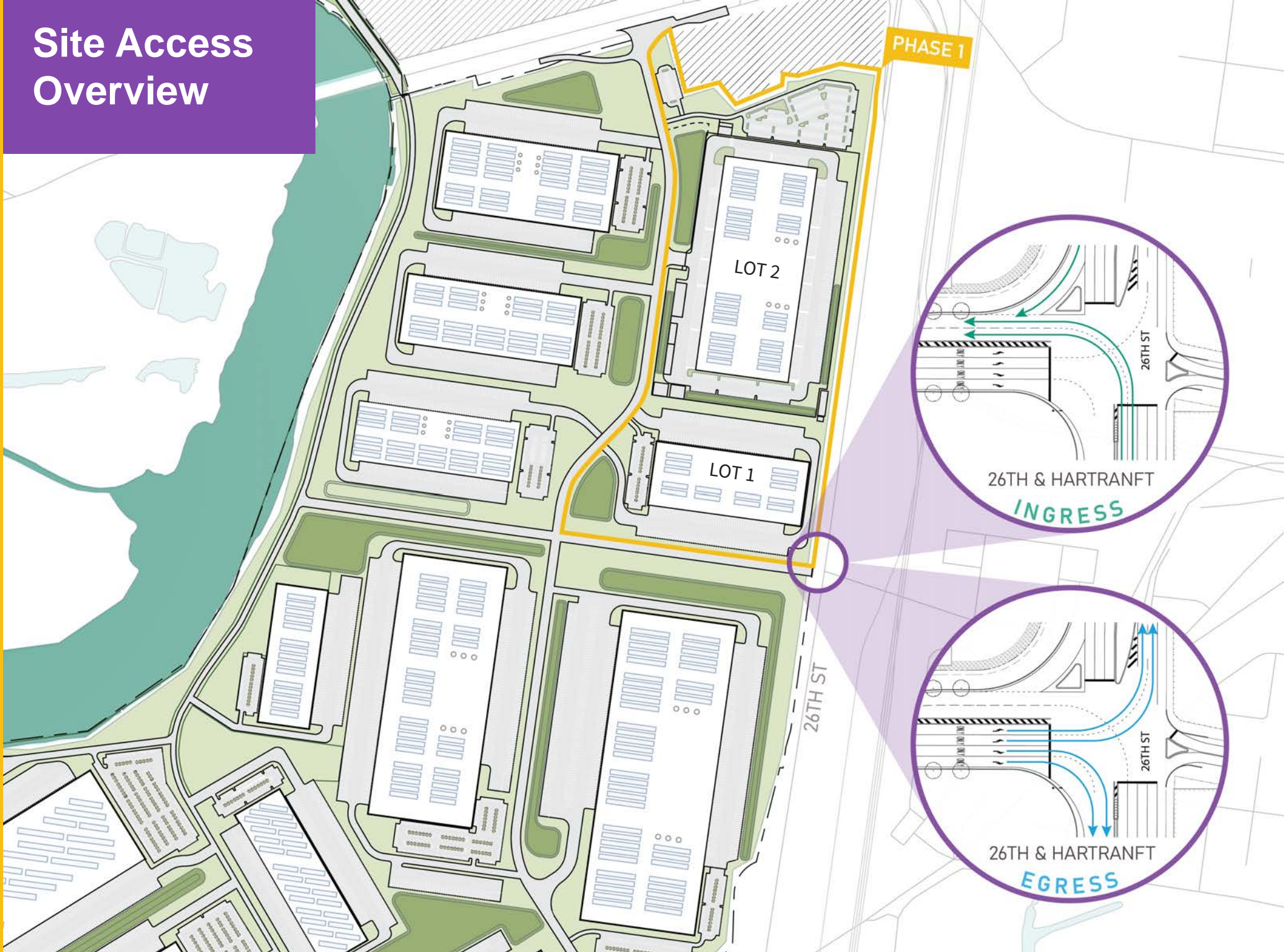


Lot 2 (Delivering Q1 2025) Building Specifications

Land Area:	47.8 AC
Building Size:	727,272 SF (1,404' W x 518' D)
Office Size:	To Suit
Column Spacing:	54'W x 54'D with 70'D Speed Bays
Clear Height:	40'
Dock Doors:	(180) 9' x 10' dock doors
Drive-In Doors:	(4) 14' x 16' electrically operated drive-in doors
Trailer Parking:	246 dedicated trailer stalls
Car Parking:	497 car parking spaces
Fire Protection :	ESFR
LEED Certification:	Shell building to be LEED Certified
Power:	(2) 4,000-amps, 480/270 volt, 3-phase services (Expandable)



Site Access Overview



Local-to-Global Access

<3 Miles

- I-95
- Philadelphia International Airport
- Center City
- Schuylkill Expressway (I-76)

<5 Miles

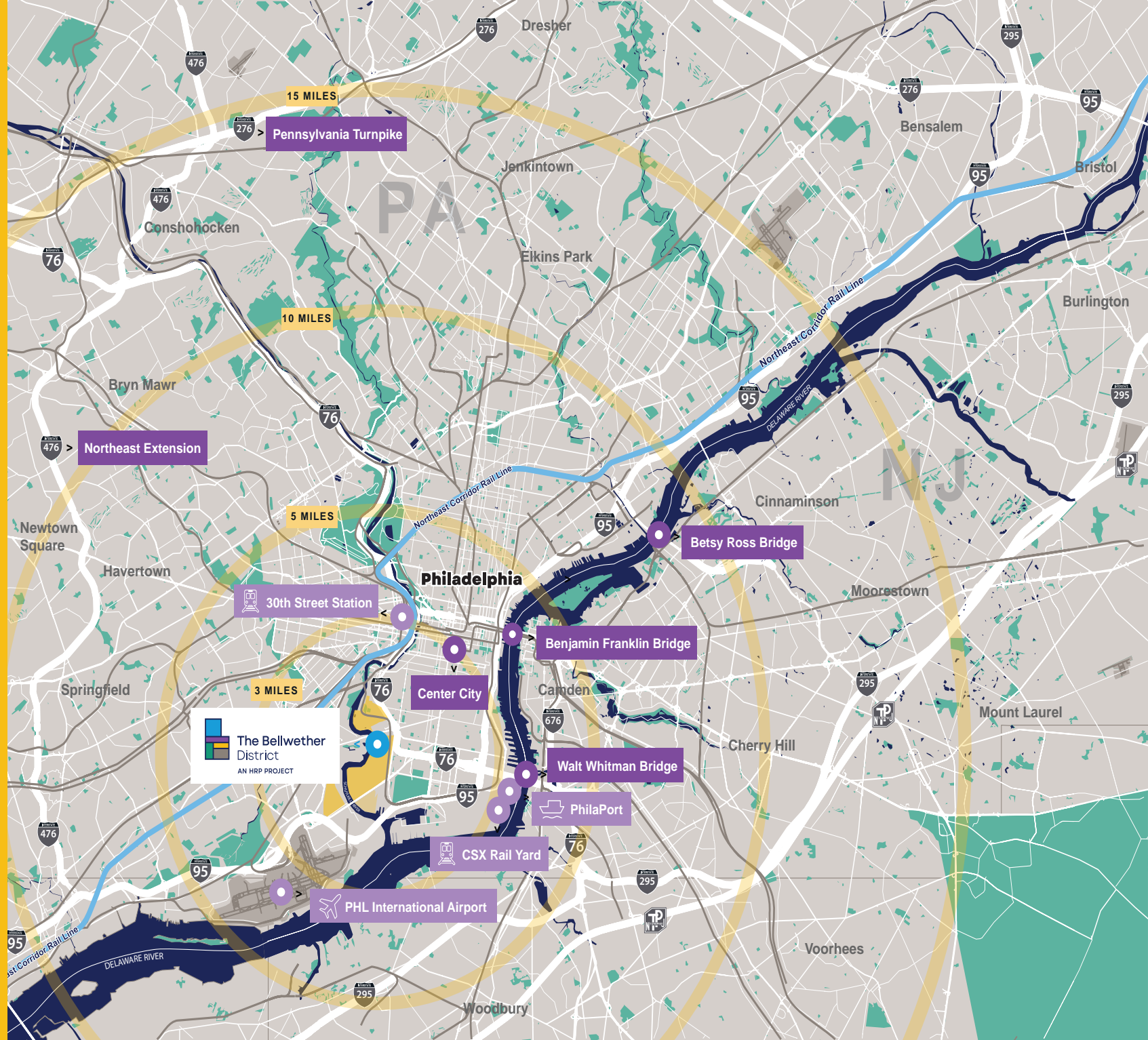
- 30th Street Station
- Benjamin Franklin Bridge
- Walt Whitman Bridge
- PhilaPort

<15 Miles

- Betsy Ross Bridge
- Northeast Extension (I-476)
- Pennsylvania Turnpike (I-276)

Vast Consumer Reach

Extraordinary access to over 47 MILLION consumers in a 4-hour drive time





Conveniently accessible via public rail and bus transportation



Philadelphia is the 7th largest MSA in the U.S.



PhilaPort was the fastest growing U.S. port in 2020 based on TEU container volume and has committed \$500m to modernization efforts



Philadelphia International Airport plans to expand its air cargo footprint by 136 acres and triple cargo capacity



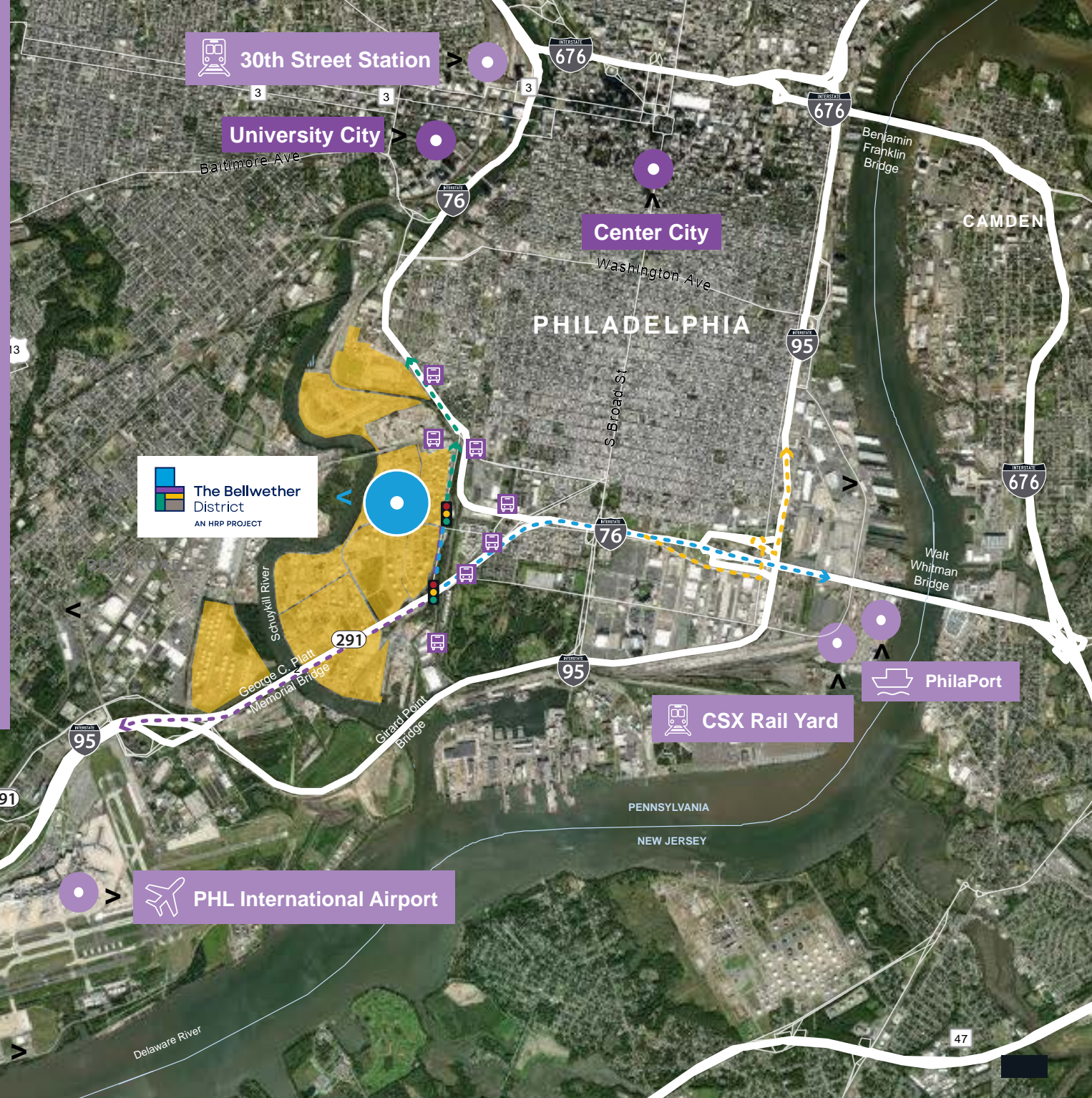
Significant utility capacity available at site (Power, Natural Gas, Water, Wastewater)



Barge and rail access available onsite (Rail services by Conrail with connection to CSX Rail Yard)



Existing Rail Spurs
CSX Rail Yard and PhilaPort



 **The Bellwether District**
AN HRP PROJECT

Economic Highlights

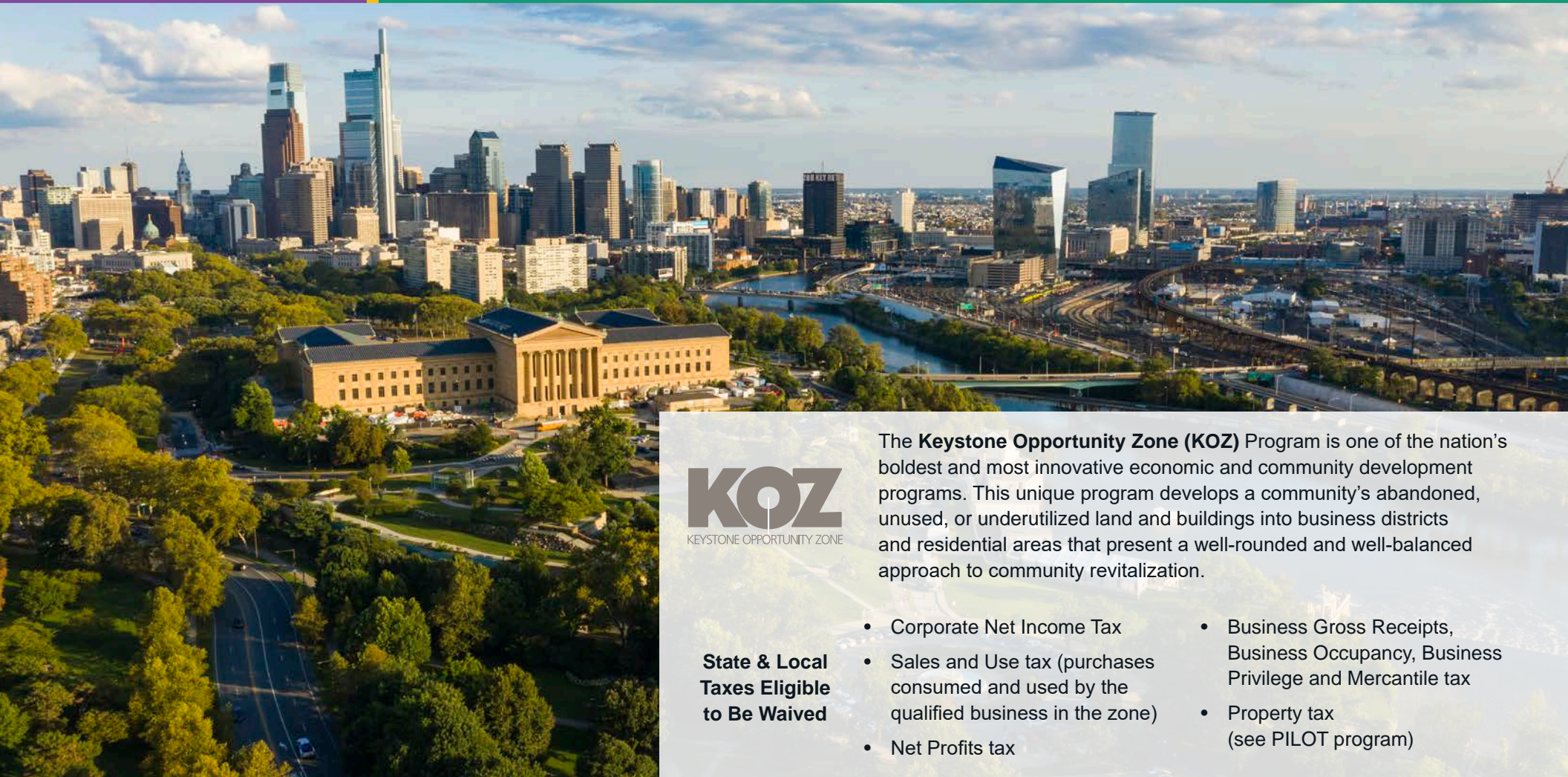
PILOT Program (Payment in Lieu of Taxes)

The City of Philadelphia offers tax abatement programs that provide the opportunity for users to significantly reduce their real estate taxes at the property.

FTZ (Foreign-Trade Zone) Designation

The Bellwether District site is eligible for a FTZ designation which is supported by PhilaPort as the grantee of the local FTZ. Each Tenant is required to apply for approval with the FTZ board and U.S. Customs based on their specific use.

U.S. Foreign Trade-Zones encourage activity and investment in the United States. FTZs are secured, designated locations around the United States in or near a U.S. Customs Port of Entry where foreign and domestic merchandise are generally considered to be in international commerce and outside of U.S. Customs territory.

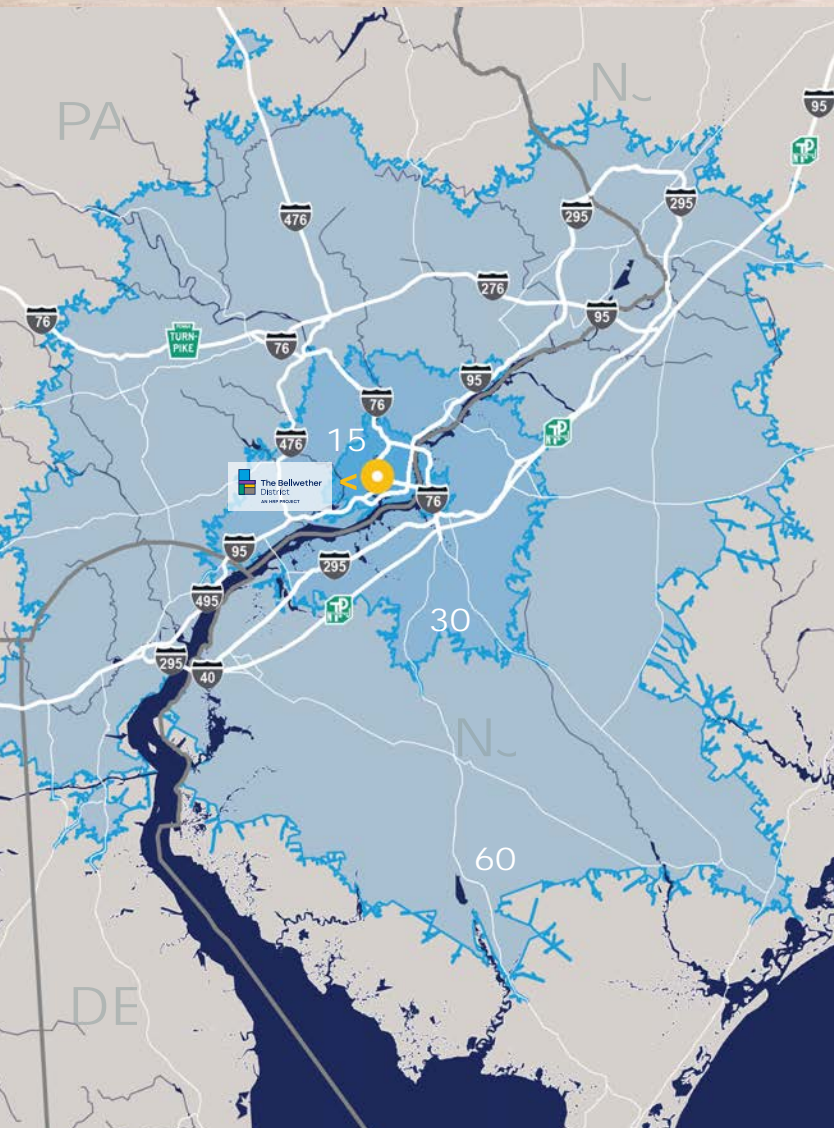


The **Keystone Opportunity Zone (KOZ)** Program is one of the nation's boldest and most innovative economic and community development programs. This unique program develops a community's abandoned, unused, or underutilized land and buildings into business districts and residential areas that present a well-rounded and well-balanced approach to community revitalization.

State & Local Taxes Eligible to Be Waived

- Corporate Net Income Tax
- Sales and Use tax (purchases consumed and used by the qualified business in the zone)
- Net Profits tax
- Business Gross Receipts, Business Occupancy, Business Privilege and Mercantile tax
- Property tax (see PILOT program)





Exceptional Labor Supply



15 MINUTES

30 MINUTES

60 MINUTES

	Total Labor Force: 320,353		Unemployment Rate: 6.1%
	Target Workforce: 15%		Median Household Income: \$59,160
	Total Labor Force: 1,388,646		Unemployment Rate: 6.2%
	Target Workforce: 17%		Median Household Income: \$64,870
	Total Labor Force: 3,287,866		Unemployment Rate: 5.1%
	Target Workforce: 18%		Median Household Income: \$79,789

About Us



Hilco Redevelopment Partners (HRP) is in the business of transformation. As a real estate owner, operator, and developer, we re-imagine complex properties across the United States to remediate and redevelop sites for the future. To do this we take a holistic approach to sustainable redevelopment that prioritizes the community, the environment, and the economy. Our expertise spans multiple sectors, including modern logistics facilities, urban mixed-use projects, and life science ecosystems.

What We Stand For



Community

We connect to communities through open dialogue, civic participation, charitable giving and neighbor-centric planning.



Environment

Our projects surpass environmental standards, incorporate green tech and integrate significant sustainability measures.



Economy

We support local economies by creating long-term jobs and recruiting locally in order to grow our neighborhoods.



→ thebellwetherdistrict.com



The Bellwether
District
AN HRP PROJECT

3144 W. Passyunk Ave. Philadelphia, PA 19145

Exclusive Leasing:

Nate Demetsky

+1 609 672 3163

nate.demetsky@jll.com

Larry Maister

+1 609 206 1972

larry.maister@jll.com

Rob Kossar

+1 201 304 3425

rob.kossar@jll.com

Kyle Lockard

+1 215 990 5773

kyle.lockard@jll.com



Jones Lang LaSalle Brokerage, Inc.

1700 Market Street, Suite 3200

Philadelphia, PA 19103

+1 215-988-5500

Although information has been obtained from sources deemed reliable, JLL does not make any guarantees, warranties or representations, express or implied, as to the completeness or accuracy as to the information contained herein. Any projections, opinions, assumptions or estimates used are for example only. There may be differences between projected and actual results, and those differences may be material. JLL does not accept any liability for any loss or damage suffered by any party resulting from reliance on this information. ©2023. Jones Lang LaSalle IP, Inc. All rights reserved.