

SMALL BAY WAREHOUSE SPACE FOR LEASE

12485-12555 44TH ST. N. | CLEARWATER, FL 33762

**Available
Now**

PROPERTY OVERVIEW

AVAILABLE SPACES:

2,596 SF

SUITE C: Fully Air-Conditioned

LOADING: Grade-Level, Cross-Dock Loading

CLEAR HEIGHT: 18'

POWER: 3-Phase/ 120v -240v

ZONING: Industrial Heavy (IH)

PARKING: 1/1,000 SF - Unreserved Vehicle
Parking Spaces

SPRINKLERS: Non-Sprinklered Buildings

CAPITAL IMPROVEMENTS

- Parking Lot Restriped
- New Roofs on All Buildings
- Exterior Facade Repainted on All Buildings
- All Availabilities are Move-In Ready with New Paint and Flooring in the Offices



JESSICA MIZRAHI, SIOR
Founding Principal
jmizrahi@lee-associates.com
D 813.804.0886

ED KILLMER
Founding Principal
ekillmer@lee-associates.com
D 813.309.2805

BEN EWERS
Associate
bewers@lee-associates.com
D 352.362.8535



SMALL BAY WAREHOUSE SPACE FOR LEASE

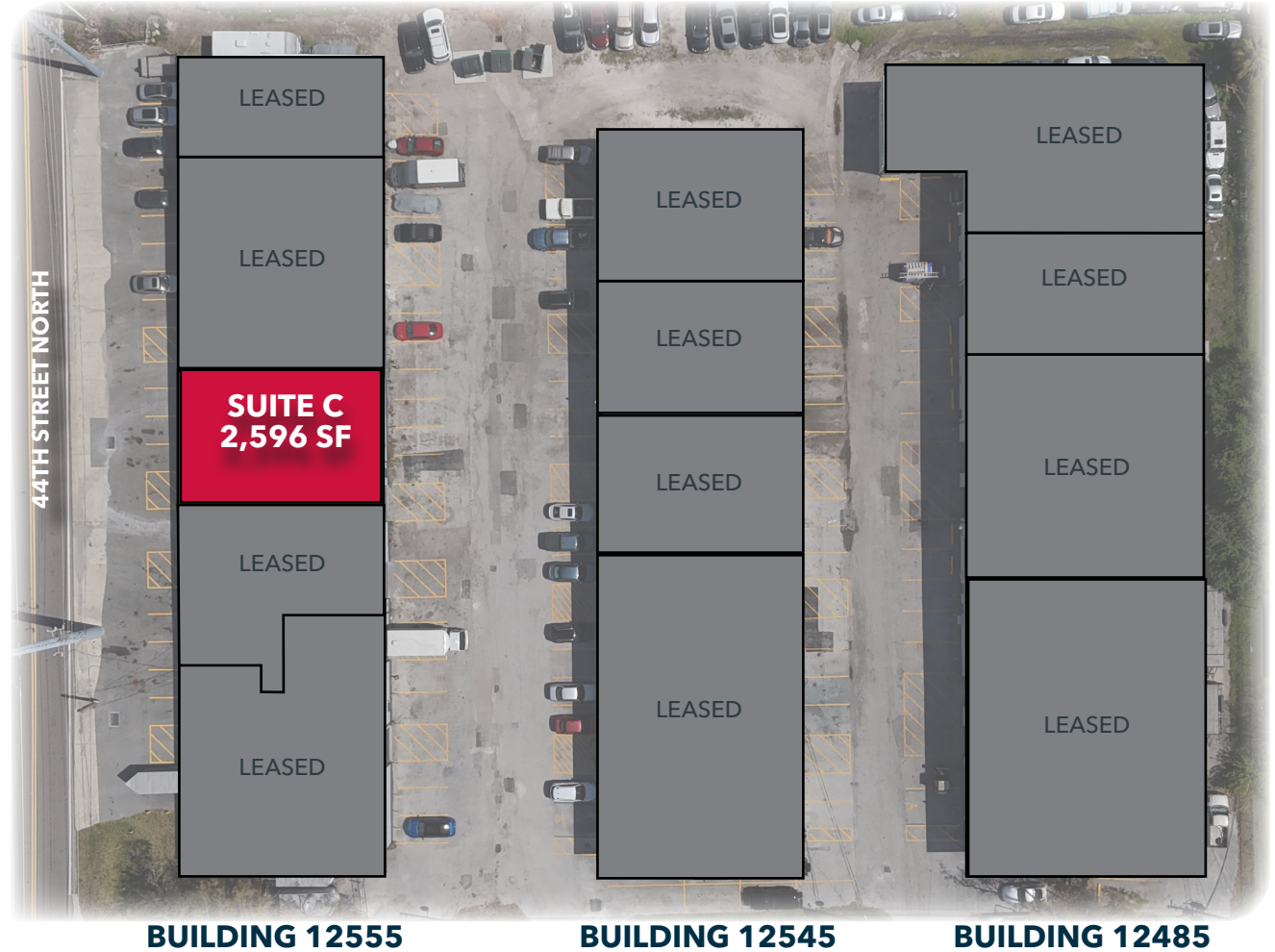
12485-12555 44TH ST. N. | CLEARWATER, FL 33762



COMMERCIAL REAL ESTATE SERVICES
TAMPA BAY

AVAILABILITIES

BUILDING	SUITE	SIZE	AVAILABLE
12555	C	2,596 SF	NOW



JESSICA MIZRAHI, SIOR
Founding Principal
jmizrahi@lee-associates.com
D 813.804.0886

ED KILLMER
Founding Principal
ekillmer@lee-associates.com
D 813.309.2805

BEN EWERS
Associate
bewers@lee-associates.com
D 352.362.8535



SMALL BAY WAREHOUSE SPACE FOR LEASE

12485-12555 44TH ST. N. | CLEARWATER, FL 33762



COMMERCIAL REAL ESTATE SERVICES
TAMPA BAY

DISTANCES

ST. PETE-CLEARWATER INT'L AIRPORT: 2.1 MILES

TAMPA INT'L AIRPORT: 12.6 MILES

PORT OF TAMPA: 18.8 MILES

U.S. 19: 2.2 MILES

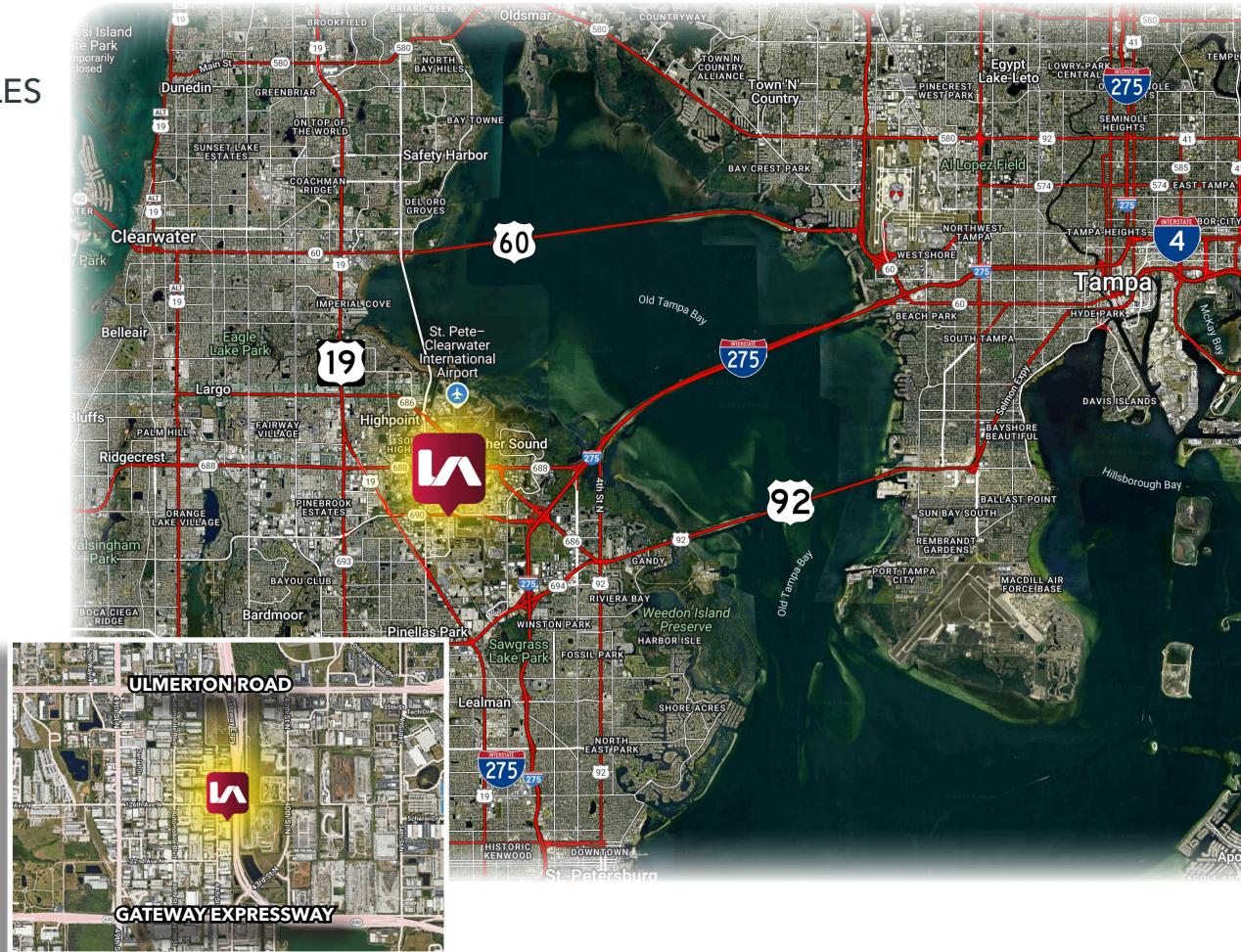
I-275: 3.5 MILES

U.S. 92: 4.8 MILES

S.R. 60: 5.5 MILES

LOCATION OVERVIEW

Situated in the well-established Clearwater industrial corridor, the property offers close proximity to major transportation routes, including U.S. Highway 19 and Interstate 275, as well as major distribution hubs; St. Pete-Clearwater International Airport, Tampa International Airport, and the Port of Tampa.



JESSICA MIZRAHI, SIOR
Founding Principal
jmizrahi@lee-associates.com
D 813.804.0886

ED KILLMER
Founding Principal
ekillmer@lee-associates.com
D 813.309.2805

BEN EWERS
Associate
bewers@lee-associates.com
D 352.362.8535



SMALL BAY WAREHOUSE SPACE FOR LEASE

12485-12555 44TH ST. N. | CLEARWATER, FL 33762

BUILDING 12555 **SUITE C | 2,596 SF**

Fully
Air-Conditioned
Suite

AVAILABLE: NOW

MAX DIVISIBLE: 8,761 SF

FULL SUITE: Air-Conditioned

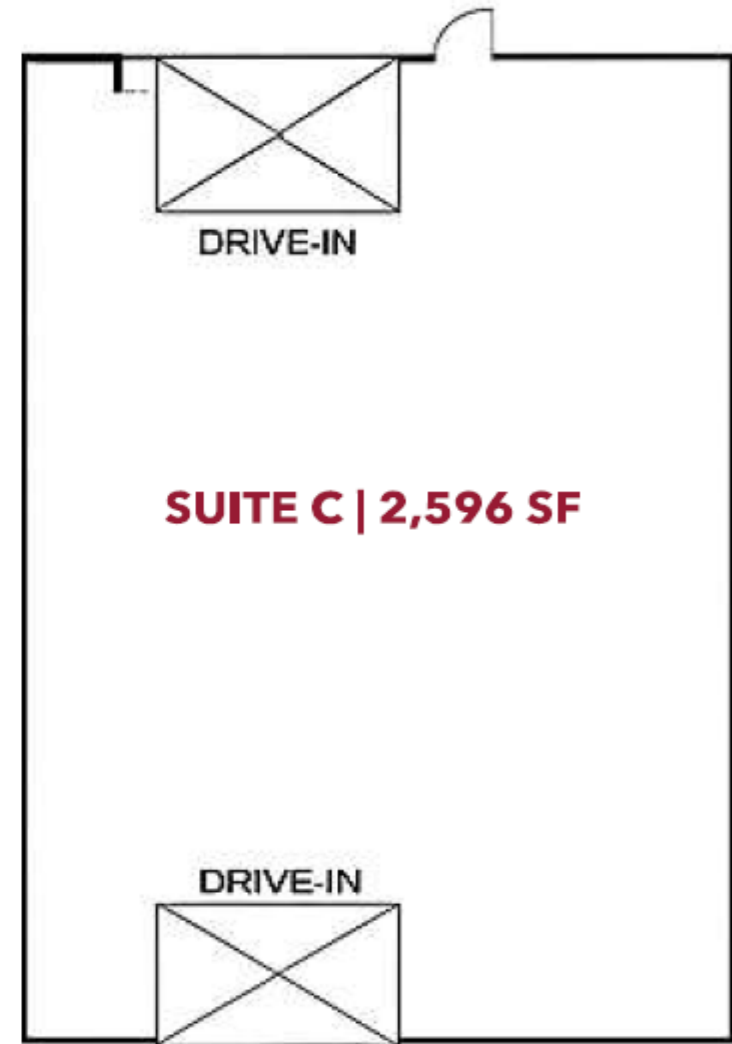
LOADING: (2) 12'x14' Grade-Level, Cross-Dock Doors

CLEAR HEIGHT: 18'

POWER: 3-Phase/ 120v - 240v

ZONING: Industrial Heavy (IH)

PARKING: 1/1,000 SF - Unreserved Vehicle Parking Spaces



JESSICA MIZRAHI, SIOR
Founding Principal
jmizrahi@lee-associates.com
D 813.804.0886

ED KILLMER
Founding Principal
ekillmer@lee-associates.com
D 813.309.2805

BEN EWERS
Associate
bewers@lee-associates.com
D 352.362.8535

