

10,800 SF FLEX/WAREHOUSE AVAILABLE FOR LEASE

323 Godshall Drive, Harleysville, PA 19438

RENT


\$13.50 PSF (Triple Net)
\$2.60 PSF (OPEX)

SIZE

10,800 SF

ZONING

Industrial



PRESENTED BY

James R. Wrigley
215-519-2290 (m)
215-855-5100 (o)
jimw@kpgcm.com

Keith T. Metzger
267-218-4819 (m)
215-855-5100 ext 118 (o)
keithm@kpgcm.com



PROPERTY DETAILS

- Available Space: 10,800 SF
- Warehouse Ceiling Height:
 - Min: 15 ft
 - Max: 17 ft
- Office Ceiling Height: 9 ft
- 1 Dock Door
- 2 x 14' Drive-in Doors
- Electric:
 - 2 42-circuit 225 Amp- rated panelboards
 - 225-Ampere, 208/120VAC, 3 phase/4 wire service
- 1.5 miles from the Lansdale Turnpike interchange




KPG COMMERCIAL MANAGEMENT

www.kpgcm.com | 1120 Welsh Rd, Suite 170, North Wales, PA 19454 | 215-855-5100

FLEX/WAREHOUSE SPACE LEASE

323 Godshall Drive, Harleysville, PA 19438



PRESENTED BY

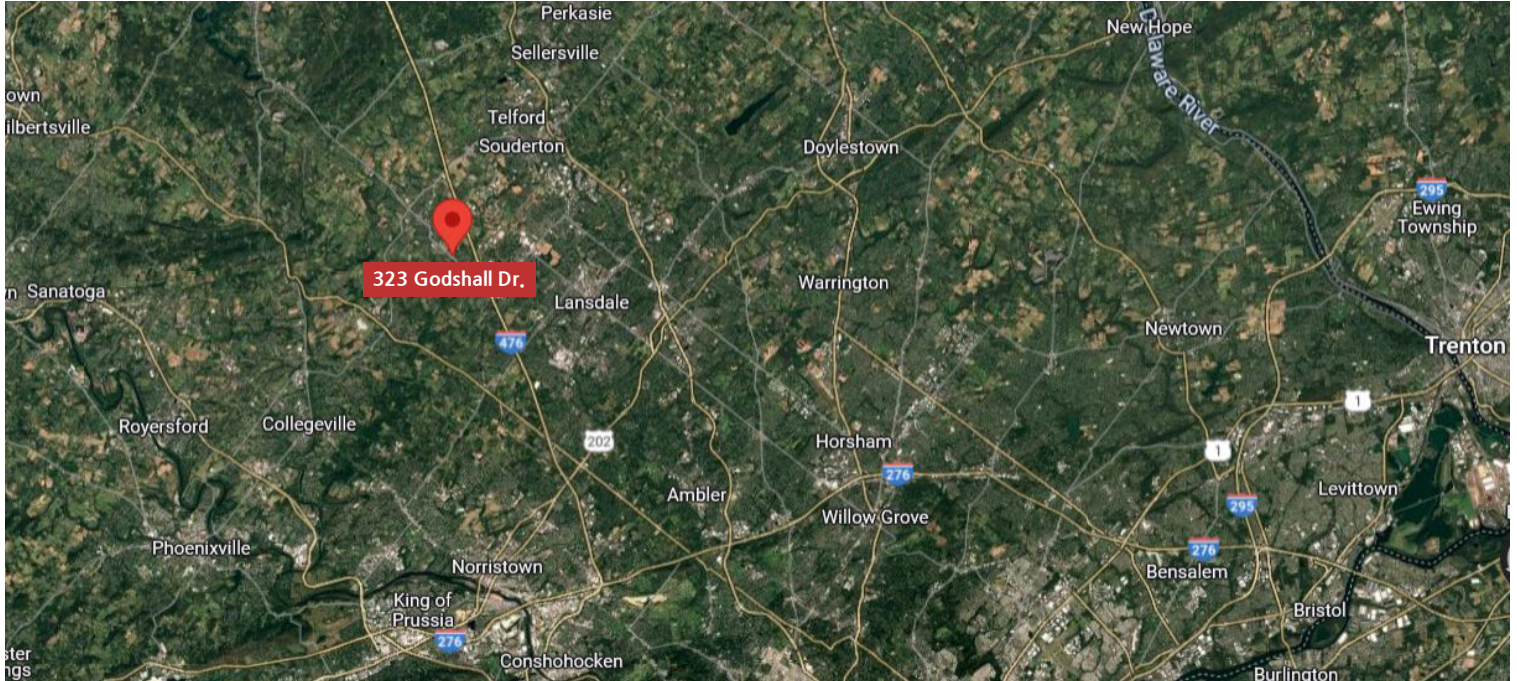
James R. Wrigley
215-519-2290 (m)
215-855-5100 (o)
jimw@kpgcm.com

Keith T. Metzger
267-218-4819 (m)
215-855-5100 ext 118 (o)
keithm@kpgcm.com

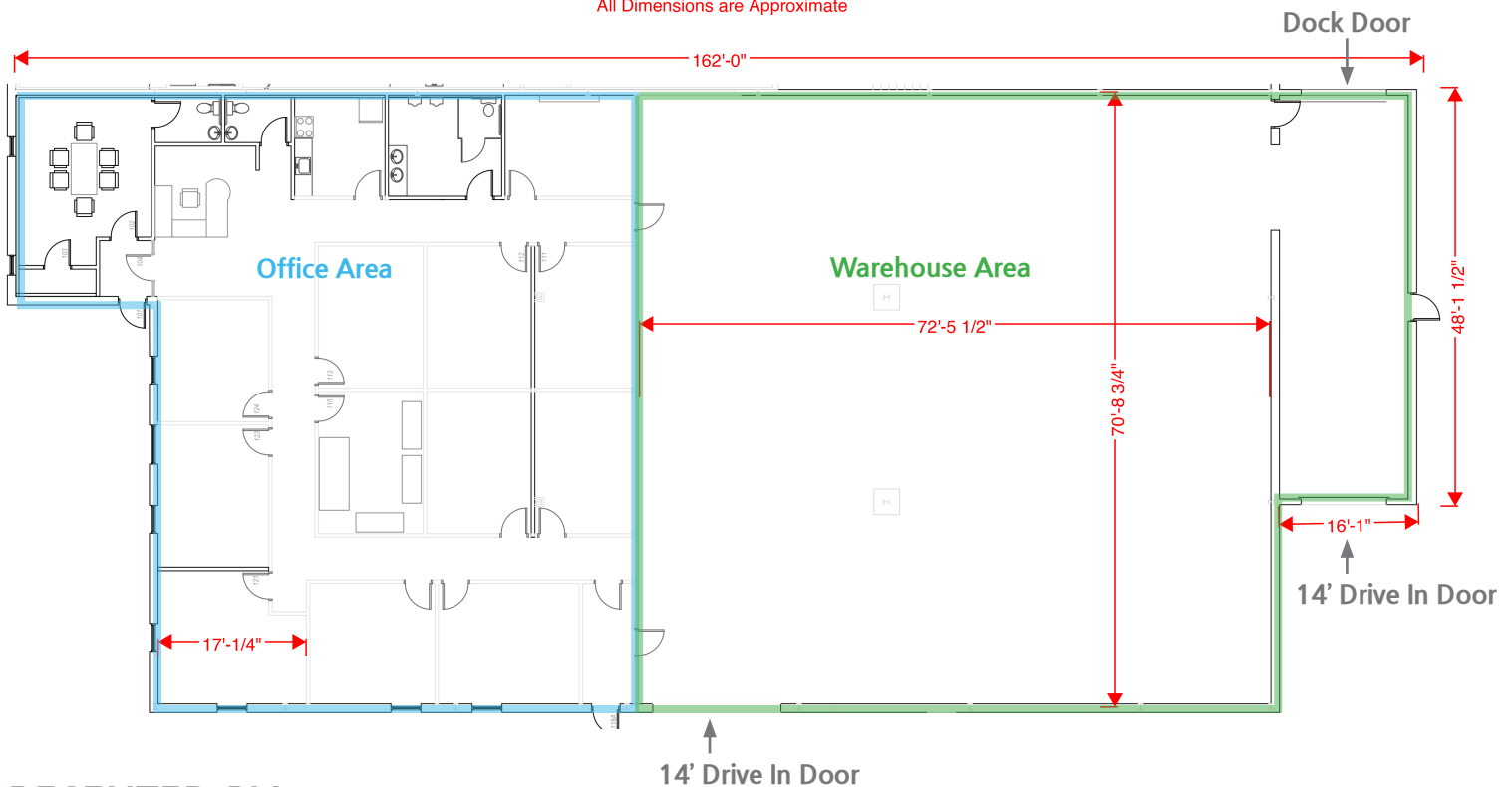


FLEX/WAREHOUSE SPACE LEASE

323 Godshall Drive, Harleysville, PA 19438



All Dimensions are Approximate



PRESENTED BY

James R. Wrigley
215-519-2290 (m)
215-855-5100 (o)
jimw@kpgcm.com

Keith T. Metzger
267-218-4819 (m)
215-855-5100 ext 118 (o)
keithm@kpgcm.com

