

41336

CONCEPT DRIVE | PLYMOUTH, MI



PROPOSED BUILDING 25,400 SF

SITE HAS PRELIMINARY SITE PLAN APPROVAL

CBRE



PROPERTY HIGHLIGHTS

CONCEPT DRIVE | PLYMOUTH, MI

- Lot 1
- 1.86 AC Site
- Parcel ID: 78-025-01-0001
- Proposed Building SF: 25,400 Total SF
- 6,000 square feet of office space
- Build to Suit
- For Sale or Lease
- Grade level door, (1) truckwell
- Zoned Industrial
- 55 parking spaces
- 26' clear height
- Site has Preliminary Site Plan Approval

41336

CONCEPT DRIVE | PLYMOUTH, MI

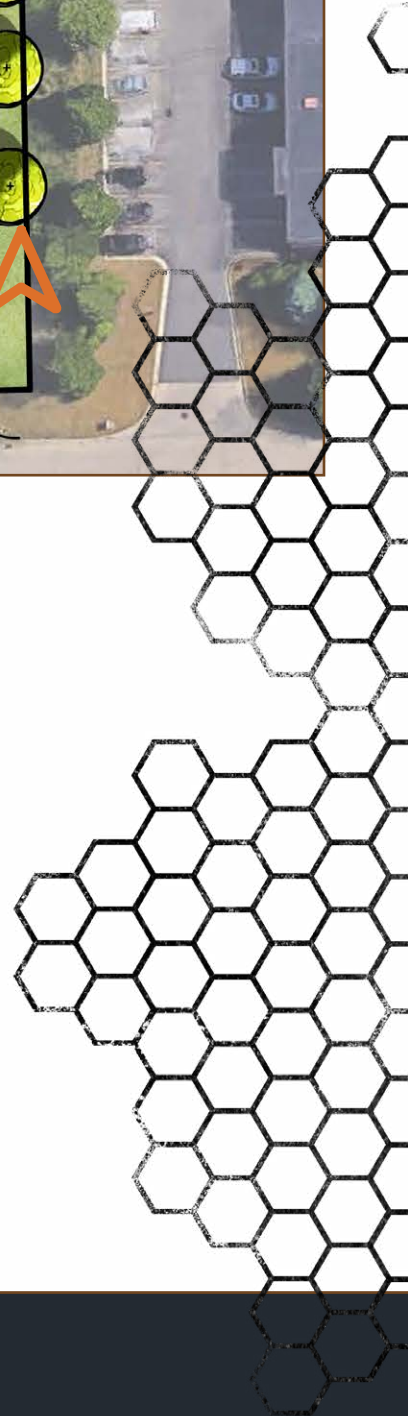


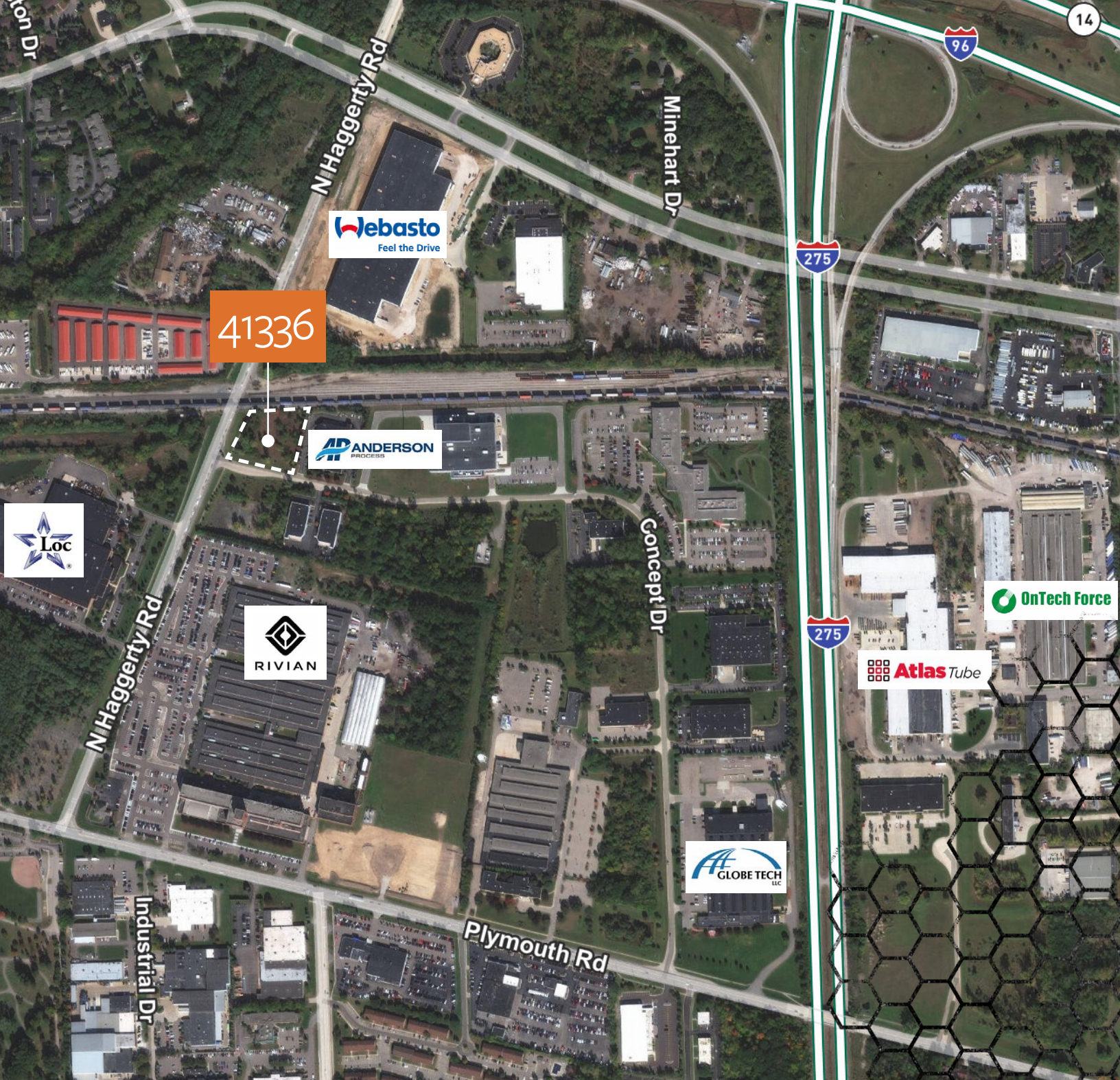
SITE STATISTICS

- Site Area: 1.86 ACRES
- Site Zoning: IND
- Building Size: 25,400 SQ. FT.
- Building Footprint: 22,400 SQ. FT.
 - 1st Floor Office: 3,000 SQ. FT.
 - 1st Floor Ware: 19,400 SQ. FT.
 - 2nd Floor Office: 3,000 SQ. FT.
- Building Stories: 2 STORIES
- Building Ceiling: 26' CLEAR
- Parking: 53 SPACES
- Parking Ratio: 1 SPACE/ 479 SQ. FT
- Truck Wells: 1
- Overhead Doors: 1

41336


CONCEPT DRIVE | PLYMOUTH, MI





41336

CONCEPT DRIVE | PLYMOUTH, MI



41336

CONCEPT DRIVE | PLYMOUTH, MI



EDWARD WUJEK
EXECUTIVE VICE PRESIDENT
+1 248 351 2058
EDWARD.WUJEK@CBRE.COM

KELLY CUBBIN
SENIOR ASSOCIATE
+1 248 936 6852
KELLY.STACY@CBRE.COM

CBRE