

EQUIPMENT SCHEDULE

QTY	DESCRIPTION OF ITEM	FURN.	INST.	VOLT.	PH.	LOAD	BRK.	GW	HW	WASTE	GAS	REMARKS
1A	MIDDLEBY MARSHALL MODEL PS-360 PIZZA OVEN	ASI/SSJ	ASI/SSJ	120/230	1	2000W	15A					SEE NOTE # 1
1B	MIDDLEBY MARSHALL MODEL PS-360WB PIZZA OVEN											
1C	MIDDLEBY MARSHALL MODEL PS-360WBTO PIZZA OVEN											
1D	MIDDLEBY MARSHALL MODEL PS-360WBTO PIZZA OVEN											
2	OVEN HOOD											
3	MAKELINE - VICTORY PT - 88 - S - PJ	ASI/SSJ	ASI/SSJ	120	1	1400W	20A					SEE NOTE # 2
4A	48"x96" CUTTING/BOX TABLE W/ (2) HEAT SHELVES	ASI/SSJ	ASI/SSJ	120	1	2400W	20A					SEE NOTE # 3
4B	48"x120" CUTTING/BOX TABLE W/ (2) HEAT SHELVES	ASI/SSJ	ASI/SSJ	120	1	2400W	20A					SEE NOTE # 3
5	TELEPHONE COUNTER W/ ADJUSTABLE SHELVES	ASI/SSJ	ASI/SSJ	120V	1							SEE DETAIL THIS SHT.
6	FRONT CORIAN SERVING SHELF	ASI/SSJ	ASI/SSJ	2-120V	1							SEE DETAIL THIS SHT.
7	48/30 STAINLESS STEEL TABLE W/ S.S. SHELF	ASI/SSJ	ASI/SSJ									
8	60/30 STAINLESS STEEL TABLE W/ S.S. SHELF	ASI/SSJ	ASI/SSJ									
8A	84/30 S.S. TABLE W/ SAFE CUT OUT IN S.S. SHELF	ASI/SSJ	ASI/SSJ									
9A	96/30 S.S. TABLE W/ SAFE CUT OUT IN S.S. SHELF	ASI/SSJ	ASI/SSJ									
9	96/30 STAINLESS STEEL TABLE W/ S.S. SHELF	ASI/SSJ	ASI/SSJ									
10	12/30 STAINLESS STEEL TABLE W/ S.S. SHELF	ASI/SSJ	ASI/SSJ									
10A	12/30 S.S. TABLE W/ SAFE CUT OUT IN S.S. SHELF	ASI/SSJ	ASI/SSJ									
11	CLIP BOARD / DELI TICKET HOLDER	ASI/SSJ	ASI/SSJ									
12	WALK-IN COOLER (SEE PLAN FOR SIZE)	ASI/SSJ	ASI/SSJ	120	1	200W	20A					SEE NOTE # 6 & # 7
13	KOLD PACK SPLIT SYSTEM	ASI/SSJ	ASI/SSJ	120/230V	1	2000W	20A					SEE NOTE # 6 & # 7
14	RED 44 GAL. "RUBBERMAID" GARBAGE CAN W/ LID	ASI/SSJ	ASI/SSJ									
15	24" X 48" FLAT ALUMINUM DUNNAGE RACK	ASI/SSJ	ASI/SSJ									SEE DETAIL THIS SHT.
16	48" (3) COMPARTMENT STAINLESS STEEL SINK	ASI/SSJ	ASI/SSJ					1/2"	1/2"	2"		SEE NOTE # 4
17	GREASE TRAP - ZURN MODEL # Z-II70-R, 4GPM, BLB	FC	FC									SEE NOTE # 5
18	FLOOR SINK-FLAT MODEL MBS 3424 FIBERGLASS	FC	FC					1/2"	1/2"	2"		SEE NOTE # 5
19	18" X 48" ALUMINUM DUNNAGE RACK	ASI/SSJ	ASI/SSJ									
20	18" X 48" - (4) SHELF PLASTIC STORAGE UNIT	ASI/SSJ	ASI/SSJ									
21	18" X 60" - (4) SHELF ZINK STORAGE UNIT	ASI/SSJ	ASI/SSJ									
22	25" X 35" X 41" HIGH MOBILE S.S. CANTHRACK TABLE	ASI/SSJ	ASI/SSJ									
23	48" 2"x2" "FRP" CORNER GUARDS	GC	GC									SEE DETAIL THIS SHT.
24	PLASTIC LAMINATE DESK TOP	ASI/SSJ	ASI/SSJ									METAL LEGS ON TABLE
25	CUSTOMER TABLE - 30"x30" RED PLASTIC LAM.	ASI/SSJ	ASI/SSJ									
26	CHROME LEGS, RED UPHOLSTERY CUSTOMER CHAIR	FRAN	VENDOR	120	1	600W	20A					
27	CAN BEVERAGE COOLER AND DISPENSER	ASI/SSJ	GC									MOUNT 12" A.F.F.
28	(2) 18" X 48" ZINC WIRE SHELVES W/ BRACKETS	ASI/SSJ	ASI/SSJ									MOUNT 60" A.F.F.
29	6" X 40" X 3/4" COAT HOOK STRIP W/ 7 HOOKS	ASI/SSJ	ASI/SSJ									MOUNT 30" A.F.F.
30	1" X 3" RED PLASTIC LAMINATE CHAIR RAIL	ASI/SSJ	ASI/SSJ									INSTALL PER JTS SPECS.
31	TELEPHONE SYSTEM	VENDOR	VENDOR									BEIGE COLOR
32	(2) - DRAWER LETTER SIZE FILE CABINETS	FRAN	FRAN									
33	PLASTIC LAMINATE DRIVER'S DROP BOX HOLDER	ASI/SSJ	ASI/SSJ									UNDER FRONT COUNTER
34	LOCKINS CASH DRAWER	ASI/SSJ	ASI/SSJ									COMPLETE W/ BRACKET
35	15 LBS. DRAY CHEMICAL FIRE EXTINGUISHER	ASI/SSJ	ASI/SSJ									
36	FLOOR MOUNTED TIME DELAY SAFE	ASI/SSJ	FC									
37	HAND SINK WALL MOUNTED	ASI/SSJ	ASI/SSJ									
38	BUBBLE FORK HOLDER	ASI/SSJ	GC									SEE DETAIL THIS SHT.
39	MENUBOARD 60" X 2 1/4" X 3 3/8"	ASI/SSJ	GC									MOUNT 12" A.F.F.
40	STAINLESS STEEL POT HOLDER	ASI/JTS										
41	3/4" X 12" RED PLASTIC LAM. SHELF W/ BRACKETS	GC	GC									
42	COOLER LIGHT	ASI/SSJ	ASI/SSJ									
43	ONE WAY WINDOW FROM OFFICE	GC	GC									
44	DRIVERS TELEPHONE	VENDOR	VENDOR									
45	CLOCK	ASI/SSJ	ASI/SSJ									
46	FLOUR SHIELD	ASI/SSJ	ASI/SSJ									
47	2" GAS LINE	FC	FC									
48	SPLASH GUARD	ASI	GC									
49	COMMISSARY COMMUNICATION HOLDER	ASI/SSJ	ASI/SSJ									
50	EMPLOYMENT APPLICATION DEPOSIT	ASI/SSJ	ASI/SSJ									
51	COMPUTER MONITOR SHLEF	ASI/SSJ	ASI/SSJ									
52	VEGGIE SINK	ASI/SSJ	FC									
53	CHEESE RACK	ASI/SSJ	ASI/SSJ									

Col #

#163

AIR SYSTEM, INC. WILL FURNISH & INSTALL THE FOLLOWING PLASTIC LAMINATE ITEMS.

- TELEPHONE COUNTER COMPLETE WITH ADJUSTABLE SHELVES, FRONT PANEL WITH VINYL BASEBOARD, BACK SPLASH PANEL AND FLOUR SHIELD, FRONT TRIM, BACK SHELVES AND TELEPHONE TOP COUNTER AND FLOUR SHIELD TO BE WILSONART "REGIMENTAL RED 12-6" WITH FRONT TO BE WILSONART "BRUSHED METAL".
- FRONT SERVING SHELF WITH 1" THICK "CORIAN GLASIER WHITE" WITH 1/2" RED ACCENT STRIP.
- OFFICE DESK TOP TO BE WILSONART "REGIMENTAL RED 12-6" WITH SELF-EDGE AND 2" BACK AND END SPLASH. TOP TO BE COMPLETE WITH WALL SUPPORT BRACKETS. 30" A.F.F.
- CUSTOMER TABLE - 30"x30" WILSONART "REGIMENTAL RED 12-6" TOP AND EDGES. TABLES TO HAVE BLACK METAL LEGS.
- 3/4"x12" SHELF WITH WILSONART "REGIMENTAL RED 12-6" ON ALL FACES. SHELF TO BE INSTALLED 12" ABOVE FINISH FLOOR WHERE SHOWN ON PLANS. FURNISH ALL REQUIRED MOUNTING BRACKETS.
- 3/4"x6"x3'-0" COAT HOOK STRIP WITH WILSONART "REGIMENTAL RED 12-6" ON FACE AND ALL EDGES. ATTACH TO ALUMINUM COAT HOOKS SPACED EVENLY AND MOUNT 60" A.F.F.
- 1"x4" CHAIR RAIL WITH WILSONART "REGIMENTAL RED 12-6" ON FACE AND BOTH EDGES. CUT TO LENGTH AND INSTALL 30" ABOVE FINISH FLOOR WHERE SHOWN ON PLANS.
- 1"x8"x4'-0" LONG CLIP BOARD STRIP WITH WILSONART "REGIMENTAL RED 12-6" ON FACE AND ALL EDGES. INSTALL 60" ABOVE FINISH FLOOR ON OFFICE WALL.
- DRIVER'S DROP BOX HOLDER WITH WILSONART "REGIMENTAL RED 12-6" ON ALL FACES EXCEPT BOTTOM AND BACK.
- 16"X18"X4 1/2" CASH DRAWER WITH WILSONART "REGIMENTAL RED 12-6" ON FACE AND ALL EDGES OF DRAWER FACE. FURNISH ALL HARDWARE AND INSTALL UNDER FRONT STEEL WORK TABLE.

NOTES :

- PIZZA OVEN TO BE MODEL PS-360 GAS FIRED CONVEYOR TYPE AS MANUFACTURED BY MIDDLEBY MARSHALL. OVENS ARE TO BE COMPLETE WITH EXHAUST CANOPY DUCTED TO ROOF MOUNTED EXHAUST FAN. DUCT TO BE INSULATED 16 GA. STEEL. PLUMBING CONTRACTOR TO FURNISH 2" GAS SUPPLY LINE TO OVENS WITH 3/4" (PS 360) GAS VALVES. ASI/JTS TO FURNISH AND INSTALL OVEN EXHAUST HOOD ONTO OVENS.
- MAKELINE TO BE VICTORY PT-88-S-PJ COMPLETE WITH PREPARATION RACK, PANS, SLIDE RACK, BUN PANS, INSTRUCTIONAL/TICKET TAKER HOLDER AND ADJUSTABLE LEGS AS MANUFACTURED BY VICTORY.
- PIZZA CUTTING AND BOXING TABLE TO BE 48"x96" STAINLESS STEEL COMPLETE WITH OVER SHELVES, TWO HEATED SHELVES, SPLASH SHELF, PAN HOLDER AND CASTERS. TABLE TO BE MANUFACTURED BY AIR SYSTEMS, INC.
- GREASE INTERCEPTOR TO BE MODEL Z-II70-R, 4 GPM, 5 POUNDS CAPACITY POLY-ZYME GREASECEPTOR AS MANUFACTURED BY ZURN, INC.
- FLOOR SINK TO BE 24"x24" FIBERGLASS MODEL 2424 AS MANUFACTURED BY FLAT, INC. SINK SHALL HAVE MODEL 830 - AA FAUCET AND 889 - CONOP STRAINER DRAIN.
- PLUMBING CONTRACTOR TO MAKE ALL CONDENSATE DRAIN LINE CONNECTIONS FOR WALK-IN COOLER AND DROP-IN "KOLD PACK" REFRIGERATION UNIT.
- ELECTRICAL CONTRACTOR TO MAKE ALL REQUIRED ELECTRICAL CONNECTIONS FOR WALK-IN COOLER LIGHTING AND REFRIGERATION UNIT.

RESPONSIBILITY:
 ASI - DENOTES AIR SYSTEMS, INC.
 JTS - DENOTES J-TOWN RESTAURANT SUPPLY COMPANY
 GC - DENOTES GENERAL CONTRACTOR
 FC - DENOTES FIBERGLASS CONTRACTOR
 FRAN - DENOTES FRANCHISEE
 VENDOR - DENOTES LOCAL SUPPLIER

ROOM FINISH SPECIFICATIONS

- ALL DRYWALL WALLS TO RECEIVE "FRP" PANELS FROM FLOOR TO CEILINGS EXCEPT BEHIND THE COOLER.
- PAPA JOHN'S SPECIAL PAINT COLORS:
 WHITE - "SHERWIN WILLIAMS" B 33 N 201 - 200 OIL BASE EG6 SHELL
 WHITE - "SHERWIN WILLIAMS" B54R33 (SAFETY RED) + VIOLET-4/32 + BLUE-4/32.
 GREEN - "SHERWIN WILLIAMS" B54T104 (SAFETY GREEN MC-92) + 3/32 BLACK.
- FLOOR TILE TO BE 12"x12" QUARRY TILE MANUFACTURED BY KPT UNDER PRIVATE LABEL EXCLUSIVE FOR PAPA JOHN'S. GROUT TO BE C 543 "PLATINUM" ADMIX. BASE IS TO BE 4"x8" QUARRY GOVE BASE BY KPT. ALL TILES TO BE ADHESIVE SET. AVAILABLE AT TILE DISTRIBUTORS 1-800-214-8453.
- INSTALL "FRP" PANELS ON ALL TRIM AND ACCESSORIES TO BE INSTALLED PER MANUFACTURER'S INSTRUCTIONS. PANELS TO BE "FRP" PANELS AS MANUFACTURED BY "KEMITE CORPORATION" - RICH EICHORN 1-800-455-0080 "FRP" PANEL TO BE (GLASBORP-P, PRODUCT CODE #BESS05-P) FOR 2" CORNER GUARD (PRODUCT # OAB52-10 WHITE)
- CEILINGS SHALL BE WASHABLE, HARD SURFACE VINYL FACED 24"x48" LAY-IN ACOUSTIC PANELS IN "STIPPLE" FINISH WITH WHITE ALUMINUM "T" GRID SYSTEM IS PATTERN SHOWN STORAGE AREAS AND BATH CEILINGS MAY BE STANDARD ACOUSTIC OR PAINTED DRYWALL.
- ALL DOORS, FRAMES AND WOOD TRIM SHALL BE PAINTED TWO COATS OF "WHITE".
- FURNISH AND INSTALL A ONE-WAY GLASS VIEW WINDOW IN OFFICE WALL - WINDOW TO BE WOOD FRAMED AND TRIMMED WITH "FRP" CORNERS. (SEE DETAIL THIS SHEET)
- ALL EXPOSED PARTITION ENDS AND CORNERS SHALL HAVE 3" X 2" "FRP" CORNER GUARDS INSTALLED.

GENERAL NOTES:

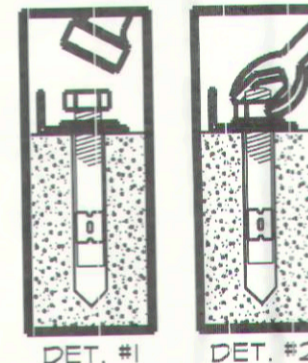
- DIMENSIONS ARE DRYWALL - TO - DRYWALL OR DRYWALL - TO - MASONRY.
- GENERAL CONTRACTOR SHALL INSTALL ALL REQUIRED BLOCKINGS FOR ALL EQUIPMENT, HANGERS, ETC.
- ALL WORK SHALL CONFORM TO ALL LOCAL AND STATE CODES AND REGULATIONS.
- ALL PARTY WALLS SHALL BE 3/8" SJ 20 GAUGE MINIMUM STEEL STUDS SPACED 16" O.C. AND EXTENDED FROM SLAB TO ROOF.
- PARTY WALLS SHALL BE FACED BOTH SIDES WITH 1/2" FIRE CODE DRYWALL FULL HEIGHT TO ROOF STRUCTURE TO CREATE A ONE-HOUR FIRE RATED PARTITION (UL DESIGN # U489) OR 2 HOUR RATED PER UL 4H.
- PARTY WALLS SHALL HAVE 3" THICK SOUND ATTENUATION BLANKET INSTALL FULL HEIGHT.
- ALL INTERIOR DRYWALL PARTITIONS SHALL BE 3/8" SJ 20 GAUGE STEEL STUDS SPACED 16" O.C. TO 4'-6" CEILING UNLESS NOTED OTHERWISE.
- INTERIOR PARTITIONS SHALL BE FACED BOTH SIDES WITH 1/2" STANDARD DRYWALL.
- ALL MASONRY WALLS SHALL RECEIVE 1 1/2" METAL "T" FURRINS AT 24" O.C. AND 1 1/2" STYROFOAM INSULATION WITH 1/2" STANDARD DRYWALL TO 4'-6" HEIGHT.
- GENERAL CONTRACTOR TO INSTALL PLYWOOD BACKING BEHIND ALL SHELVING AND SINKS AS NEEDED TO SUPPORT SUCH ITEMS. PLY WOOD BACKING IS TO BE INSTALLED BEHIND ITEMS 18, 20, 37, 51, & OFFICE CABINET. SEE SHEET A-2 FOR ITEM LOCATIONS.
- GENERAL CONTRACTOR TO RUN EXTERIOR EXPOSED PHONE LINE THRU STEEL CONDUIT.
- GENERAL CONTRACTOR SHALL FURNISH AND INSTALL THE FOLLOWING:
 BATH ACCESSORIES: BY BOBRICK 800-859-4391 - SHAWN STONE
 A. PAPER TOWEL DISPENSER - BOBRICK B-262
 B. LIQUID SOAP DISPENSER - BOBRICK B-412
 C. TOILET PAPER HOLDER - BOBRICK B-3140
 D. 18"x21" STAINLESS STEEL FRAMED MIRROR - BOBRICK B-145
 E. DOOR MOUNTED ROBE HOOK
 F. WALL MOUNTED GRAB BAR - BOBRICK B-6106 36" x 48"
 G. HANDICAP RESTROOM REG'D. EQUIPMENT PER LOCAL CODES

EQUIPMENT REQUIRED FOR SAFE INSTALLATION:

- 489 3/4" MOLLY PARABOLT
- 1/2" DRILL MOTOR
- 3/8" CARBIDE BIT
- HAMMER
- 3/4" WRENCH OR SOCKET & DRIVER
- LIQUID ROCK (1 pkg.)
- SAFETY GOGGLES

INSTALLATION INSTRUCTIONS:

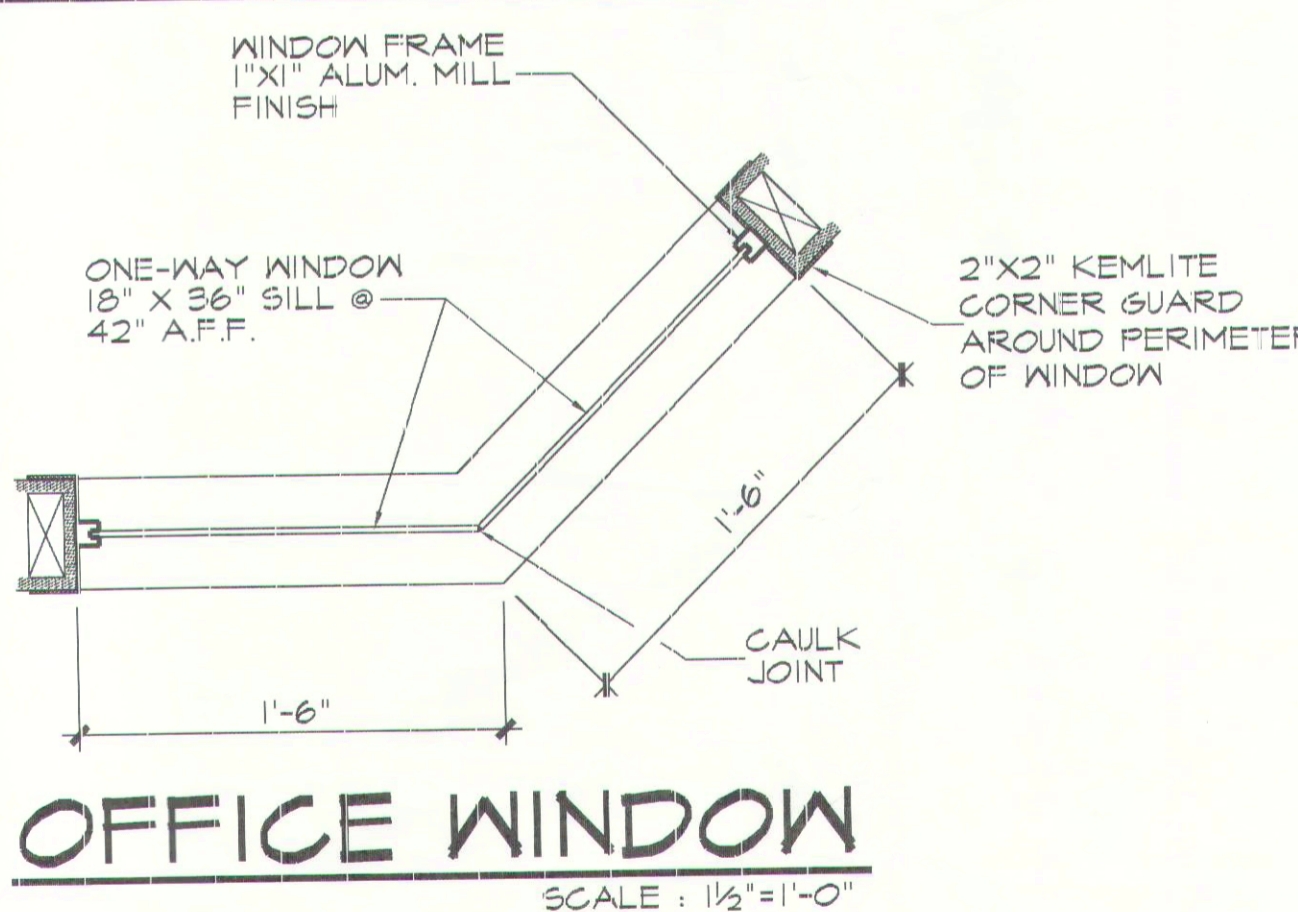
- POSITION SAFE IN PLACE WHERE IT IS GOING TO BE INSTALLED.
- TRACE THE HOLES ON THE BOTTOM OF THE SAFE ONTO THE FLOOR SURFACE BELOW.
- REMOVE SAFE.
- DRILL THE HOLES W/ THE 3/8" CARBIDE BIT. HOLES MUST BE AT LEAST 4 1/2" DEEP.
- CLEAN THE HOLES OF DEBRIS, MIX & POUR LIQUID ROCK INTO EA. HOLE
- POSITION SAFE BACK INTO PLACE.
- ADD WASHER & THREAD NUT FLUSH W/ THE TOP OF THE BOLT (SEE DET. #1)
- DRIVE BOLT THROUGH THE HOLE IN THE SAFE.
- TO SET THE FASTENERS: TIGHTEN THE NUT THREE (3) FULL TURNS W/ 3/4" WRENCH OR SOCKET (SEE DET. #2)



HARDWARE SCHEDULE

SET	ITEM	DESCRIPTION	QTY	FINISH
SET 'A'	CURRIES	FRAME 3066 "C" SERIES 5/8" x 16 GA. KNOCKDOWN	1	ALUM
	DOOR	3066 1015 SERIES FLUSH 205A W/ TOP CAP	1	ALUM
	HASER	3 HINGES BB1274 4 1/2" X 4 1/2"	3	26D
	SCHLAGE	EXIT DEVICE 18-R-L-CONTROL X PANE X 560 MAL 2SD	1	26D
	NORTAN	MORTISE CYLINDER 20-001 1 1/4" C" SECTION	1	ALUM
	HASER	CLOSER CLP850BF	1	ALUM
SET 'B'	DOOR	3066 1015 SERIES FLUSH 205A W/ TOP CAP	1	ALUM
	HASER	3 HINGES BB1274 4 1/2" X 4 1/2"	3	26D
	SCHLAGE	EXIT DEVICE 18-R-L-CONTROL X PANE X 560 MAL 2SD	1	26D
	NORTAN	MORTISE CYLINDER 20-001 1 1/4" C" SECTION	1	ALUM
	HASER	CLOSER CLP850BF	1	ALUM
	HASER	DOOR SWEEP T36AV 36"	1	ALUM
SET 'C'	OFFICE DOOR	3066 "C" SERIES 5/8" x 16 GA. KNOCKDOWN	1	ALUM
	DOOR	3066 1015 SERIES FLUSH 205A W/ TOP CAP	1	ALUM
	HASER	3 HINGES BB1274 4 1/2" X 4 1/2"	3	26D
	SCHLAGE	EXIT DEVICE 18-R-L-CONTROL X PANE X 560 MAL 2SD	1	26D
SET 'D'	FRONT DOOR	PAIR (OR SINGLE) 3066 F6 ALUM X ALUM 1 1/4"	1	ALUM
	SCHLAGE	MORTISE CYLINDER 20-001 1 1/4" C" RING FINISH TO MATCH ALUMINUM DOORS.	1	ALUM
	HASER	3 HINGES BB1274 4 1/2" X 4 1/2"	3	26D
	HASER	DOOR SWEEP T36AV 36"	1	ALUM

NOTE:
 ALL HARDWARE IS AVAILABLE FROM CONSTRUCTION HARDWARE, INC. 1800 COBALT DRIVE - LOUISVILLE, KY. 40294-2144
 PHONE: (502) 261-0444
 FAX: (502) 261-0446
 CONTACT: JIM DELOZIER
 (NOTE: ALL HARDWARE COMPLIES W/ SEC. 114 OF THE N.C.S.B.C.)

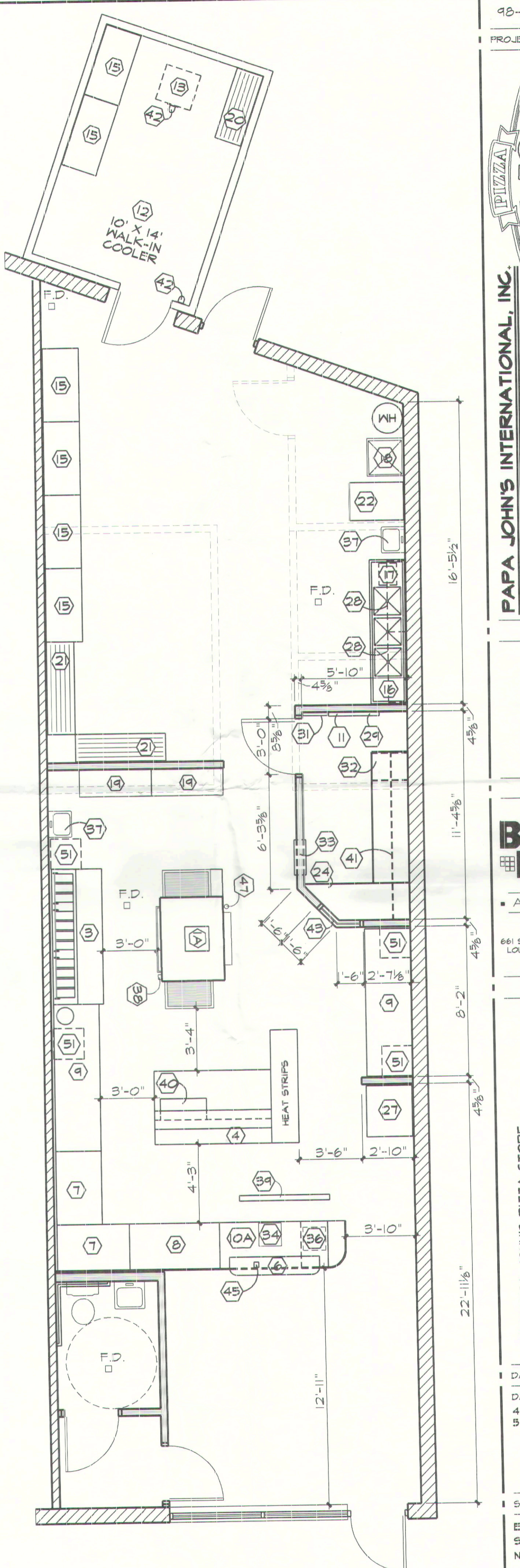


OFFICE WINDOW SCALE: 1/2" = 1'-0"

- NOTE: ALL NEW WALLS SHOWN SHADED
- NOTE: ALL EXIST. WALLS SHOWN HATCHED
- NOTE: ALL WALLS TO BE REMOVED SHOWN DASHED

CONTRACTOR OR OWNER TO VERIFY ALL DIMENSIONS AND CONDITIONS, PRIOR TO ERECTING WALLS AND STARTING CONSTRUCTION.

NEW PAPA JOHN'S PIZZA STORE:
 3275 AUSTIN PEAY BLVD.
 MEMPHIS, TN.



EQUIPMENT/FLOOR PLAN SCALE: 1/4" = 1'-0"

PROJECT NUMBER: _____
 PAPA JOHN'S PIZZA
 PAPA JOHN'S INTERNATIONAL, INC.
 11492 BLUEGRASS PARKWAY
 LOUISVILLE, KENTUCKY 40299
 BAY EVOC ARCHITECTURE
 SUITE 661 SOUTH HURST
 LOUISVILLE, KY 40228
 NEW PAPA JOHN'S PIZZA STORE:
 3275 AUSTIN PEAY BLVD.
 DATE REVISED: 4/30/98
 5/12/98
 SHEET TITLE: EQUIPMENT SCHEDULE
 SHEET NUMBER: _____