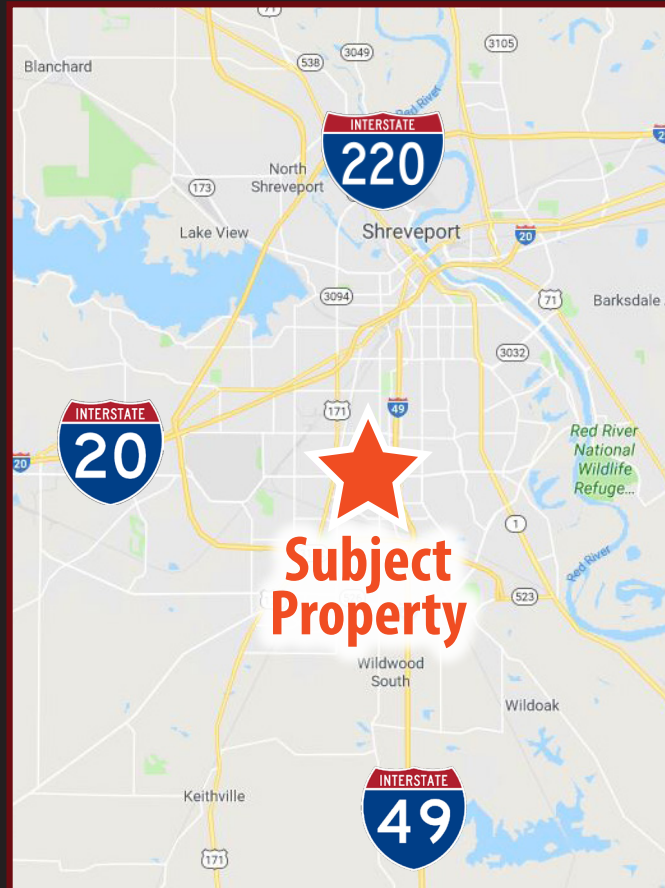




INDUSTRIAL BUILDING FOR LEASE

6705 WALLACE AVENUE, SHREVEPORT, LA 71106

- 17,618 SF building available
- 1.4+/- acres of land
- Showroom/office: 2,000 SF includes (2) restrooms, break room, (2) offices and showroom
- Warehouse: 15,618 SF fully insulated, lighting and skylights, heated, (1) restroom, eave height 23', 28' at the center
- Doors: 4 dock high (2) 10' x 10' and (2) 12' x 10' with dock leveling plates, 2 ramp doors (1) 10' x 10' and (1) drive in 12' x 16'
- Parking: 26 employee and visitor
- Security fencing with gates
- Video surveilled
- Year built: 1994
- Zoned I-1
- Lease base rent: \$8,500/mo. Mod. Gross (includes taxes & insurance)



For more information, contact:

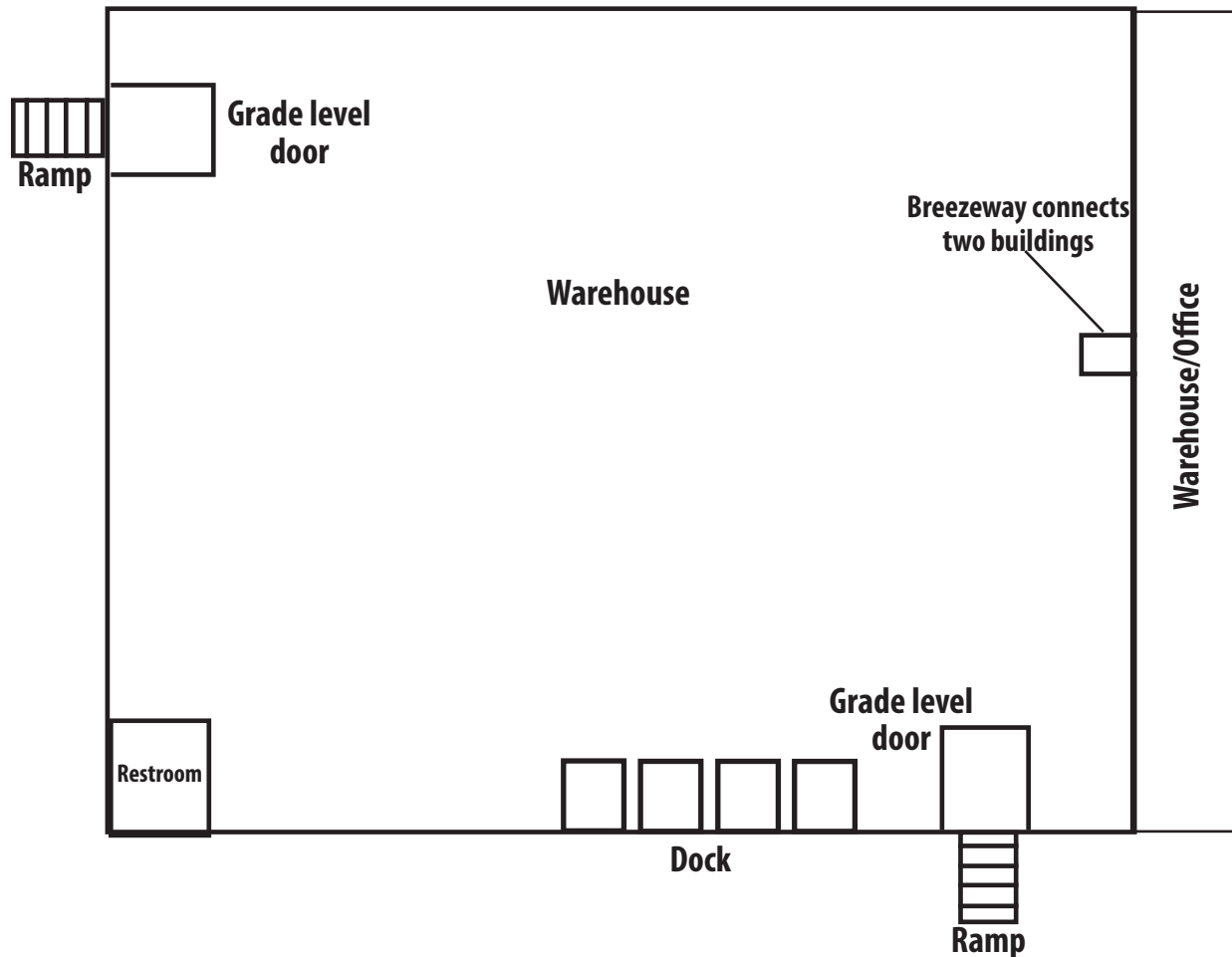
Michael Berlin, Associate Broker | 318.222.2244
mberlin@vintagerealty.com | vintagerealty.com

ALL INFORMATION CONTAINED HEREIN IS BELIEVED TO BE ACCURATE, BUT IS NOT WARRANTED AND NO LIABILITY OF ERRORS OR OMISSIONS IS ASSURED BY EITHER THE PROPERTY OWNER OR VINTAGE REALTY COMPANY OR ITS AGENTS AND EMPLOYEES. PRICES AS STATED HEREIN AND PRODUCT AVAILABILITY IS SUBJECT TO CHANGE AND/OR SALE OR LEASE WITHOUT PRIOR NOTICE, AND ALL SIZES AND DIMENSIONS ARE SUBJECT TO CORRECTION. REV 2/2026



INDUSTRIAL BUILDING FOR LEASE

6705 WALLACE AVE.
SHREVEPORT, LA 71129



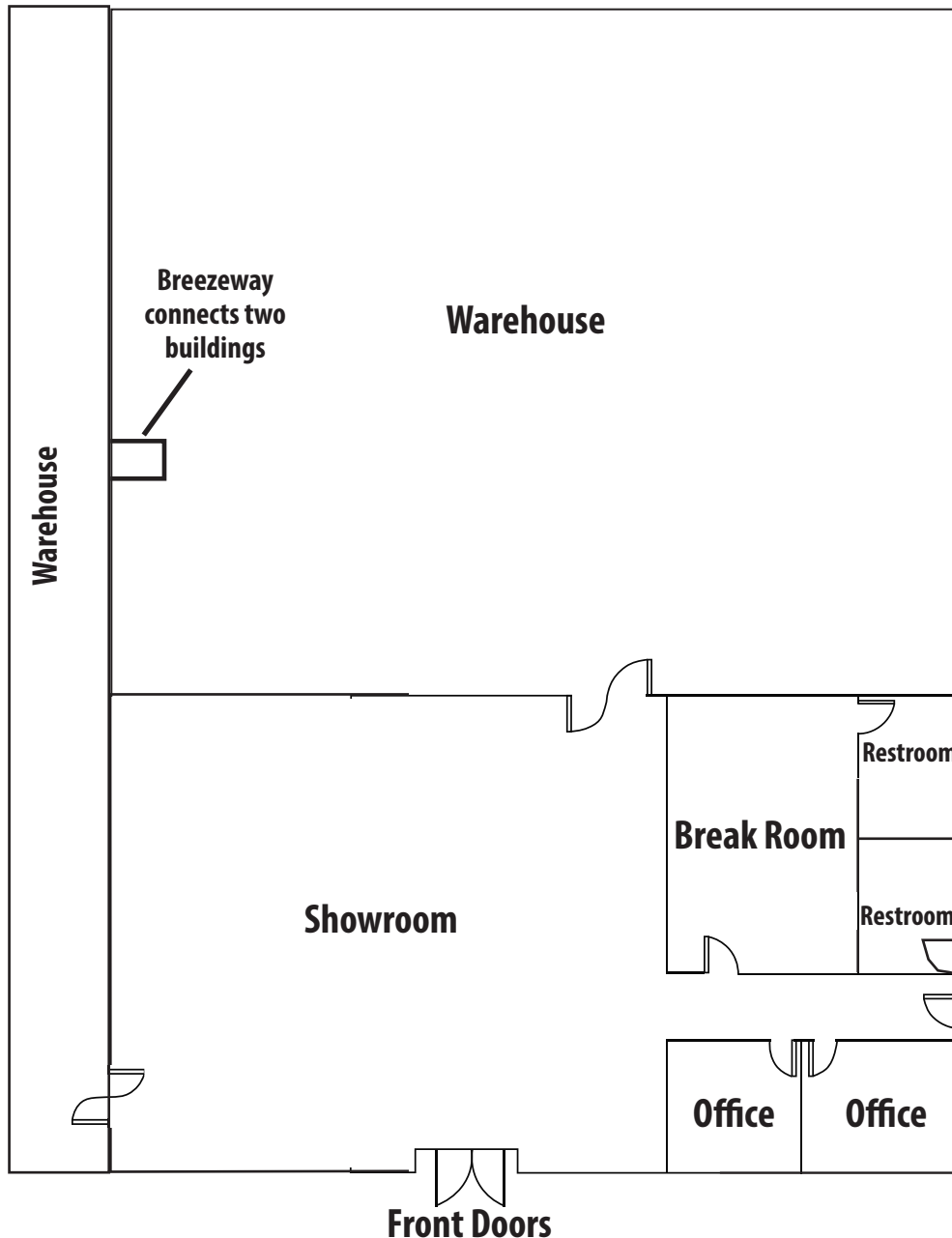
For More Information Contact:

Michael Berlin, Associate Broker | 318-222-2244
mberlin@vintagerealty.com | vintagerealty.com

ALL INFORMATION CONTAINED HEREIN IS BELIEVED TO BE ACCURATE, BUT IS NOT WARRANTED AND NO LIABILITY OF ERRORS OR OMISSIONS IS ASSURED BY EITHER THE PROPERTY OWNER OR VINTAGE REALTY COMPANY OR ITS AGENTS AND EMPLOYEES. PRICES AS STATED HEREIN AND PRODUCT AVAILABILITY IS SUBJECT TO CHANGE AND/OR SALE OR LEASE WITHOUT PRIOR NOTICE, AND ALL SIZES AND DIMENSIONS ARE SUBJECT TO CORRECTION.2/2026

INDUSTRIAL BUILDING FOR LEASE

6705 WALLACE AVE.
SHREVEPORT, LA 71129




For More Information Contact:

Michael Berlin, Associate Broker | 318-222-2244
mberlin@vintagerealty.com | vintagerealty.com

ALL INFORMATION CONTAINED HEREIN IS BELIEVED TO BE ACCURATE, BUT IS NOT WARRANTED AND NO LIABILITY OF ERRORS OR OMISSIONS IS ASSURED BY EITHER THE PROPERTY OWNER OR VINTAGE REALTY COMPANY OR ITS AGENTS AND EMPLOYEES. PRICES AS STATED HEREIN AND PRODUCT AVAILABILITY IS SUBJECT TO CHANGE AND/OR SALE OR LEASE WITHOUT PRIOR NOTICE, AND ALL SIZES AND DIMENSIONS ARE SUBJECT TO CORRECTION.2/2026

INDUSTRIAL BUILDING FOR LEASE

6705 WALLACE AVE.
SHREVEPORT, LA 71129



For More Information Contact:

Michael Berlin, Associate Broker | 318-222-2244
mberlin@vintagerealty.com | vintagerealty.com

ALL INFORMATION CONTAINED HEREIN IS BELIEVED TO BE ACCURATE, BUT IS NOT WARRANTED AND NO LIABILITY OF ERRORS OR OMISSIONS IS ASSURED BY EITHER THE PROPERTY OWNER OR VINTAGE REALTY COMPANY OR ITS AGENTS AND EMPLOYEES. PRICES AS STATED HEREIN AND PRODUCT AVAILABILITY IS SUBJECT TO CHANGE AND/OR SALE OR LEASE WITHOUT PRIOR NOTICE, AND ALL SIZES AND DIMENSIONS ARE SUBJECT TO CORRECTION. 2/2026