

830

E. 14TH PLACE
LOS ANGELES, CA 90021







PRICE REDUCED!
LEASE RATE: ~~\$0.99~~ \$0.85 PSF/MO GRS



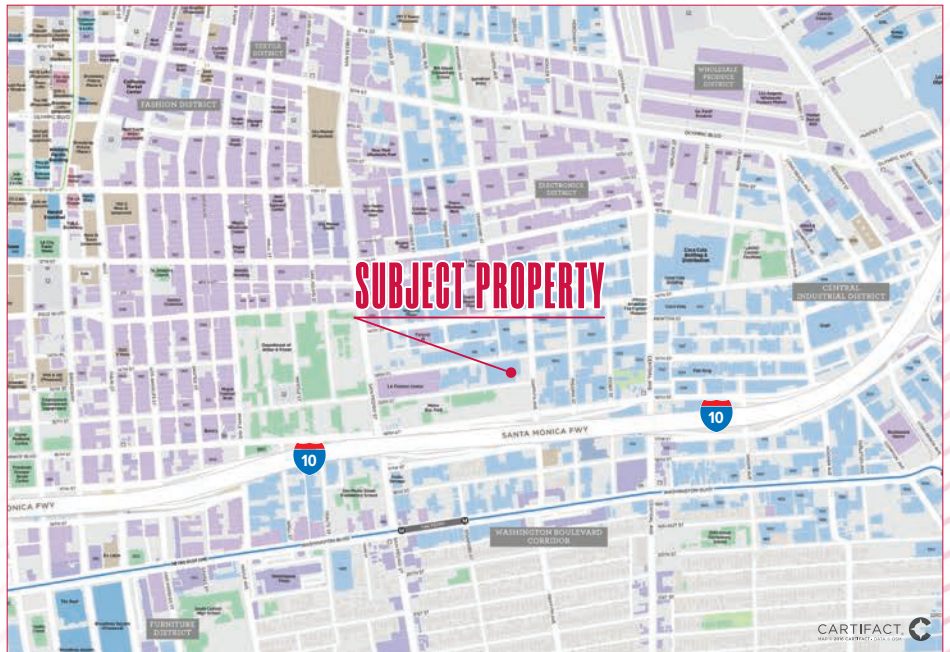
For Lease

±15,000-20,000 SQ. FT. OF INDUSTRIAL BUILDING AVAILABLE

Property HIGHLIGHTS

-  Single Story CTU Bldg in the Heart of the Garment District
-  20' High Ceilings
-  Access Via 14th Place
-  Dock High Loading & Ground Level Loading
-  One (1) Dock High Door with Two (2) Positions
-  Lunch Room and Showroom / Fenced, Secured Yard

LEASE RATE: \$12,750/Mo GRS (15,000 SF)
(~~\$0.99~~ \$0.85 PSF/Mo GRS)



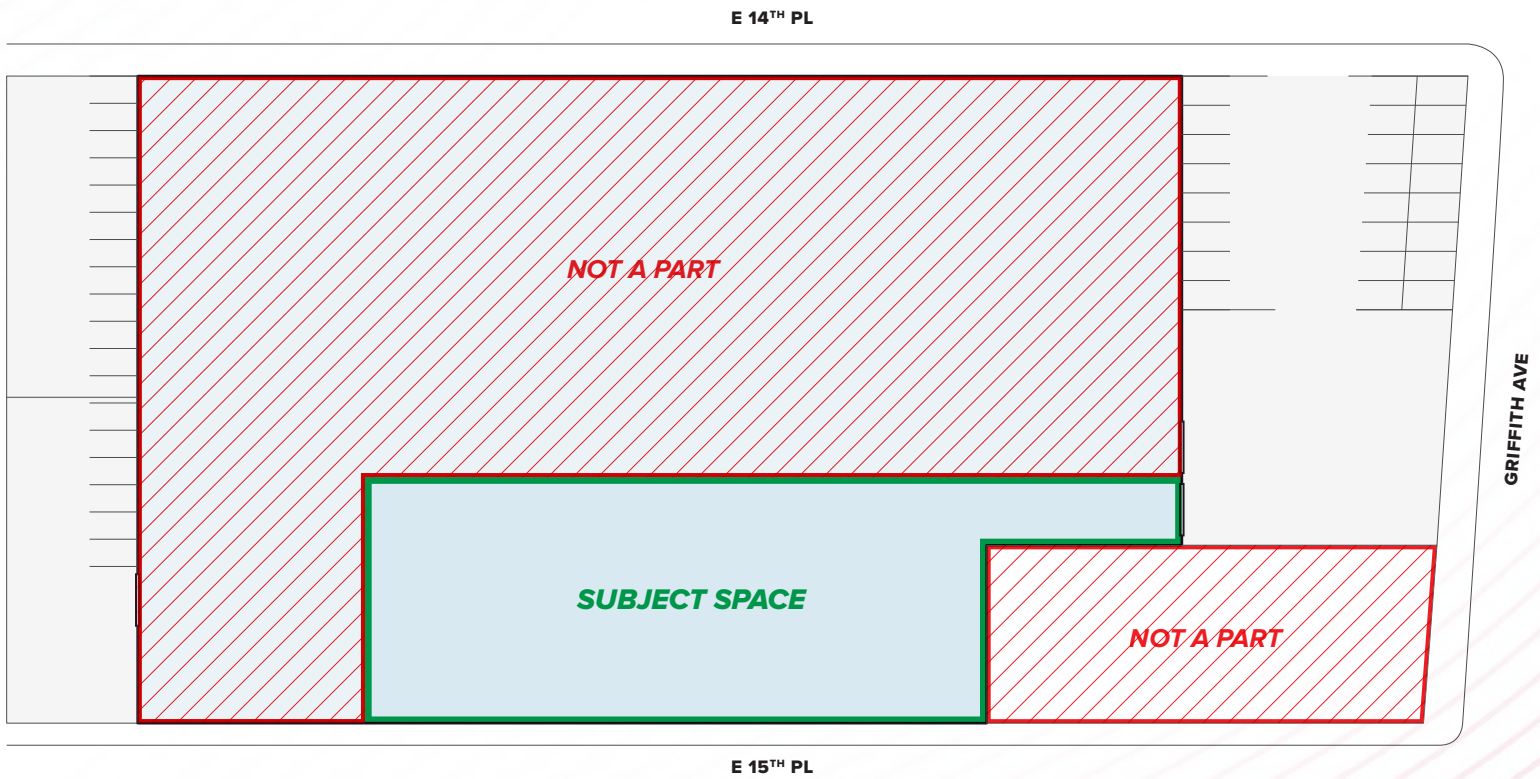
PETER D. BACCI
SIOR | Executive VP, Principal
pbacci@lee-associates.com
323.767.2022
LIC NO 00946253

Lee & Associates | Los Angeles Central
5675 Telegraph Rd, Ste 300, Commerce, CA 90040

LEE-ASSOCIATES.COM
CORP ID 01125429

830

E. 14TH PLACE
LOS ANGELES, CA 90021



NOTE: Drawings not to scale. All measurements and sizes are approximate.

SITE PLAN

PETER D. BACCI
SIOR | Executive VP, Principal
pbacci@lee-associates.com
323.767.2022
LIC NO 00946253

Lee & Associates | Los Angeles Central
5675 Telegraph Rd, Ste 300, Commerce, CA 90040

LEE-ASSOCIATES.COM
CORP ID 01125429

The information contained herein is obtained from sources believed to be reliable. However, we have not verified it and make no guarantees, warranties or representations as to the completeness or accuracy thereof. The presentation of this property is used for example and is submitted subject to errors, omissions, change of price or conditions, and is subject to prior sale, lease or withdrawal without notice.