

SITE
3,000 SF
ON 1.21 ACRES

PORT SAINT LUCIE, FL

6598 S US HWY 1

3,000 SF AVAILABLE FOR LEASE



PROJECT
DETAILS

PROPERTY HIGHLIGHTS

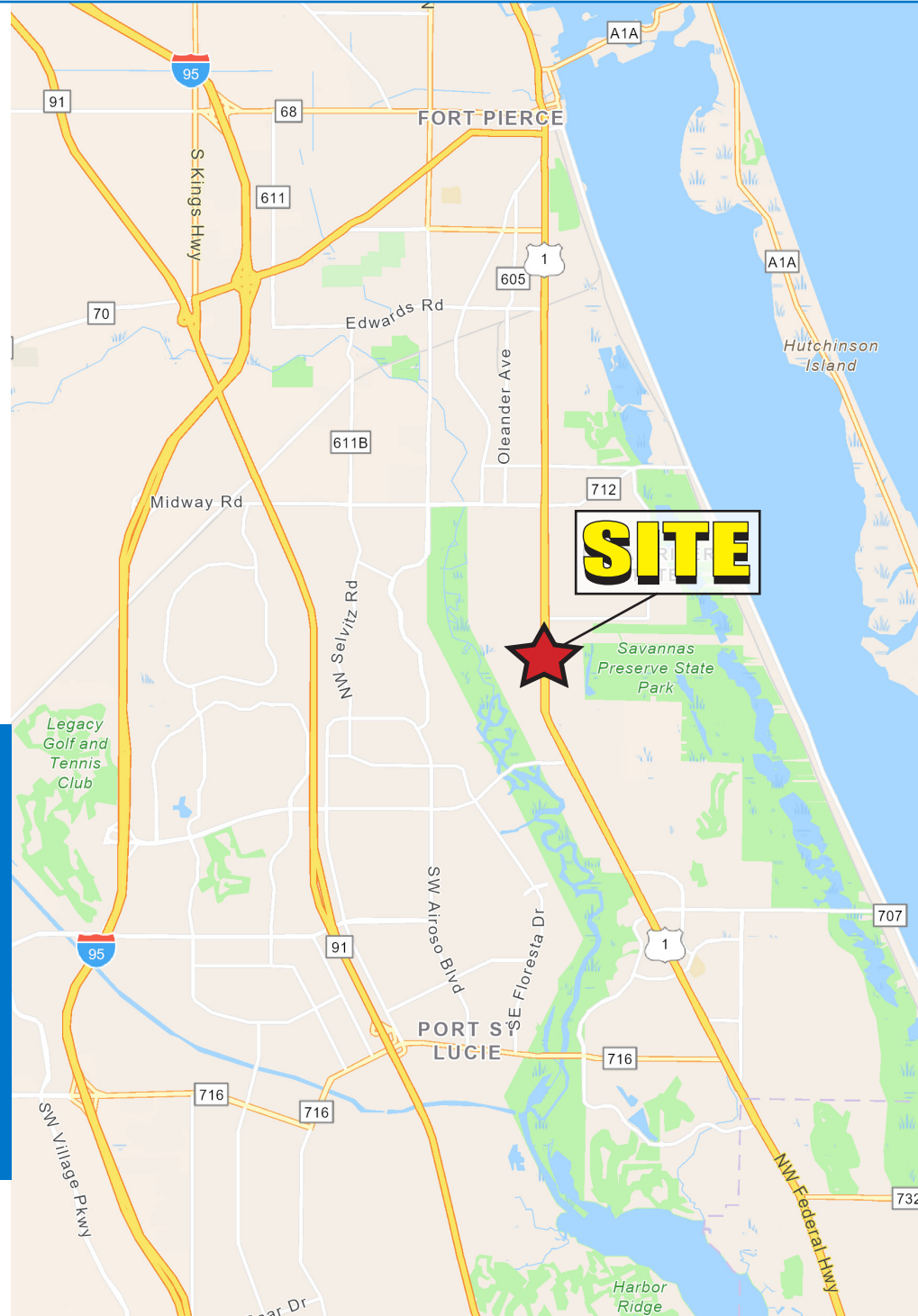
AVAILABLE SPACE 3,000 SF Freestanding building on 1.21 Acres




TRAFFIC COUNTS Highly visible site on US Highway 1
(32,000 ADT)

- PROPERTY HIGHLIGHTS**
- Newly renovated, second-generation restaurant space
 - Located at lighted intersection with drive through in place

COUNTY St Lucie County

MARKET Treasure Coast



DEMOGRAPHICS	1 MILE	3 MILE	5 MILE
 POPULATION	4,420	45,953	125,429
 DAYTIME POPULATION	2,043	12,841	41,006
 MEDIAN HH INCOME	\$57,569	\$57,033	\$58,182

AERIAL

TASTYKAKE

SITE

3,000 SF
ON 1.21 ACRES

32,000 ADT

2,700 ADT

Kitterman Rd

2,400 ADT

REBEL

St. Lucie
Draft House

PRIME
STORAGE

1

tropical
SMOOTHIE
CAFE

HURRICANE
GRILL & WINGS

CARDHOUSE
LIVE TABLE GAMES



SITE
AERIAL

SITE

3,000 SF
ON 1.21 ACRES

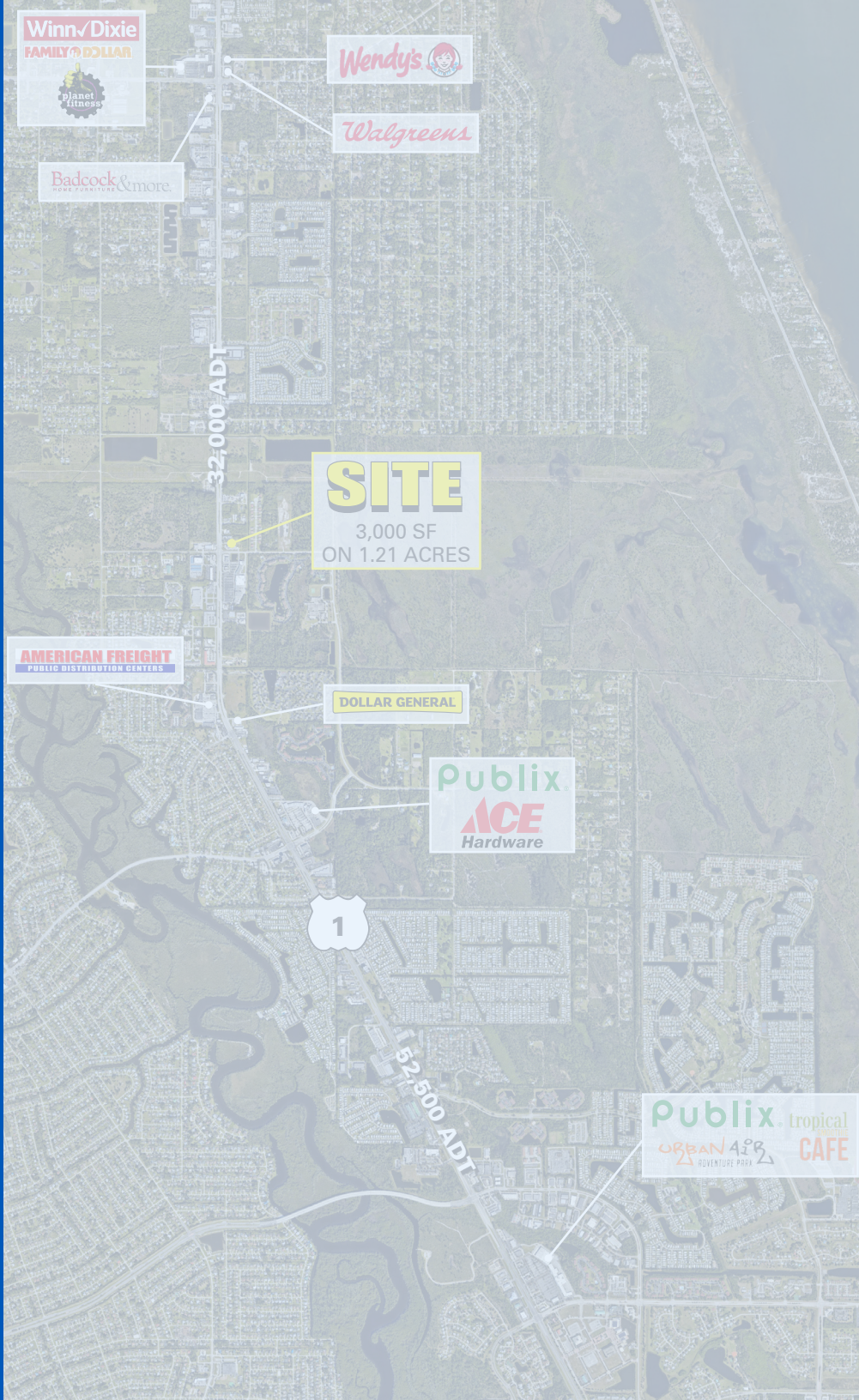
32,000 ADT

THE WHOPPER

Kitterman Rd

2,400 ADT

N



PORT SAINT LUCIE, FL

6598 S US HWY 1

3,000 SF AVAILABLE FOR LEASE

TRAVIS LANGHORST

561.424.3026
TLANGHORST@ATLANTICRETAIL.COM



**ALBANY
ATLANTA
BOSTON
CHARLOTTE
LOS ANGELES
NEW YORK CITY
ORLANDO
PITTSBURGH
WEST PALM BEACH**

HOLTEC BUILDING
1001 N US HWY ONE, SUITE 600
JUPITER, FL 33477
561.427.6699

WWW.ATLANTICRETAIL.COM

[LINKEDIN.COM/COMPANY/ATLANTIC-RETAIL-PROPERTIES](https://www.linkedin.com/company/atlantic-retail-properties)
[INSTAGRAM.COM/ATLANTIC_RETAIL/](https://www.instagram.com/atlantic_retail/)

