



THREE 4-STORY BUILDINGS
218,650 SF OFFICE CAMPUS



A CENTRALLY LOCATED, AMENITY-RICH OFFICE CAMPUS IN A LUSH, LANDSCAPED ENVIRONMENT

LEASING




20415 • 20425 • 20435 72ND AVE S
KENT, WA 98032

creekside-kent.com

OWNERSHIP







the right place for what's next

Creekside is strategically located in the center of Puget Sound's workforce. Easily accessible by four major highways and the Seattle-Tacoma International Airport, tenants can easily conduct business on a regional, national, or international basis. With convenient onsite amenities and ample parking, this serene location is the perfect setting for your workforce to thrive.

ON-SITE AMENITIES



AVANTI
SELF-SERVE MARKET



OUTDOOR
RELAXATION AREAS



SHOWER
FACILITIES



AMPLE PARKING
(4/1,000 SF)



PROPERTY
MANAGEMENT



BUILDING
CONFERENCE ROOMS

NEARBY AMENITIES



CHILD
CARE



FITNESS
CENTER



RETAIL
AND RESTAURANTS



SOUTHCENTER
MALL



METRO
STOPS



Southcenter Mall

10 minute drive

Macrina Bakery & Café

Map Legend

- Childcare
- Fitness
- Restaurants
- Cafes
- Hotels
- Bus Stops



Just Pho You

L&L Hawaiian Barbecue

Pita Pit

Starbucks

72nd Ave. S

77th Ave. South

84th Ave. South

68th Ave. South

Skooder's Hot Dog Co.

Bright Horizons Childcare

Vinason Pho Kitchen

Nikko Teriyaki

Katsu Burger

Aceintuno's Mexican Food

BBQ Pete's

Joe's Deli

SOUNDTRANSIT

Rachel's Body Shop Fitness Center

Arby's

Naya's Café

Besthour

Kickboxing

South 212th St.

72nd Ave. South

76th Ave. South

84th Ave. South

Amante Pizza & Pasta

McDonald's

BigFoot Java

All Fitness Kent

Jimmy Johns

Poke Bar

Paparepas Venezuelan Food

Green Valley Chinese Eatery

Hot Pho

La Bamba Mexican

Always Brewing Tap Room & Brewery

Subway

Gator Sports Bar

O'Brien

Kent Crossfit

N



where business meets connectivity

Centrally located in the growing Kent Valley at the nexus of Seattle, Bellevue, and Tacoma, Creekside is easily accessible via the I-5, I-405 & SR-167 highways, allowing your business to attract talent from many areas.








building one


SUITE	FLOOR PLAN	SIZE	COMMENTS	AVAILABLE
110	VIEW FLOOR PLAN	1,328 SF	Double door lobby exposure with two private offices, one conference room, open work space, a break room, and a reception area	3/1/2026
160	VIEW FLOOR PLAN	3,333 SF	Five private offices, open workspace, a kitchen, workroom, and a conference room	3/1/2026
220	VIEW FLOOR PLAN	 4,391 SF	Southwest corner suite with extensive window line. Open work space with large kitchen / break room, work room, three private offices, and two conference rooms	Vacant
240	VIEW FLOOR PLAN	1,147 SF	Northeast facing suite with open workspace, one private office and a kitchenette	Vacant
350	VIEW FLOOR PLAN	3,388 - 6,850 SF	Southwest facing suite with an extensive window line and open work space. Can be demised into 3,388 SF and 3,462 SF suites	Vacant
415	VIEW FLOOR PLAN	2,493 SF	Open workspace with two private offices and kitchenette	6/1/2026
470	VIEW FLOOR PLAN	2,020 SF	Open workspace with a conference room and kitchen	Vacant

building two

SUITE	FLOOR PLAN	SIZE	COMMENTS	AVAILABLE
210	VIEW FLOOR PLAN	 5,230 SF	Market ready northeast corner suite with seven private offices, three conference rooms, open workspace	Vacant
220	VIEW FLOOR PLAN	 1,787 SF	Market ready suite with open workspace, one private office, one meeting room, and a kitchenette	Vacant
300	VIEW FLOOR PLAN	 19,506 SF	White box condition, ready for tenant improvements	Vacant

building three

SUITE	FLOOR PLAN	SIZE	COMMENTS	AVAILABLE
100	VIEW FLOOR PLAN	2,649 SF	First floor suite with two private offices, a break room with a kitchenette, and open work space	8/1/2026
150	VIEW FLOOR PLAN	3,989 SF	First floor suite off of the window line with an extensive window line	Vacant
201	VIEW FLOOR PLAN	 5,479 SF	Northeast corner suite with elevator lobby exposure, nine private offices, a kitchen with a break room, and a conference room. Modern glass finishes	Vacant
300	VIEW FLOOR PLAN	3,293 SF	East facing suite with open workspace and a kitchenette	Vacant
350	VIEW FLOOR PLAN	3,134 SF	Northwest facing suite with open workspace, a conference room, private office, and kitchenette	Vacant
400	VIEW FLOOR PLAN	19,529 SF	Full floor with a mix of private offices, conference rooms, open workspace, and kitchen	Vacant





20415-20435 72nd Avenue S, Kent, WA
creekside-kent.com

LEASING



JAKE BOS
+1 425 974 4086
jake.bos@jll.com

BAILEY HALLIS
+1 425 974 4009
bailey.hallis@jll.com

OWNERSHIP



JLL disclaimer. Although information has been obtained from sources deemed reliable, neither Owner nor JLL makes any guarantees, warranties or representations, express or implied, as to the completeness or accuracy as to the information contained herein. Any projections, opinions, assumptions or estimates used are for example only. There may be differences between projected and actual results, and those differences may be material. The Property may be withdrawn without notice. Neither Owner nor JLL accepts any liability for any loss or damage suffered by any party resulting from reliance on this information. If the recipient of this information has signed a confidentiality agreement regarding this matter, this information is subject to the terms of that agreement. ©2025. Jones Lang LaSalle Brokerage, Inc. All rights reserved.