



3-PROPERTY PORTFOLIO OPPORTUNITY IN VICTORVILLE

14366, 14444, & 14464 ATSTAR DR | VICTORVILLE, CA 92395

TABLE OF CONTENTS

01

EXECUTIVE
SUMMARY

02


PROPERTY
OVERVIEW

03

FINANCIALS

04

LOCATION
OVERVIEW



Exclusively Listed by

DANE GARSON

Associate
424.653.1833
dane.garson@kidder.com

LIC N° 02143912

JAY MARTINEZ

Senior Vice President
424.653.1841
jay.martinez@kidder.com

LIC N° 01367663

ELIZABETH CLARK

Senior Vice President
424.653.1820
elizabeth.clark@kidder.com

LIC N° 01811246

KIDDER.COM



The information contained in the following Marketing Brochure is proprietary and strictly confidential. It is intended to be reviewed only by the party receiving it from Kidder Mathews and should not be made available to any other person or entity without the written consent of Kidder Mathews.

This Marketing Brochure has been prepared to provide summary, unverified information to prospective purchasers, and to establish only a preliminary level of interest in the subject property. The information contained herein is not a substitute for a thorough due diligence investigation. Kidder Mathews has not made any investigation, and makes no warranty or representation, with respect to the income or expenses for the subject property, the future projected financial performance of the property, the size and square footage of the property and improvements, the presence or absence of contaminating substances, PCB's or asbestos, the compliance with State and Federal regulations, the physical condition of the improvements thereon, or the financial condition or business prospects of any tenant, or any tenant's plans or intentions to continue its occupancy of the subject property. The information contained in this Marketing Brochure has been obtained from sources we believe to be reliable; however, Kidder Mathews has not verified, and will not verify, any of the information contained herein, nor has Kidder Mathews conducted any investigation regarding these matters and makes no warranty or representation whatsoever regarding the accuracy or completeness of the information provided. All potential buyers must take appropriate measures to verify all of the information set forth herein.

This information has been secured from sources we believe to be reliable. We make no representations or warranties, expressed or implied, as to the accuracy of the information. References to square footage or age are approximate. Recipient of this report must verify the information and bears all risk for any inaccuracies.



EXECUTIVE SUMMARY

PREMIER BIG BOX ANCHOR SHOPPING CENTER OPPORTUNITY ON SHADOWING COSTCO

Kidder Mathews is pleased to present 14366, 14444, and 14464 Atstar Dr in Victorville CA for sale. This exclusive offering is available to be purchased individually or as a assemblage/portfolio play with the adjacent properties. The big box retail piece is approximately 86,000 SF on about a 280,000 SF footprint. This is ideal for a retail repositioning play or owner operator. Filling the anchor space will trickle down to higher occupancy within the multi-tenant retail components. The strip center at 14464 Atstar makes up approximately 25,000 SF of building situated on approximately 82,000 SF of land. The center is a true value-add opportunity with a 6.33% CAP rate in place with immediate upside filling the 38% vacancy.

Additionally, 14366 Atstar Dr is a single tenant outparceled restaurant whose lease ends in October 2024. Considering the properties are shadow-anchored to Costco; this assemblage is a rare opportunity to purchase at a low price per square foot with tremendous upside. In the event a strong national or regional credit tenant moves into the anchor big box space, this allows for large uptick on the amount of rent one could ask for the strip center retail spaces.



INVESTMENT HIGHLIGHTS

Opportunity to assemble adjacent parcels in portfolio purchase or acquire individually

Value-add opportunity with decent in place cash flow

Single-tenant outparceled restaurant has lease coming due this year

Primed for owner-user or retail repositioning

Low price per SF on heavy trafficked retail throughfare

Costco shadow anchored to the North



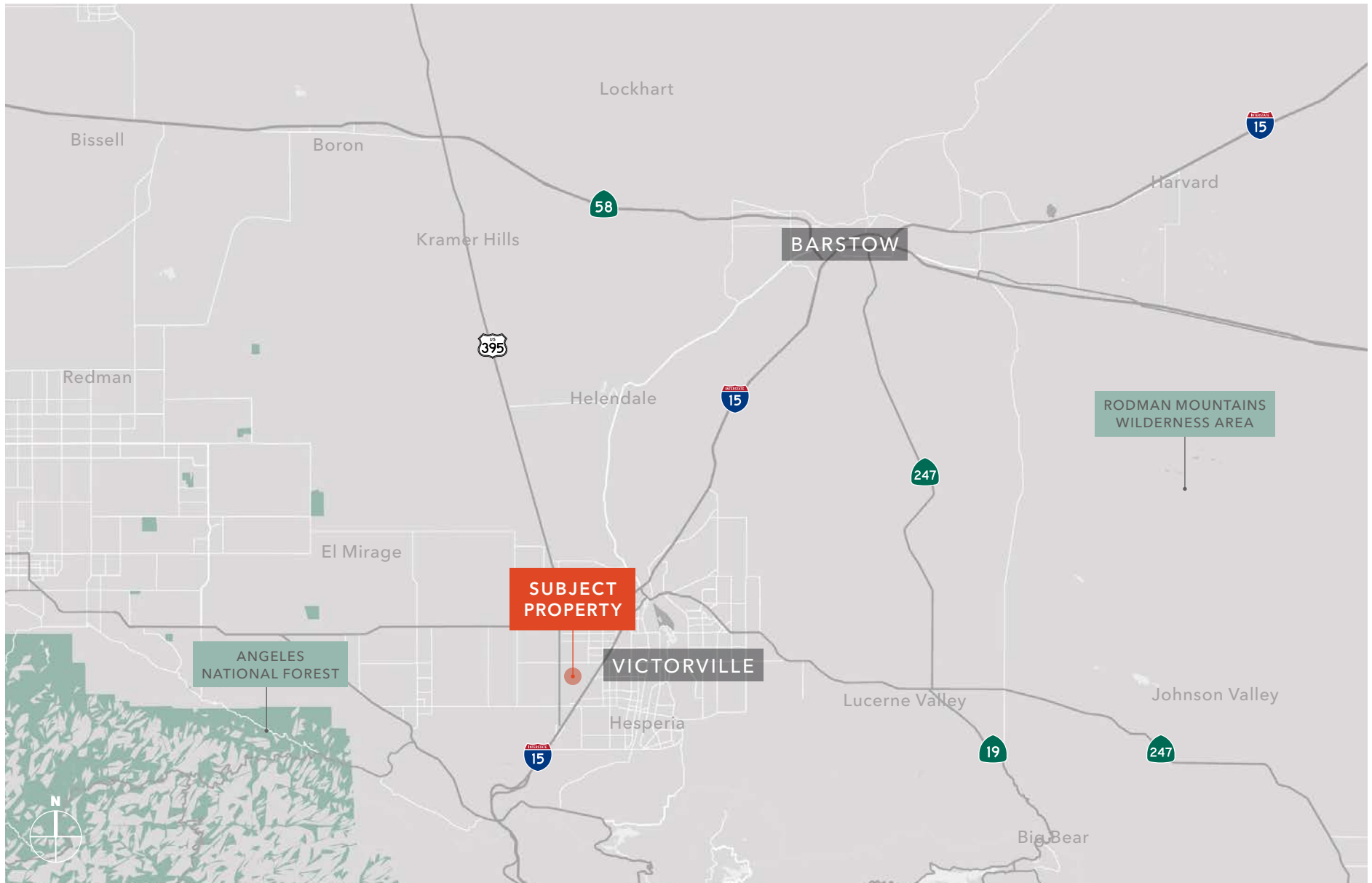



PROPERTY OVERVIEW

PROPERTY OVERVIEW



PROPERTY OVERVIEW





FINANCIALS

14444 ASTAR DR

PROPERTY OVERVIEW

Asking Price	\$7,199,000
Pro Forma Cap Rate	7.32%
Building PSF	\$83.10
Land PSF	\$25.62
Building Size	±86,628 SF
Lot Size	±281,045 SF



RENT ROLL

TENANT DETAILS					PRO FORMA		
Unit	Tenant	Space Use	SF	SF %	Base Rent	PSF	Lease Type
14444	(Vacant) Howard's Prior	Retail	86,628 SF	100.0%	\$47,645.40	\$0.55	NNN
Monthly Total			86,628 SF		\$47,645.40	\$0.55 Avg	
Annual Total					\$571,744.80	\$6.60 Avg	

14464 ASTAR DR

PROPERTY OVERVIEW

Asking Price	\$2,600,000
Current In Place Cap Rate	6.2%
Pro Forma Cap Rate	14.93%
Building PSF	\$104.92
Land PSF	\$31.74
Building Size	±24,780 SF
Lot Size	±81,892 SF



RENT ROLL

Unit	Tenant	Rentable Area	Monthly Rent	PSF	CAM	Commencement	Lease Expiration Date	Total
201	Optimal Fitness (Cross Fit)	2,940	\$3,898.81	\$1.32/SF	\$735.00	03/01/22	03/01/27	\$4,633.81
202	El Charro Oaxaca Mexican Rest	1,540	\$1,871.88	\$1.21/SF	\$0.00	01/31/17	10/31/30	\$1,871.88
203	Vacant since entry	1,540	\$0.00		\$0.00	Vacant	Vacant	\$0.00
204	Vacant	1,120	0.00					
205	Vacant since entry	1,120	\$0.00		\$0.00	Vacant	Vacant	\$0.00
206	Vacant since entry	1,540	\$0.00		\$0.00	Vacant	Vacant	\$0.00
209	The CAMP Another operator taking over	3,320	0.00					0.00
210	Furniture Tenant Moving In	3,360	0.00		\$0.00	Vacant	Vacant	\$0.00
101A	Comedy	3,550	\$5,500				Vacant	
101B	Hispanic Boot/Hat Market	4,624	\$6,704.80	\$1.44/SF	\$1,618.40	05/01/23	05/31/27	\$8,323.20
Total Monthly			\$17,975.49					
Total Annually			\$215,705.88					

FINANCIALS

ANNUALIZED OPERATING DATA

	Current	Pro Forma
Potential Base Rent	\$209,514	\$414,436
CAM Recoveries	\$55,839	\$108,990
Other Income	\$0.00	\$0.00
Gross Potential Income	\$265,353	\$523,425
Less: Vacancy (5%)	\$0.00	(\$26,171)
Other Income	\$0.00	\$0.00
Effective Gross Income	\$265,353	\$497,254
Operating Expenses	(\$100,793)	(\$108,990)
Expense Ratio (EGI)	38%	21.9%
Net Operating Income	\$164,560	\$388,264



OPERATING EXPENSES

	Current	PSF	Pro Forma	PSF	Calculations
Real Estate Taxes (1.25%)	\$32,500	\$1.33	\$32,500	\$1.33	1.25% of Suggested Asking Price
Insurance	\$11,004	\$0.45	\$11,004	\$0.45	\$0.45 Per SF (Annual)
Utilities	\$9,782	\$0.40	\$9,782	\$0.40	\$0.40 Per SF (Annual)
Trash Removal	\$9,782	\$0.40	\$9,782	\$0.40	\$0.40 Per SF (Annual)
Grounds Maintenance	\$6,114	\$0.25	\$6,114	\$0.25	\$0.25 Per SF (Annual)
Repairs & Maintenance	\$18,341	\$0.75	\$18,341	\$0.75	\$0.75 Per SF (Annual)
Management Fee (4%)	\$8,381	\$0.34	16,577	\$0.68	4% of Potential Base Rent
Capital Reserves	\$4,891	\$0.20	\$4,891	\$0.20	\$0.20 Per SF (Annual)
Total Operating Expenses	\$100,793	\$4.12	\$108,990	\$4.46	

14366 ATSTAR DR

PROPERTY OVERVIEW

Asking Price	\$1,100,000
Building PSF	\$274.17
Land PSF	\$43.47
Building Size	±4,012 SF
Lot Size	±25,300 SF



RENT ROLL

Unit	Tenant	Rentable Area	Monthly Rate SF	Move in Date	Lease Expiration Date	Monthly Rent	CAM
14366	La Islas Marias Restaurant	3,978	\$1.21/SF	10/15/19	10/15/24	\$4,835.28	994.50
Total with CAM						\$5,829.78	994.50



LOCATION OVERVIEW



VICTORVILLE HAS A GROWING COMMUNITY

Located in Southern California at the high-point between Los Angeles and Las Vegas, Victorville is the leading city for both industry and retail in the High Desert region.

Victorville is a growing, vibrant community that is home to approximately 135,000 residents and some of the area's largest employers. The city is situated 82 miles northeast of Los Angeles, and is surrounded by the nearby communities of Adelanto, Apple Valley and Hesperia. Clean air, abundant mountain vistas, family-friendly recreational activities, spectacular sunsets and breathtaking night skies entice locals and visitors alike to fall in love with our City. We're within a few hours of SoCal beaches, National Parks, mountain retreats, and other major attractions; and Ontario International Airport is less than an hour away.

78.1K

TOTAL POPULATION
(3 MI RADIUS)

24.6K

TOTAL HOUSEHOLDS
(3 MI RADIUS)

\$67K

AVG HH INCOME
(3 MI RADIUS)

VICTORVILLE, CA

High Desert living in Victorville offers outstanding opportunities for plentiful, secure employment, home ownership, higher education, safe neighborhoods and nearby desert, lake and mountain recreation. Victorville has 20 parks, a municipal golf course, highly-rated schools and truly affordable housing, from entry-level to executive housing.

THERES ALWAYS A LOT TO DO

Victorville lies at the heart of Southern California attractions, from beautiful beaches on the Pacific coast to hiking, camping and skiing in the San Bernardino Mountains. Outdoor activity is a mainstay in weather-friendly Victorville. Year-round moderate

temperatures make it perfect for swimming, golf, team sports and children’s activities. With 20 city parks, including the 52-acre Rockview Nature Park, discovering outdoor fun is easy in Victorville.

Retail at your Doorstep

With rapid growth comes the need for more commercial development, and Victorville is the shopping destination of the High Desert. Major retail outlets include the 500,000 sq. ft. Mall of Victor Valley, Dunia Plaza just south of the Mall of Victor Valley and the Desert Plazas at I-15 and Roy Rogers. Victorville also supports numerous neighborhood shopping centers.

Dining Options in Victorville

Dining options are varied and Victorville’s Restaurant Row includes establishments such as Chili’s, Applebee’s, Panera Bread, Pancho Villa’s, Mimi’s Café and Roadhouse Bar & Grill.

Experience High Season Changes

Victorville’s high desert is the ideal place to live, work and play any time of year. At 2,875 feet above sea level, Victorville’s dry, high desert climate welcomes a taste of all seasons, from cool springs and falls, hot, sunny summers and winters that sometimes bring light snow. Average rainfall is approximately 3.9 inches per year. Summer temps can reach the 100s.



DEMOGRAPHICS

POPULATION

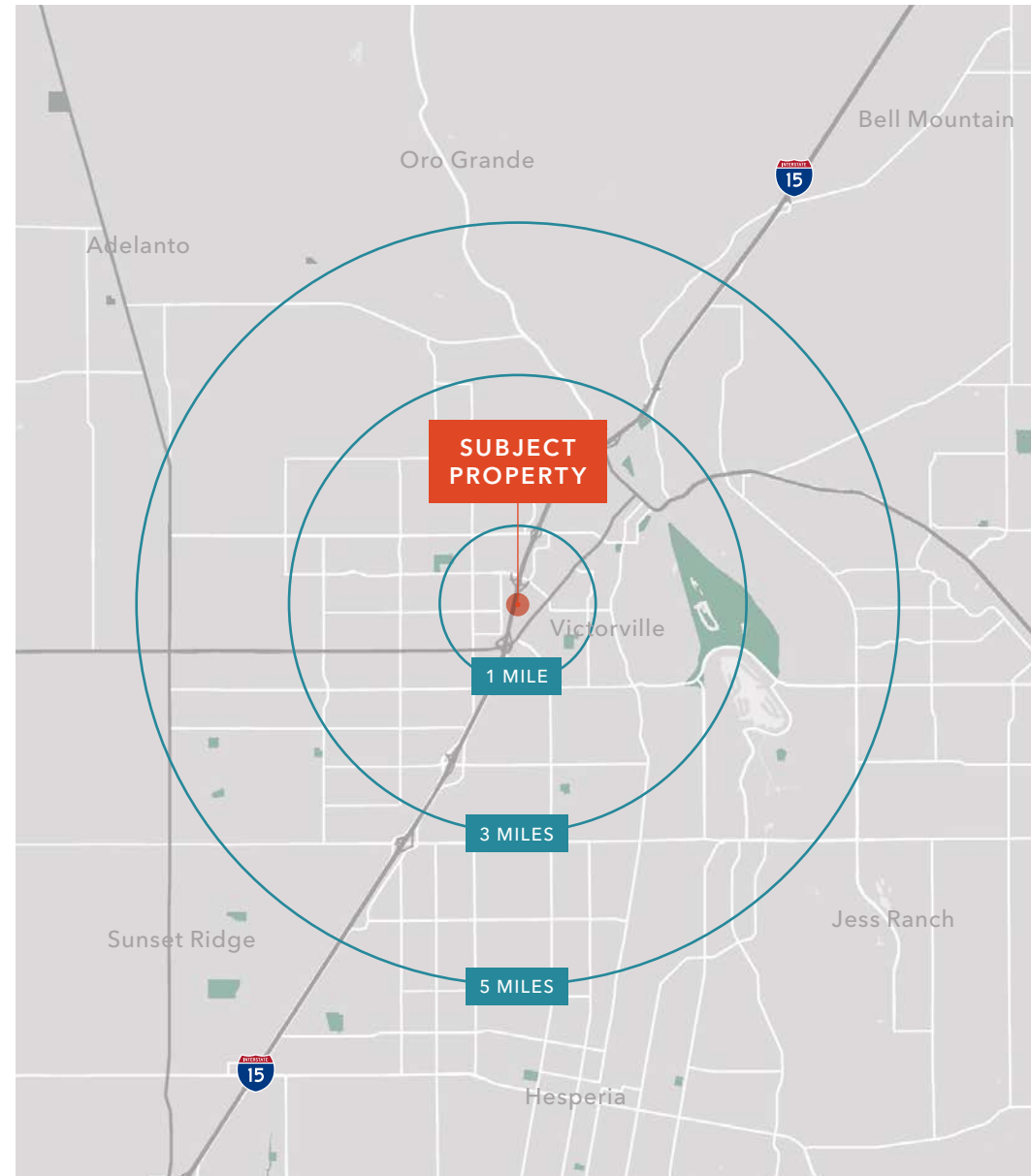
	1 Mile	3 Miles	5 Miles
2010 POPULATION	9,443	64,459	136,144
2023 POPULATION	10,421	78,115	161,046
2028 PROJECTION	10,579	80,438	165,251
ANNUAL GROWTH 2010-2023	0.8%	1.6%	1.4%
PROJECTION 2023-2028	0.3%	0.6%	0.5%

HOUSEHOLDS

	1 Mile	3 Miles	5 Miles
2010 HOUSEHOLDS	2,901	19,988	41,684
2023 HOUSEHOLDS	3,255	24,661	50,163
2028 PROJECTION	3,313	25,452	51,587
ANNUAL GROWTH 2010-2023	0.7%	1.4%	1.3%
PROJECTION 2023-2028	0.4%	0.6%	0.6%

INCOME & EMPLOYMENT

	1 Mile	3 Miles	5 Miles
AVG HOUSEHOLD INCOME	\$48,474	\$67,469	\$79,355
MEDIAN HOUSEHOLD INCOME	\$33,560	\$49,322	\$60,216
TOTAL EMPLOYEES	5,793	21,888	43,817
TOTAL BUSINESSES	748	3,135	5,885



Exclusively listed by

DANE GARSON

Associate

424.653.1833

dane.garson@kidder.com

LIC N° 02143912

JAY MARTINEZ

Senior Vice President

424.653.1841

jay.martinez@kidder.com

LIC N° 01367663

ELIZABETH CLARK

Senior Vice President

424.653.1820

elizabeth.clark@kidder.com

LIC N° 01811246

KIDDER.COM

