



FOR LEASE/SALE | **1,110,759 SF**
248 TUPPERWARE RD | **HEMINGWAY, SC**

KURT JENSEN 262-308-0008 | KURT@PHOENIXINVESTORS.COM



PHOENIX
INVESTORS

Opportunity. Execution. Value Creation.

This document has been prepared by Phoenix Investors for advertising and general information only. Phoenix Investors makes no guarantees, representations, or warranties of any kind, expressed or implied, regarding the information including, but not limited to, warranties of content, accuracy, and reliability.



PROPERTY HIGHLIGHTS



**FULLY SECURED
WITH FENCING
& GUARDSHACK**



**FULLY AIR
CONDITIONED**



**BUILDING IS
EXPANDABLE**



**MULTIPLE RAIL
SPURS**




25 MVA POWER



PROPERTY DETAILS

248 TUPPERWARE RD | HEMINGWAY, SC

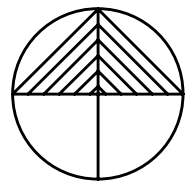
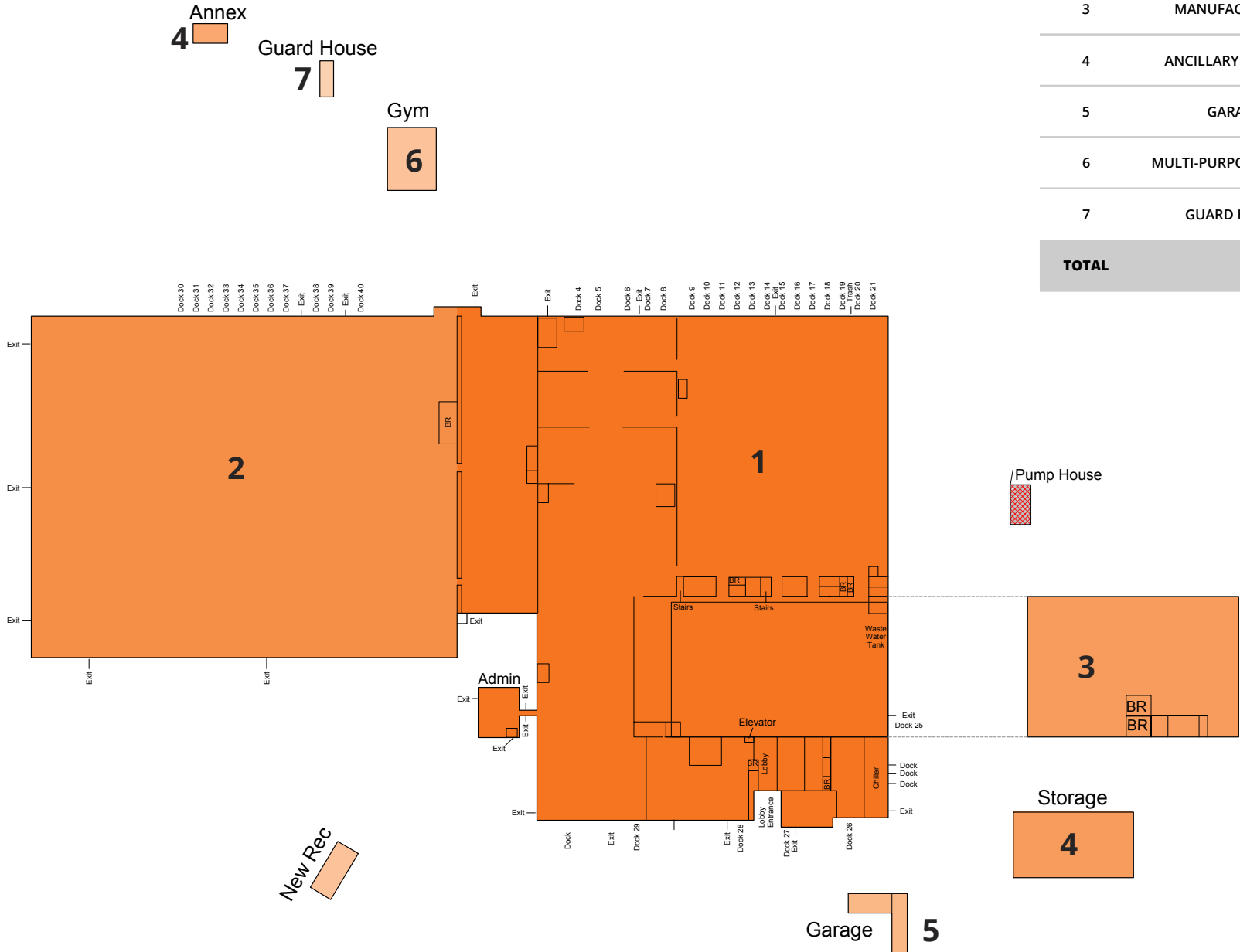
BUILDING SIZE	1,110,759 SF
DOCK DOORS	40
DRIVE-IN DOORS	4
CRANES	Various Sizes
CLEAR HEIGHT	32'
FLOORS	8" Reinforced Concrete
YEAR BUILT	1976
FIRE SUPPRESSION	Wet
POWER	25 MVA
PARKING	400 Auto Spaces
LAND AREA	137 Acres
ZONING	Heavy Industrial
PARCEL ID	45-453-003 45-453-003.001 45-453-109 45-453-110
RAIL ACCESS	Rail Spur via CSXT with Multiple Rail Doors
ADDITIONAL FEATURES	Chillers, Cooling Towers, Existing Compressors, Boilers, Pellet Silos, & Clean Lab Space



FLOOR PLAN

248 TUPPERWARE RD | HEMINGWAY, SC

NUMBER	SPACE DESIGNATION	SQUARE FEET
1	MANUFACTURING	568,457 SF
2	WAREHOUSE	411,642 SF
3	MANUFACTURING	88,200 SF
4	ANCILLARY STORAGE	25,520 SF
5	GARAGE	2,960 SF
6	MULTI-PURPOSE W/ GYM	13,680 SF
7	GUARD HOUSE	300 SF
TOTAL		1,110,759 SF



LOCATION MAP

248 TUPPERWARE RD | HEMINGWAY, SC

CHARLESTON, SC	82 MILES
COLUMBIA, SC	100 MILES
WILMINGTON, NC	123 MILES
CHARLOTTE, NC	149 MILES
SAVANNAH, GA	177 MILES

