

Industrial | For Lease

CBRE

Sand Island Center

Unit R-12A

111 Sand Island Access Road
Bay R-12A
Honolulu, HI 96819
www.cbre.com/hawaii

THE
RMR
GROUP



Property Description

Sand Island Center is a retail and industrial neighborhood center catering to local businesses and residents.


- Small office
- Private restroom in space (Mens and Womens)
- Roll-up door
- Secure location
- Clean warehouse space
- Insulated & Fully AC Warehouse
- Heavy power with 480-volt and ample amps
- On-site security
- Fully Fire Sprinklered
- Container loading area
- Convenient location
- Easy access to H-1, Nimitz, airport and downtown
- NO AUTO-RELATED BUSINESSES ALLOWED

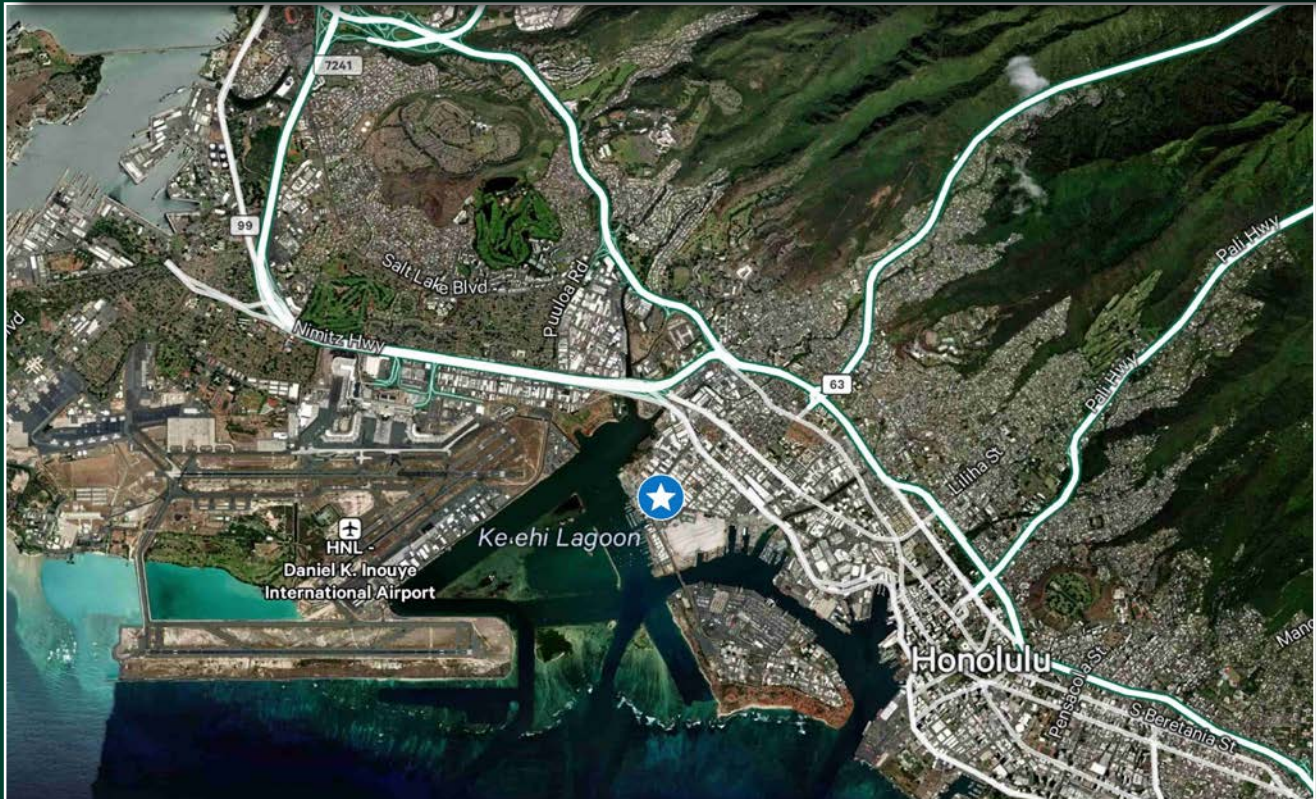
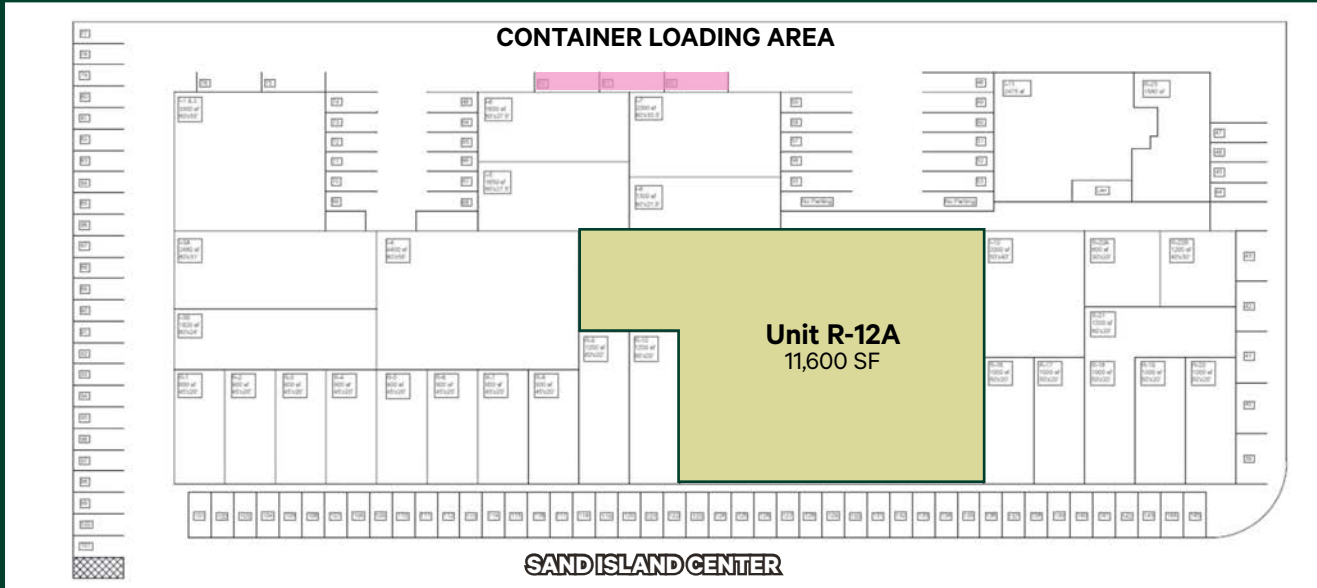
Property Details

| | |
|---------------------|------------------------------------|
| Zoning: | I-2 |
| Size (approximate): | 11,600 SF |
| Base Rent: | \$1.00/SF/month + annual increases |
| OpEx: | \$1.35/SF/month (2025) |
| Term: | 3+ years |
| Available: | Now |
| Parking: | 11 stalls |



Virtual Tour





Contact Us

Jie Ming Xie

Vice President

+1 808 541 5154

jie.xie@cbre.com

Lic. RS-73904

CBRE, Inc. | RB-20142

© 2025 CBRE, Inc. All rights reserved. This information has been obtained from sources believed reliable, but has not been verified for accuracy or completeness. You should conduct a careful, independent investigation of the property and verify all information. Any reliance on this information is solely at your own risk. CBRE and the CBRE logo are service marks of CBRE, Inc. All other marks displayed on this document are the property of their respective owners, and the use of such logos does not imply any affiliation with or endorsement of CBRE. Photos herein are the property of their respective owners. Use of these images without the express written consent of the owner is prohibited.

JMX:RMP_ID53_111SIAR-Unit R12A_10.06.25

www.cbre.com/hawaii

CBRE