


FOR LEASE

750 PARK BLVD  
SAN DIEGO, CA 92101



## PROPERTY SUMMARY

This 10,000 SF open concept commercial space is situated in the heart of San Diego's vibrant East Village. With direct access to the San Diego Trolley, heavy foot traffic from nearby attractions like Petco Park, and proximity to thousands of new residential units, this location provides an unparalleled opportunity to establish your brand in one of Southern California's most dynamic urban centers.

- Premium East Village Location – Situated in one of San Diego's fastest-growing urban neighborhoods, just a few blocks from Petco Park and the Gaslamp Quarter.
- Expansive 10,000 SF Space – Flexible layout ideal for retail, creative office, fitness, or showroom use.
- High Visibility – Floor-to-ceiling windows and more than 100 feet of frontage along Park Blvd provide excellent branding opportunities.

Building SqFt 10,000 SqFt

Year Built 1960

Lot Size (acres) 0.22

Parcel ID 535-133-09-00

Zoning Type Commercial

County San Diego

Frontage 103.00 Ft



Imagery ©2025 Airbus, CNES / Airbus, Maxar Technologies, Vexcel Imaging US, Inc.

### DANE BITTERLIN

Senior Vice President

Direct: 619-890-3263

dbitterlin@bitterlin.com

License #: 02225020

### MARK BITTERLIN

President

Direct: 619-851-8079

mbitterlin@bitterlin.com

License #: 01183827



Bitterlin Companies, Inc.

3990 Old Town Avenue, Suite B101  
San Diego, CA 92110

Office: 619-718-6565

FOR LEASE

750 PARK BLVD  
SAN DIEGO, CA 92101

SPACE	SPACE USE	LEASE RATE	LEASE TYPE	SIZE(SF)	TERM
#750	Commercial	\$ 1.50 SF/Mo	Negotiable	10,000 SF	Negotiable

**DANE BITTERLIN**  
Senior Vice President  
  
Direct: 619-890-3263  
dbitterlin@bitterlin.com  
License #: 02225020

**MARK BITTERLIN**  
President  
  
Direct: 619-851-8079  
mbitterlin@bitterlin.com  
License #: 01183827



Bitterlin Companies, Inc.  
3990 Old Town Avenue, Suite B101  
San Diego, CA 92110  
Office: 619-718-6565



**FOR LEASE**

750 PARK BLVD  
SAN DIEGO, CA 92101



**DANE BITTERLIN**

Senior Vice President

Direct: 619-890-3263

[dbitterlin@bitterlin.com](mailto:dbitterlin@bitterlin.com)

License #: 02225020

**MARK BITTERLIN**

President

Direct: 619-851-8079

[mbitterlin@bitterlin.com](mailto:mbitterlin@bitterlin.com)

License #: 01183827



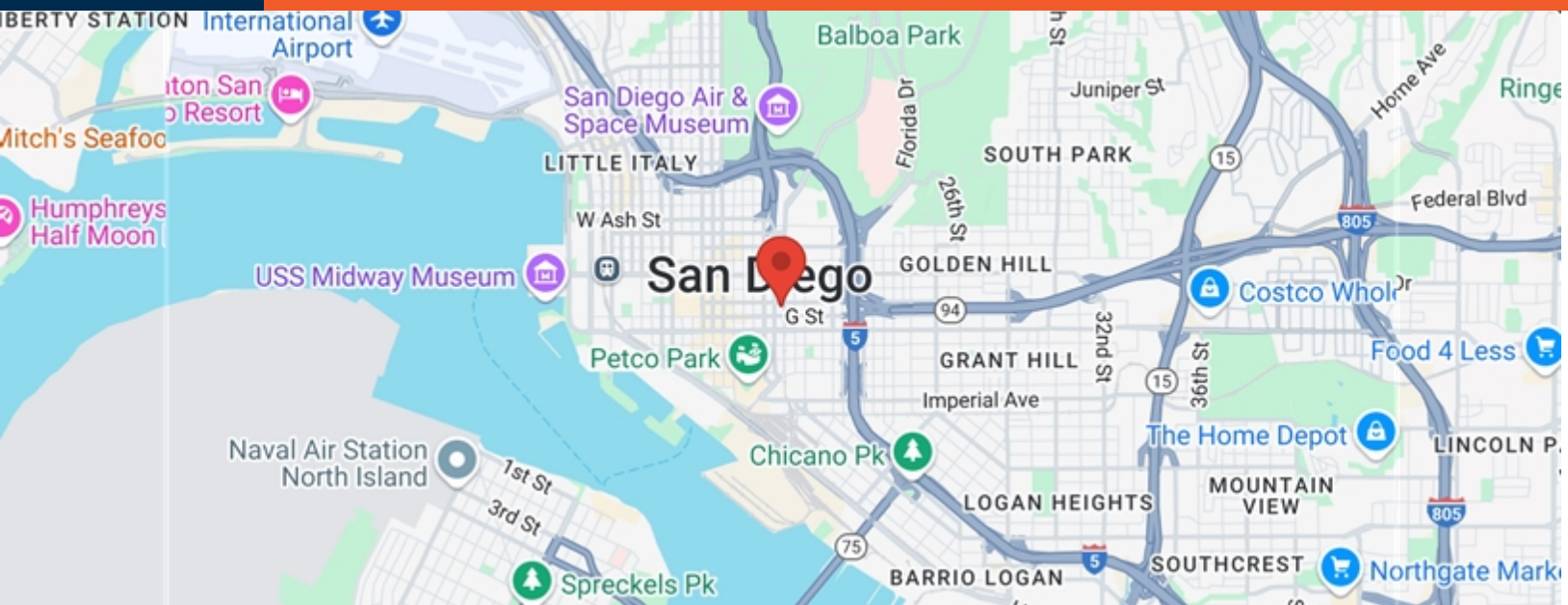
Bitterlin Companies, Inc.

3990 Old Town Avenue, Suite B101  
San Diego, CA 92110

Office: 619-718-6565

FOR LEASE

750 PARK BLVD  
SAN DIEGO, CA 92101



POPULATION	1 MILE	3 MILE	5 MILE
2000 Population	31,231	174,834	453,403
2010 Population	41,924	185,427	469,629
2025 Population	57,869	199,125	483,527
2030 Population	64,966	206,016	492,072
2025-2030 Growth Rate	2.34 %	0.68 %	0.35 %
2025 Daytime Population	93,711	317,286	610,910

2025 HOUSEHOLD INCOME	1 MILE	3 MILE	5 MILE
less than \$15000	4,273	7,696	16,044
\$15000-24999	1,734	4,814	10,676
\$25000-34999	1,514	4,765	11,257
\$35000-49999	1,904	6,829	16,505
\$50000-74999	4,217	12,618	28,535
\$75000-99999	3,721	12,006	27,761
\$100000-149999	4,977	17,551	36,860
\$150000-199999	3,481	10,801	21,107
\$200000 or greater	5,329	16,407	29,633
Median HH Income	\$ 86,345	\$ 94,885	\$ 87,824
Average HH Income	\$ 118,904	\$ 128,388	\$ 119,050

HOUSEHOLDS	1 MILE	3 MILE	5 MILE
2000 Total Households	12,826	68,966	162,893
2010 Total Households	20,958	78,120	174,112
2025 Total Households	31,153	93,495	198,389
2030 Total Households	36,272	99,618	206,702
2025 Average Household Size	1.6	1.96	2.28
2025 Owner Occupied Housing	6,036	26,162	60,262
2030 Owner Occupied Housing	6,312	27,176	62,433
2025 Renter Occupied Housing	25,117	67,333	138,127
2030 Renter Occupied Housing	29,961	72,442	144,269
2025 Vacant Housing	6,595	12,962	19,660
2025 Total Housing	37,748	106,457	218,049

**DANE BITTERLIN**

Senior Vice President

Direct: 619-890-3263

dbitterlin@bitterlin.com

License #: 02225020

**MARK BITTERLIN**

President

Direct: 619-851-8079

mbitterlin@bitterlin.com

License #: 01183827

Bitterlin Companies, Inc.

3990 Old Town Avenue, Suite B101  
San Diego, CA 92110

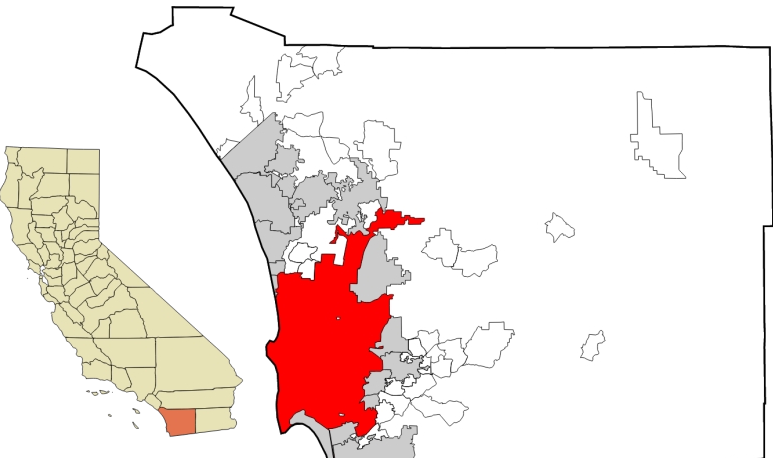
Office: 619-718-6565





FOR LEASE

750 PARK BLVD  
SAN DIEGO, CA 92101



CITY OF SAN DIEGO

COUNTY	SAN DIEGO
INCORPORATED	7/15/1769

AREA

CITY	372.4 SQ MI
LAND	325.9 SQ MI
WATER	46.5 SQ MI
ELEVATION	62 FT

POPULATION

POPULATION	1,386,932
ESTIMATE (NULL)	1,404,452
RANK	20
DENSITY	4,255.96 SQ MI
URBAN	3,070,300



ABOUT SAN DIEGO

San Diego is a city on the Pacific coast of Southern California, adjacent to the Mexico–United States border. It is the eighth-most populous city in the U.S. and second-most populous city in California with a population of over 1.4 million, while the San Diego metropolitan area with over 3.3 million residents is the 18th-largest metropolitan area in the nation. San Diego is the county seat of San Diego County.

**DANE BITTERLIN**  
Senior Vice President  
Direct: 619-890-3263  
dbitterlin@bitterlin.com  
License #: 02225020

**MARK BITTERLIN**  
President  
Direct: 619-851-8079  
mbitterlin@bitterlin.com  
License #: 01183827



Bitterlin Companies, Inc.  
3990 Old Town Avenue, Suite B101  
San Diego, CA 92110  
Office: 619-718-6565