

The Children's  
Courtyard™



ACTUAL PHOTO

 7920 GUNN HWY, TAMPA, FL 33626

**Marcus & Millichap**

PROPERTY PHOTOS



## INVESTMENT OVERVIEW

Marcus & Millichap is pleased to exclusively offer for sale this newly redeveloped childcare facility leased to The Children's Courtyard, a premier brand operated by Learning Care Group—one of the nation's largest early childhood education providers. Located at 7920 Gunn Highway in Tampa, Florida, the property features a  $\pm 13,950$ -square-foot purpose-built daycare center situated on a  $\pm 1.95$ -acre parcel with an expansive  $\pm 10,000$ -square-foot outdoor playground.

Strategically located along Gunn Highway, the property enjoys excellent visibility and accessibility across from a Publix-anchored shopping center and within walking distance of Citrus Park Elementary (689 students) and Sickles High School (2,389 students), both strong enrollment drivers. The surrounding trade area boasts exceptional demographics, with median household incomes exceeding \$130,000 within one mile, and over 21 percent of residents under age 18, underscoring the long-term need for childcare services.

Hillsborough County faces a well-documented shortage of licensed childcare providers, with approximately 25 fewer facilities operating compared to pre-pandemic levels. This supply/demand imbalance, coupled with the regulatory and capital-intensive nature of building and licensing new facilities, creates significant barriers to entry and long-term tenancy "stickiness."

The asset is encumbered by a brand-new 15-year corporate-guaranteed lease which commenced August 2025 (Rent Commences June 2026). The lease features 7 percent rent increases every five years throughout the base term and option periods, with four 5-year renewal options providing built-in growth and long-term stability. The property underwent a complete renovation in 2025, delivering a modernized, state-of-the-art childcare facility tailored to today's stringent regulatory and operational requirements.

This long-term lease is backed by Learning Care Group with a full corporate guaranty from parent sponsor American Securities, a major private equity firm with substantial capital resources.

## INVESTMENT HIGHLIGHTS

- Outstanding Location
  - Across the Street from Publix Anchored Retail Center
  - Within One Block of Citrus Park Elementary School (689 Students) and Sickles High School (2,389 Students)
- Exceptional Demographics & Demand Tailwinds
  - Tampa's Population Exceeds 390,000 and is Growing; Over 21% of Residents are Under Age 18, Underscoring Strong Long-Term Demand for Childcare
- Childcare Vacuum in Hillsborough County
  - Compared to Pre-Pandemic Figures, Approximately 25 Fewer Facilities Now Operate in Hillsborough County, Demonstrating Demand Outpacing Supply
  - Stickiness of Use: Licensed Childcare Facilities Like this One Require Regulatory Approval and Significant Build-Out Costs—Barriers that Make Relocation Unlikely and Tenancy Highly Stable
- Lease Stability & Passive Investment
  - Purpose-Built Daycare Facilities Carry High Tenant-Specific Cost and Regulatory Barriers, Greatly Reducing Relocation Risk
  - The Long-Term NN Lease Shifts Most Maintenance and Capital Responsibilities to the Tenant and Provides Built-In Rent Escalation and Multiple Renewal Windows
- Institutionally Backed Tenant
  - Learning Care Group is Among the Largest early Childhood Education Providers in North America, Offering Brand Diversity, Scale, and Operational Sophistication
  - Backed by American Securities, a Major Private Equity Sponsor, the Tenant Brings Credibility and Financial Support that Bolsters Lease Confidence
- Strong Suburban Household Metrics
  - Driven by Family-Oriented Growth, the Immediate Area Features a Strong Mix of Single-Family and Multifamily Housing with Excellent Road Access, Further Enhancing Enrollment Upside

THE OFFERING

**The Children's Courtyard**  
 7920 Gunn Highway  
 Tampa, Florida 33626



PROPERTY DETAILS

Lot Size	84,942 SF (1.95 Acre)
Rentable Square Feet	13,950 SF
Price/SF	\$510.59
Complete Renovation	2025

FINANCIAL OVERVIEW

List Price	<b>\$7,122,769</b>
Down Payment	100% / \$7,122,769
Cap Rate	6.50%
Type of Ownership	Fee Simple

PROPERTY RENT DATA

RENT INCREASES	MONTHLY RENT	ANNUAL RENT
06/16/2026 - 06/15/2031	<b>\$38,582</b>	<b>\$462,980</b>
06/16/2031 - 06/15/2036	<b>\$41,275</b>	<b>\$495,303</b>
06/16/2036 - 06/15/2041	<b>\$44,165</b>	<b>\$529,974</b>
06/16/2041 - 06/15/2046 (Option 1)	<b>\$47,256</b>	<b>\$567,072</b>
06/16/2046 - 06/15/2051 (Option 2)	<b>\$50,564</b>	<b>\$606,767</b>
06/16/2051 - 06/15/2056 (Option 3)	<b>\$54,103</b>	<b>\$649,241</b>
06/16/2056 - 06/15/2061 (Option 4)	<b>\$57,891</b>	<b>\$694,688</b>
<b>Base Rent (\$33.19 /SF)</b>		<b>\$462,980</b>
<b>Net Operating Income</b>		<b>\$462,980.00</b>
<b>TOTAL ANNUAL RETURN</b>	<b>CAP 6.50%</b>	<b>\$462,980</b>

LEASE ABSTRACT

Tenant Trade Name	The Children's Courtyard
Tenant	Corporate
Ownership	Private
Guarantor	Corporate Guarantee
Lease Type	NN
Lease Term	15 Years
Lease Commencement Date	06/16/2026
Rent Commencement Date	06/16/2026
Expiration Date of Base Term	06/15/2041
Increases	7% every 5 Years during Lease Term and Option Periods
Options	Four 5-Year Options
Term Remaining on Lease	15 Years
Property Type	Net Leased Child Care
Landlord Responsibility	Roof and Structure
Tenant Responsibility	HVAC
Right of First Refusal	Yes

*Seller shall provide a credit to the buyer for any free rent period between the date of closing and the rent commencement date*






# PROPERTY PHOTOS



# PROPERTY PHOTOS






# PROPERTY PHOTOS



# PROPERTY PHOTOS



The Children's  
Courttyard™

**Learning Care Group (LCG)**

OPERATOR

**The Children's Courttyard**

PARENT COMPANY

**Learning Care Group, Inc. (LCG)**

HEADQUARTERS

**Novi, Michigan**

FOUNDED

**1986**

SCHOOL LOCATIONS

**1,070+ across the United States**

BRANDS UNDER LCG

**The Children's Courttyard, La Petite Academy, Tutor Time, Everbrook Academy, Childtime, Montessori Unlimited, Creative Kids Learning Centers**

PROGRAMS OFFERED

**Infant Care, Toddler Care, Preschool, Pre-K, Before- and After-School Care**

OWNERSHIP

**Privately held, owned by American Securities (private equity)**

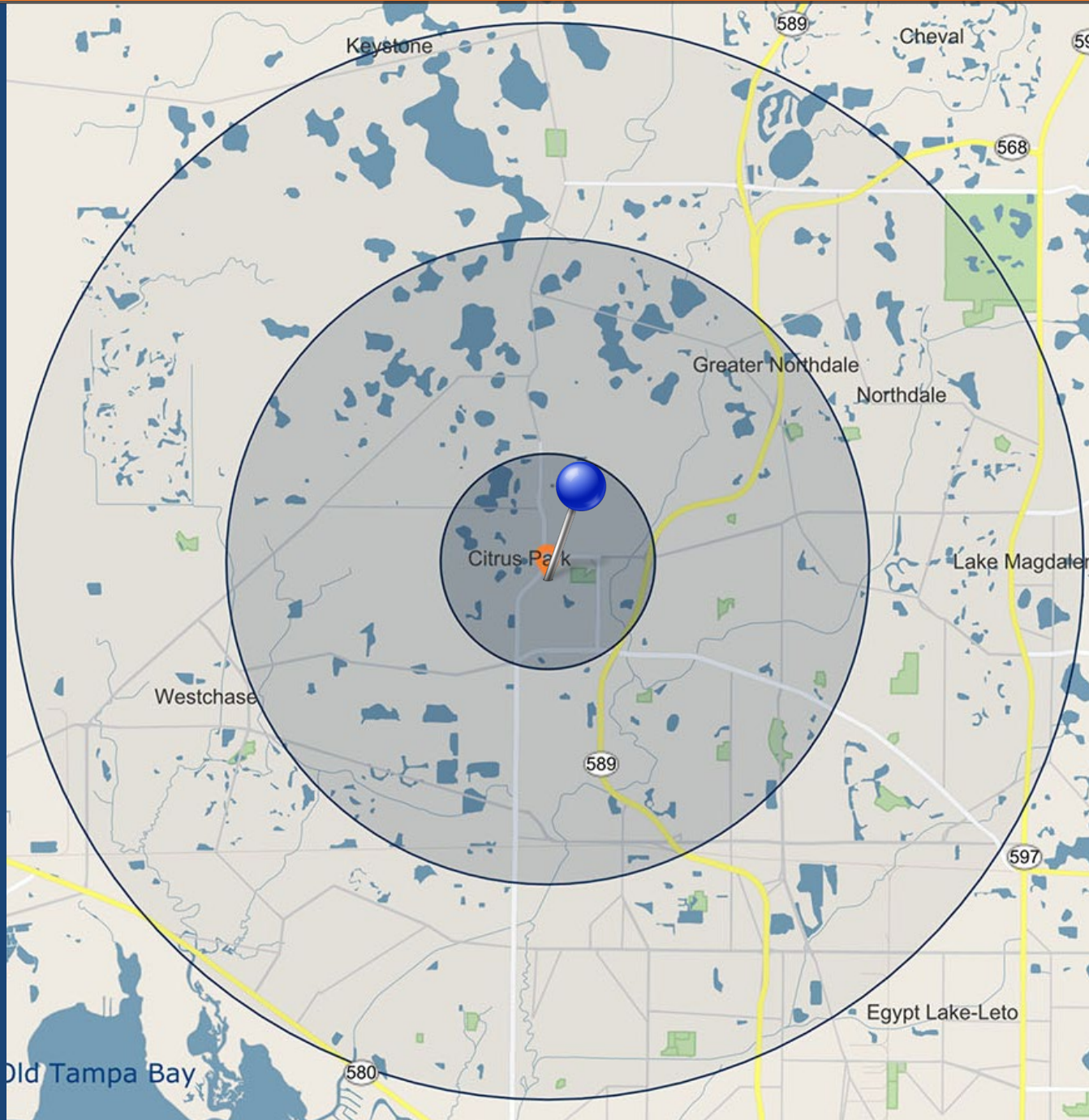
INDUSTRY STANDING

**One of the largest early childhood education providers in the country**

WEBSITE

**[www.learningcaregroup.com](http://www.learningcaregroup.com)**

Learning Care Group is a nationally recognized leader in early education and child development, operating a portfolio of respected brands across more than 1,070 locations. Their scale and experience provide significant operational strength, and the company continues to grow through both new development and acquisition. The Children's Courttyard, one of their flagship brands, delivers thoughtfully designed curriculum focused on fostering curiosity, confidence, and kindergarten readiness.



POPULATION	1 Mile	3 Miles	5 Miles
<b>2029 Projection</b>			
Total Population	5,810	70,404	193,545
<b>2024 Estimate</b>			
Total Population	5,683	68,560	188,321
<b>2020 Census</b>			
Total Population	5,404	65,498	182,147
<b>2010 Census</b>			
Total Population	4,796	57,577	165,828
<b>Daytime Population</b>			
2024 Estimate	6,248	52,038	153,129
HOUSEHOLDS	1 Mile	3 Miles	5 Miles
<b>2029 Projection</b>			
Total Households	2,213	27,036	76,046
<b>2024 Estimate</b>			
Total Households	2,145	26,208	73,821
Average (Mean) Household Size	2.6	2.6	2.5
<b>2020 Census</b>			
Total Households	2,053	25,083	70,782
<b>2010 Census</b>			
Total Households	1,776	21,608	64,140
HOUSEHOLDS BY INCOME	1 Mile	3 Miles	5 Miles
<b>2024 Estimate</b>			
\$200,000 or More	15.0%	15.8%	13.5%
\$150,000-\$199,999	14.1%	10.7%	10.1%
\$100,000-\$149,999	25.2%	20.3%	18.7%
\$75,000-\$99,999	13.3%	15.2%	14.9%
\$50,000-\$74,999	15.5%	15.0%	16.7%
\$35,000-\$49,999	5.9%	6.9%	8.8%
\$25,000-\$34,999	4.2%	6.7%	6.8%
\$15,000-\$24,999	3.9%	3.8%	4.7%
Under \$15,000	3.0%	5.7%	5.8%
Average Household Income	\$130,695	\$124,844	\$116,520
Median Household Income	\$105,501	\$83,012	\$73,852
Per Capita Income	\$48,381	\$46,977	\$44,970

# GEOGRAPHY: 5 MILE



## POPULATION

In 2024, the population in your selected geography is 188,321. The population has changed by 13.56 percent since 2010. It is estimated that the population in your area will be 193,545 five years from now, which represents a change of 2.8 percent from the current year. The current population is 51.3 percent male and 48.7 percent female. The median age of the population in your area is 41.0, compared with the U.S. average, which is 39.0. The population density in your area is 2,400 people per square mile.



## HOUSEHOLDS

There are currently 73,821 households in your selected geography. The number of households has changed by 15.09 percent since 2010. It is estimated that the number of households in your area will be 76,046 five years from now, which represents a change of 3.0 percent from the current year. The average household size in your area is 2.5 people.



## INCOME

In 2024, the median household income for your selected geography is \$96,206, compared with the U.S. average, which is currently \$76,141. The median household income for your area has changed by 59.31 percent since 2010. It is estimated that the median household income in your area will be \$108,725 five years from now, which represents a change of 13.0 percent from the current year.

The current year per capita income in your area is \$44,970, compared with the U.S. average, which is \$40,471. The current year's average household income in your area is \$116,520, compared with the U.S. average, which is \$101,307.



## EMPLOYMENT

In 2024, 109,603 people in your selected area were employed. The 2010 Census revealed that 73.9 percent of employees are in white-collar occupations in this geography, and 13 percent are in blue-collar occupations. In 2024, unemployment in this area was 2.0 percent. In 2010, the average time traveled to work was 29.00 minutes.



## HOUSING

The median housing value in your area was \$425,239 in 2024, compared with the U.S. median of \$321,016. In 2010, there were 44,145.00 owner-occupied housing units and 19,996.00 renteroccupied housing units in your area.



## EDUCATION

The selected area in 2024 had a lower level of educational attainment when compared with the U.S. averages. 41.1 percent of the selected area's residents had earned a graduate degree compared with the national average of only 13.5 percent, and 9.9 percent completed a bachelor's degree, compared with the national average of 21.1 percent.

The number of area residents with an associate degree was higher than the nation's at 11.3 percent vs. 8.8 percent, respectively.

The area had fewer high-school graduates, 2.0 percent vs. 26.2 percent for the nation, but the percentage of residents who completed some college is higher than the average for the nation, at 28.9 percent in the selected area compared with the 19.7 percent in the U.S.

## CONFIDENTIALITY AND DISCLAIMER

The information contained in the following Marketing Brochure is proprietary and strictly confidential. It is intended to be reviewed only by the party receiving it from Marcus & Millichap and should not be made available to any other person or entity without the written consent of Marcus & Millichap Real Estate Investment Services of Florida, Inc. ("Marcus&Millichap"). This Marketing Brochure has been prepared to provide summary, unverified information to prospective purchasers, and to establish only a preliminary level of interest in the subject property. The information contained herein is not a substitute for a thorough due diligence investigation. Marcus & Millichap has not made any investigation, and makes no warranty or representation, with respect to the income or expenses for the subject property, the future projected financial performance of the property, the size and square footage of the property and improvements, the presence or absence of contaminating substances, PCB's or asbestos, the compliance with State and Federal regulations, the physical condition of the improvements thereon, or the financial condition or business prospects of any tenant, or any tenant's plans or intentions to continue its occupancy of the subject property. The information contained in this Marketing Brochure has been obtained from sources we believe to be reliable; however, Marcus & Millichap has not verified, and will not verify, any of the information contained herein, nor has Marcus & Millichap conducted any investigation regarding these matters and makes no warranty or representation whatsoever regarding the accuracy or completeness of the information provided. All potential buyers must take appropriate measures to verify all of the information set forth herein.

### NON-ENDORSEMENT NOTICE

Marcus & Millichap Real Estate Investment Services, Inc. is not affiliated with, sponsored by, or endorsed by any commercial tenant or lessee identified in this marketing package. The presence of any corporation's logo or name is not intended to indicate or imply affiliation with, or sponsorship or endorsement by, said corporation of Marcus & Millichap, its affiliates or subsidiaries, or any agent, product, service, or commercial listing of Marcus & Millichap, and is solely included for the purpose of providing tenant lessee information about this listing to prospective customers.

Marcus & Millichap is not affiliated with, sponsored by, or endorsed by any commercial tenant or lessee identified in this marketing package. The presence of any corporation's logo or name is not intended to indicate or imply affiliation with, or sponsorship or endorsement by, said corporation of Marcus & Millichap, its affiliates or subsidiaries, or any agent, product, service, or commercial listing of Marcus & Millichap, and is solely included for the purpose of providing tenant lessee information about this listing to prospective customers.

**ALL PROPERTY SHOWINGS ARE BY APPOINTMENT ONLY. PLEASE CONSULT YOUR MARCUS & MILLICHAP AGENT FOR MORE DETAILS.**

## NET LEASE DISCLAIMER

Marcus & Millichap hereby advises all prospective purchasers of Net Leased property as follows:

The information contained in this Marketing Brochure has been obtained from sources we believe to be reliable. However, Marcus & Millichap has not and will not verify any of this information, nor has Marcus & Millichap conducted any investigation regarding these matters. Marcus & Millichap makes no guarantee, warranty or representation whatsoever about the accuracy or completeness of any information provided.

As the Buyer of a net leased property, it is the Buyer's responsibility to independently confirm the accuracy and completeness of all material information before completing any purchase. This Marketing Brochure is not a substitute for your thorough due diligence investigation of this investment opportunity. Marcus & Millichap expressly denies any obligation to conduct a due diligence examination of this Property for Buyer.

Any projections, opinions, assumptions or estimates used in this Marketing Brochure are for example only and do not represent the current or future performance of this property. The value of a net leased property to you depends on factors that should be evaluated by you and your tax, financial and legal advisors.

Buyer and Buyer's tax, financial, legal, and construction advisors should conduct a careful, independent investigation of any net leased property to determine to your satisfaction with the suitability of the property for your needs.

Like all real estate investments, this investment carries significant risks. Buyer and Buyer's legal and financial advisors must request and carefully review all legal and financial documents related to the property and tenant. While the tenant's past performance at this or other locations is an important consideration, it is not a guarantee of future success. Similarly, the lease rate for some properties, including newly-constructed facilities or newly-acquired locations, may be set based on a tenant's projected sales with little or no record of actual performance, or comparable rents for the area. Returns are not guaranteed; the tenant and any guarantors may fail to pay the lease rent or property taxes, or may fail to comply with other material terms of the lease; cash flow may be interrupted in part or in whole due to market, economic, environmental or other conditions. Regardless of tenant history and lease guarantees, Buyer is responsible for conducting his/her own investigation of all matters affecting the intrinsic value of the property and the value of any long-term lease, including the likelihood of locating a replacement tenant if the current tenant should default or abandon the property, and the lease terms that Buyer may be able to negotiate with a potential replacement tenant considering the location of the property, and Buyer's legal ability to make alternate use of the property. By accepting this Marketing Brochure you agree to release Marcus & Millichap Real Estate Investment Services and hold it harmless from any kind of claim, cost, expense, or liability arising out of your investigation and/or purchase of this net leased property.

By accepting this Marketing Brochure you agree to release Marcus & Millichap Real Estate Investment Services and hold it harmless from any kind of claim, cost, expense, or liability arising out of your investigation and/or purchase of this net leased property.

## SPECIAL COVID-19 NOTICE

All potential buyers are strongly advised to take advantage of their opportunities and obligations to conduct thorough due diligence and seek expert opinions as they may deem necessary, especially given the unpredictable changes resulting from the continuing COVID-19 pandemic. Marcus & Millichap has not been retained to perform, and cannot conduct, due diligence on behalf of any prospective purchaser. Marcus & Millichap's principal expertise is in marketing investment properties and acting as intermediaries between buyers and sellers. Marcus & Millichap and its investment professionals cannot and will not act as lawyers, accountants, contractors, or engineers. All potential buyers are admonished and advised to engage other professionals on legal issues, tax, regulatory, financial, and accounting matters, and for questions involving the property's physical condition or financial outlook. Projections and pro forma financial statements are not guarantees and, given the potential volatility created by COVID-19, all potential buyers should be comfortable with and rely solely on their own projections, analyses, and decision-making.)

Marcus & Millichap

Real Estate Investment Sales + Financing

The Retail Real Estate Investment Leader

# Marcus & Millichap

---

## ISSENBERG BRITTI GROUP

# EXCLUSIVELY LISTED

**EXCLUSIVELY LISTED BY:**

**BROKER OF RECORD:**  
RYAN NEE  
P: (954) 245-3400  
LICENSE: FL BK3154667

**Marcus & Millichap**  
OFFICES NATIONWIDE  
[www.marcusmillichap.com](http://www.marcusmillichap.com)

**RONNIE ISSENBERG**  
Senior Managing Director  
Senior Director, National Retail Group  
MIAMI OFFICE  
Office: (786) 522-7013  
[Rissenberg@marcusmillichap.com](mailto:Rissenberg@marcusmillichap.com)

**GABRIEL BRITTI**  
Senior Managing Director  
Senior Director, National Retail Group  
MIAMI OFFICE  
Office: (786) 522-7017  
[Gbritti@marcusmillichap.com](mailto:Gbritti@marcusmillichap.com)

**JONATHAN GERSZBERG**  
Managing Director  
National Retail Division  
FT LAUDERSALE OFFICE  
Office: (954) 245-3447  
[Jonathan.Gerszberg@marcusmillichap.com](mailto:Jonathan.Gerszberg@marcusmillichap.com)