

FOR LEASE | Industrial - Flex/Warehouse

Location

Workforce

Class A Building



**1065** HIGHSPIRE ROAD  
HARRISBURG, PA

**12,000 SF + AVAILABLE**



<b>Building Size:</b>	78,000 SF	<b>Grade Access:</b>	Up to 3
<b>Available:</b>	12,000 SF	<b>Clear Height:</b>	24'
<b>Office SF:</b>	To-Suit	<b>Car Parking:</b>	110 Spaces
<b>Loading Doors:</b>	1 Fully equipped dock expandable	<b>Column Spacing:</b>	40' x 50'



LEE & ASSOCIATES  
COMMERCIAL REAL ESTATE SERVICES

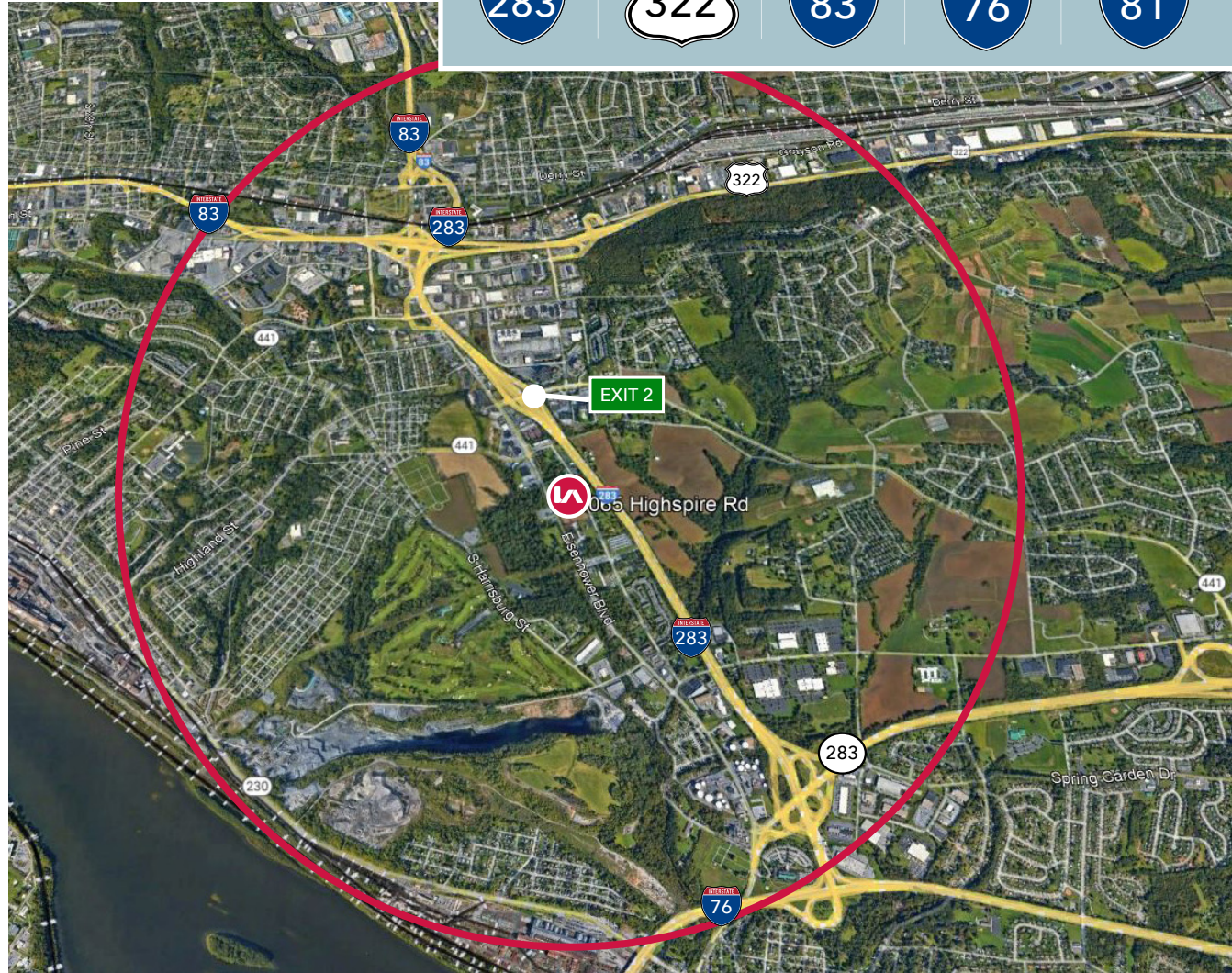


FOR LEASE | Industrial - Flex/Warehouse

12,000 SF ± AVAILABLE

# 1065 HIGHSPIRE ROAD HARRISBURG, PA

UNMATCHED ROAD ACCESS  
& AMENITY SET



1.1 Miles  
to



1.5 Miles  
to



1.6 Miles  
to



2.2 Miles  
to



5.6 Miles  
to



Abundant Shopping, Dining and  
Lodging Options within 1 mile

**LEE & ASSOCIATES**  
COMMERCIAL REAL ESTATE SERVICES

All information furnished regarding property for sale, rental or financing is from sources deemed reliable, but no warranty or representation is made as to the accuracy thereof and same is submitted subject to errors, omissions, change of price, rental or other conditions prior to sale, lease or financing or withdrawal without notice. No liability of any kind is to be imposed on the broker herein.



FOR LEASE | Industrial - Flex/Warehouse

12,000 SF ± AVAILABLE

**1065** HIGHSPIRE ROAD  
HARRISBURG, PA

### NEARBY PARCEL HUBS



Middletown - 4.8 Miles  
Harrisburg - 8.9 Miles



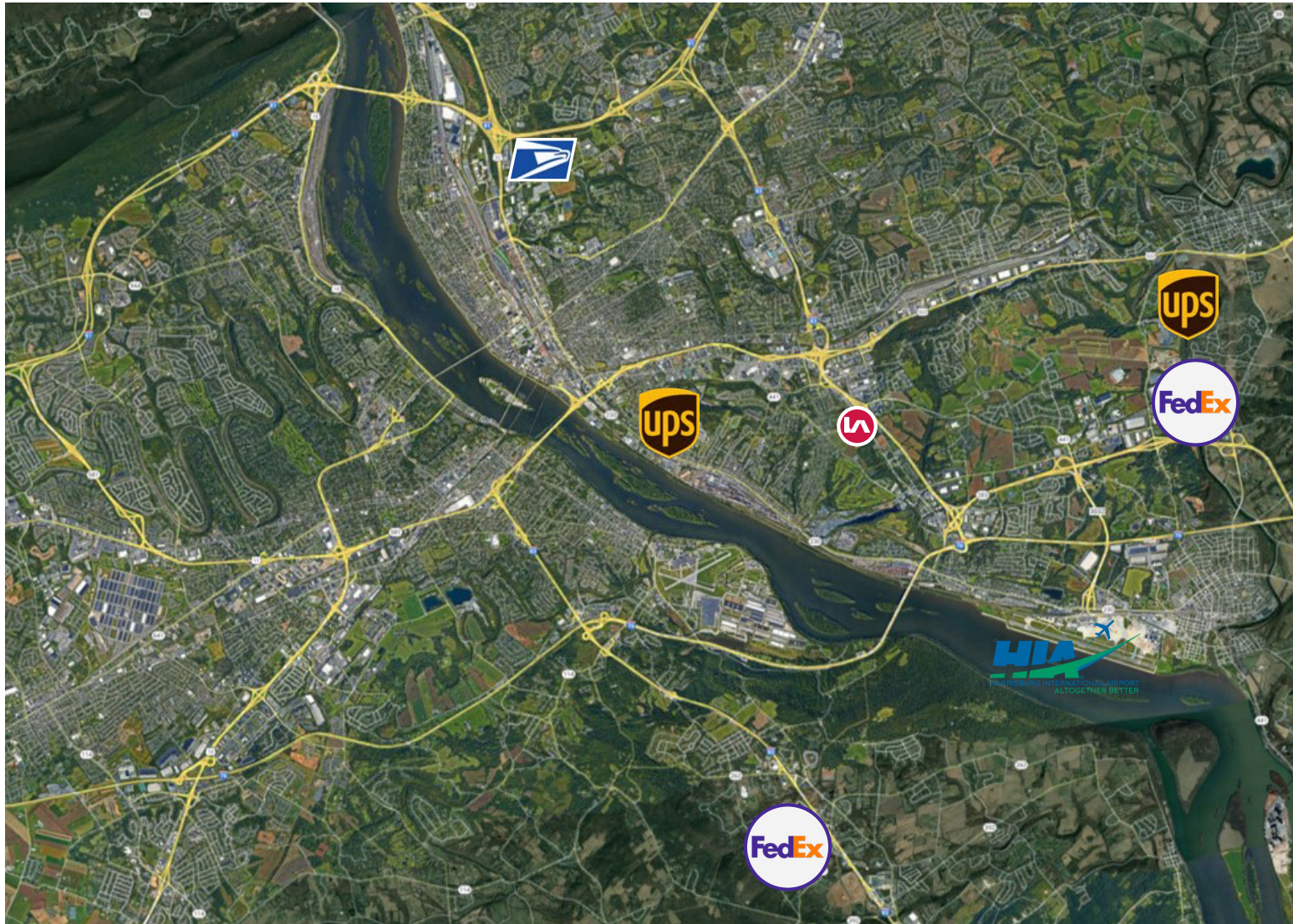
Middletown - 3.8 Miles  
Lewisberry - 13.1 Miles



Middletown - 6.5 Miles



Harrisburg - 9.8 Miles



All information furnished regarding property for sale, rental or financing is from sources deemed reliable, but no warranty or representation is made as to the accuracy thereof and same is submitted subject to errors, omissions, change of price, rental or other conditions prior to sale, lease or financing or withdrawal without notice. No liability of any kind is to be imposed on the broker herein.



# 1065 HIGHSPIRE ROAD

## HARRISBURG, PA



### WORKFORCE PROFILE

#### 20 Minutes

Population: 358,726

Workforce: 281,123

Average Household Income: \$87,883

#### 20 Miles

Population: 536,821

Workforce: 422,212

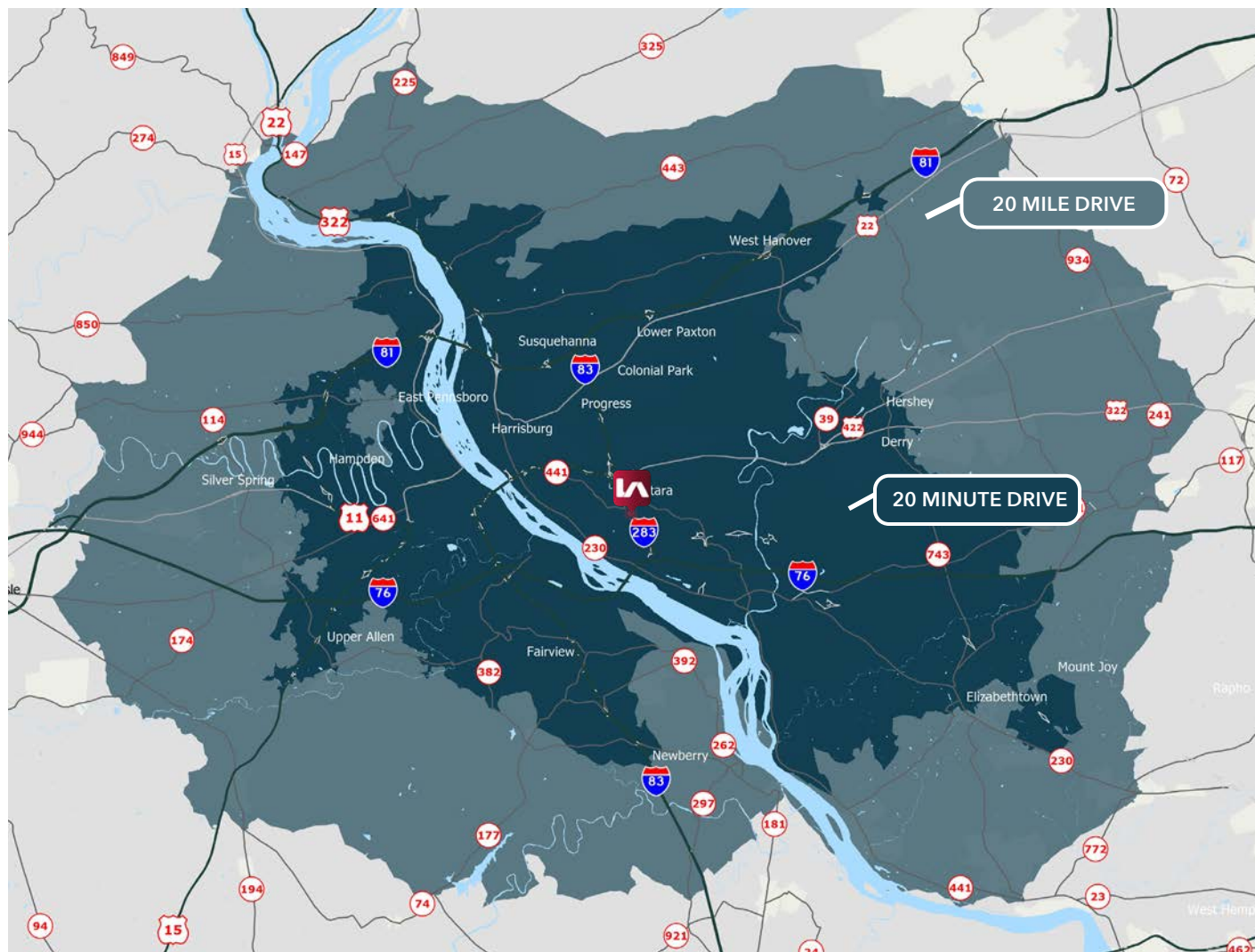
Average Household Income: \$89,912



### Capital Area Transit (CAT)

0.5 Miles from the site

10 Min walk



# PROJECT TEAM

Development,  
Construction & Management



Leasing & Sales



Inquiries

**Ed Skonecki**  
eskonecki@lee-associates.com  
717.562.0901

**Bill Shrader**  
bshrader@lee-associates.com  
717.219.7742

**Erin Downey, CCIM**  
edowney@lee-associates.com  
717.237.1188

**Lee & Associates of Eastern Pennsylvania LLC**  
5053 Ritter Road, Suite 200 Mechanicsburg, PA 17055 USA  
717.695.3840 | [lee-associates.com/easternpa](http://lee-associates.com/easternpa)