



# FESTIVAL LOGISTICS PARK

2900 W. Sample Road, Pompano Beach, FL

TENANT

Available for Occupancy Q4 2026

**CENTRAL LOCATION WITH REGIONAL ACCESSIBILITY**

483,806 SF of CLASS A INDUSTRIAL SPACE

  
STREAM®

## FROM MARKET TO MARKETPLACE

Welcome to Festival Logistics Park, where history meets innovation in Pompano Beach. On the legendary Festival Marketplace site, we're creating a premier industrial development that's anything but ordinary.

**26**

ACRE SITE

**3**

BUILDINGS

**484K**

SQUARE FEET

**32'-36'**

CLEAR HEIGHT

**Q4 2026**

PROJECTED COMPLETION

**Three buildings designed for flexibility,  
visibility, and operational efficiency.**

**FESTIVAL**  
LOGISTICS PARK







***“We’re not just building warehouses; we’re crafting opportunities with the same entrepreneurial spirit that made the Festival Flea Market a Landmark.”***

***– Foundry Commercial***

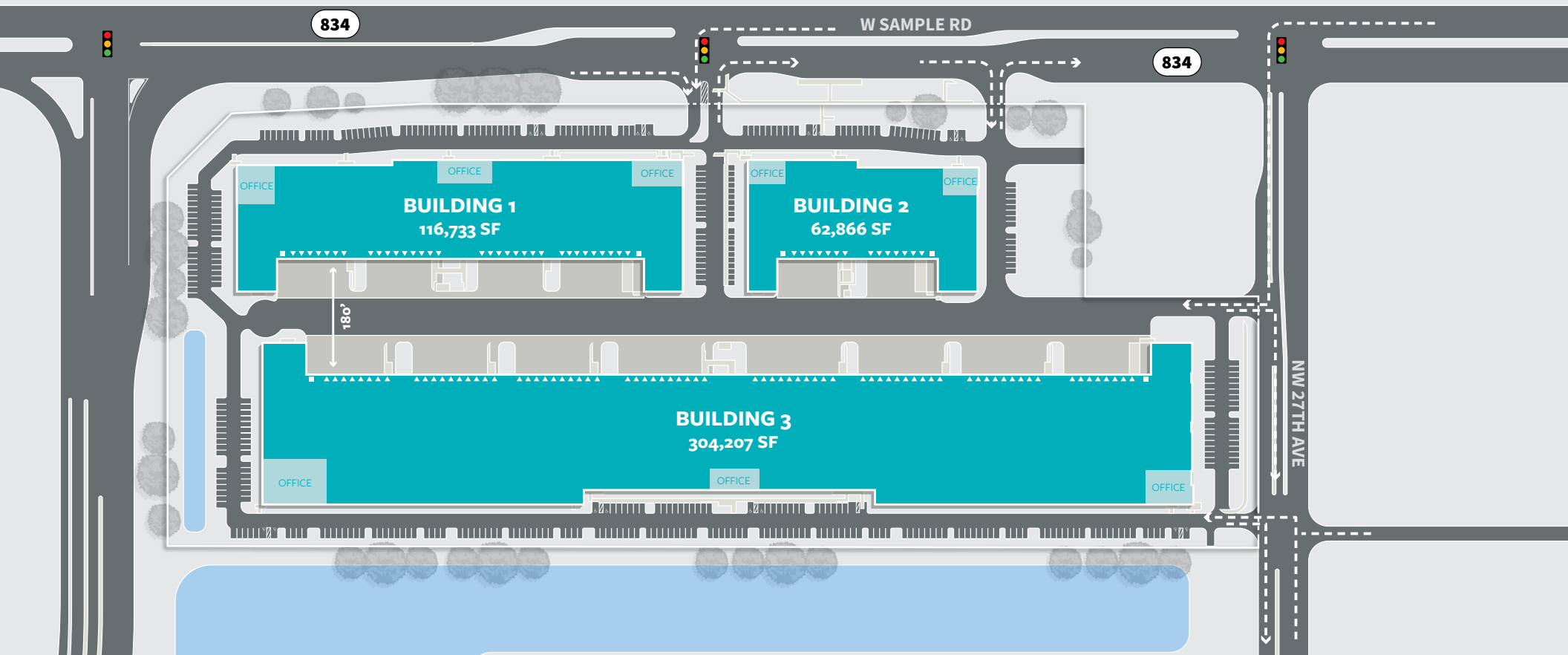


## BUILT FOR WHAT'S NEXT

Festival Logistics Park is more than just square footage—it's a modern platform for growth. With flexible configurations, Class A design, and exceptional access, it's where today's industrial users find long-term value.

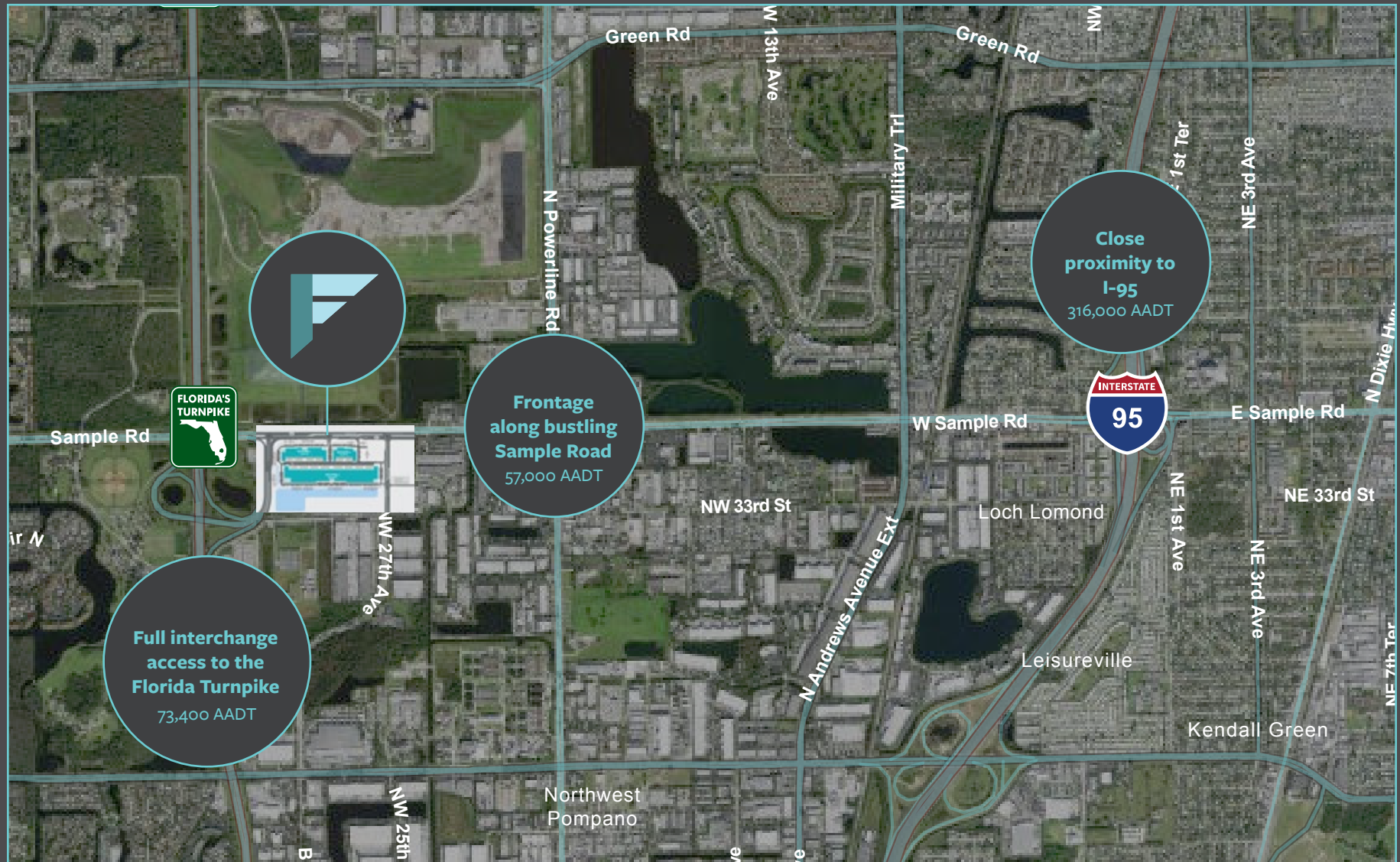
### PREMIER FEATURES:

- 20,000 SF to full-building opportunities
- Spec suites ranging between 2,500 – 3,000 SF
- Build-to-suit office spaces
- 32' & 36' clear heights
- Parking  $\pm$  1 space per 1,000 SF
- Column spacing optimized for warehouse efficiency
- Tilt-wall construction
- Abundant power supply
- Energy-efficient systems
- LED lighting
- Natural light and premium finishes available
- ESFR sprinklers
- Full interchange with Florida Turnpike



# STRATEGICALLY CONNECTED TO EVERYTHING THAT MATTERS

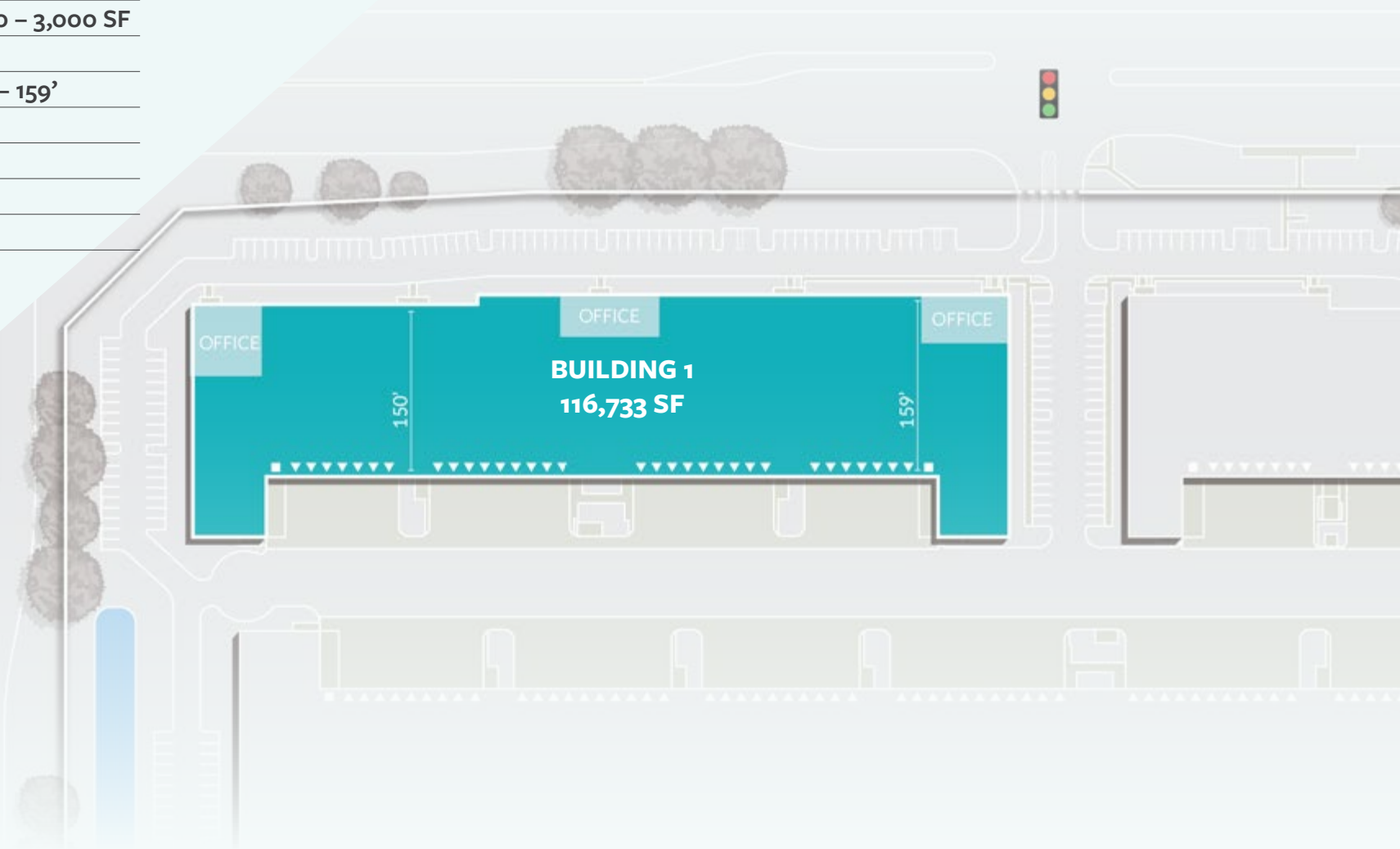
Festival Logistics Park offers prime visibility and seamless regional access:



# BUILDING 1

- Retail frontage with exceptional finishes
- Prime visibility and direct access to Sample Road
- Customizable office build-outs

Building Size	<b>116,733 SF</b>
Spec Suites	<b>2,500 – 3,000 SF</b>
Clear Heights	<b>32'</b>
Building Depth	<b>150' – 159'</b>
Truck Court	<b>180'</b>
Auto Parking	<b>113</b>
Dock Doors	<b>32</b>
Drive-ins	<b>2</b>

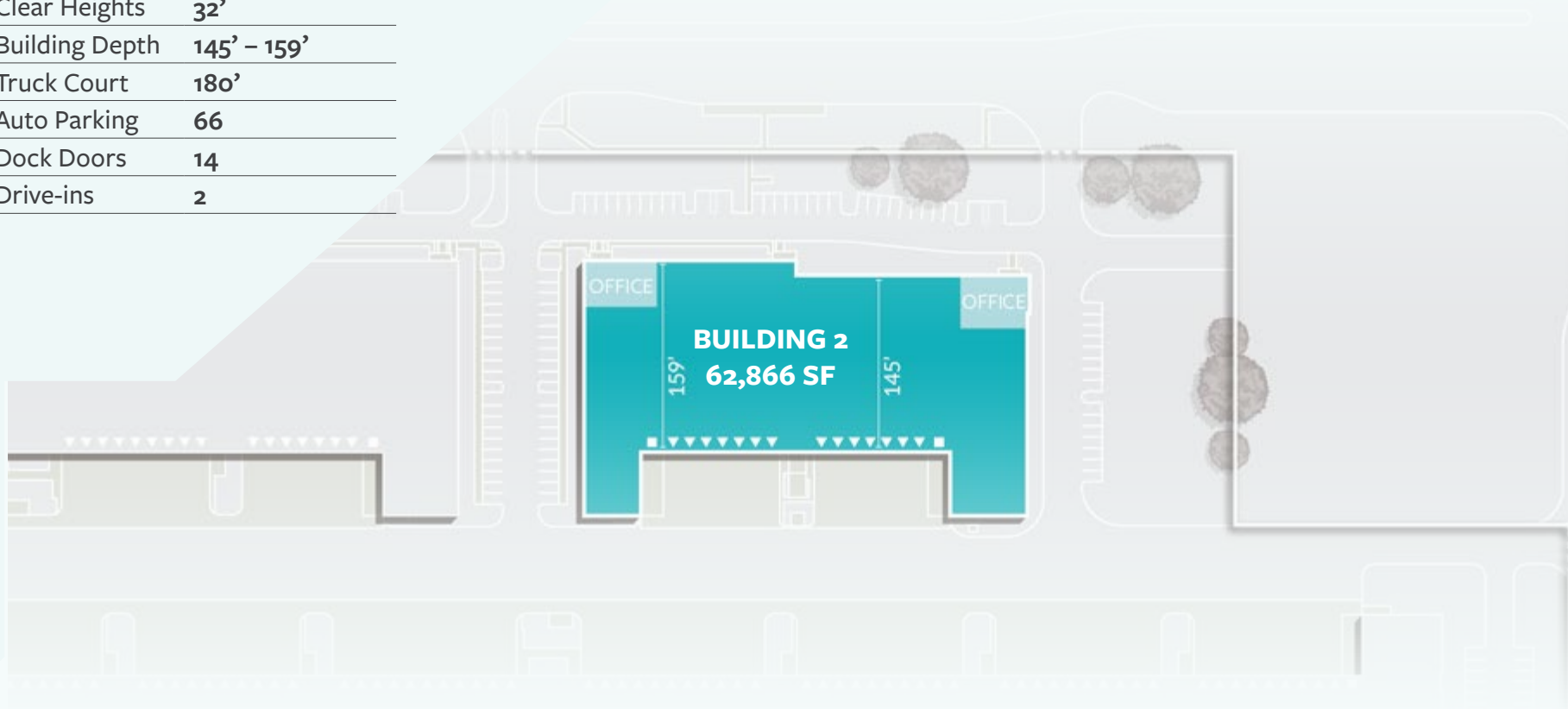




## BUILDING 2

- Retail frontage with exceptional finishes
- Prime visibility and direct access to Sample Road
- Customizable office build-outs

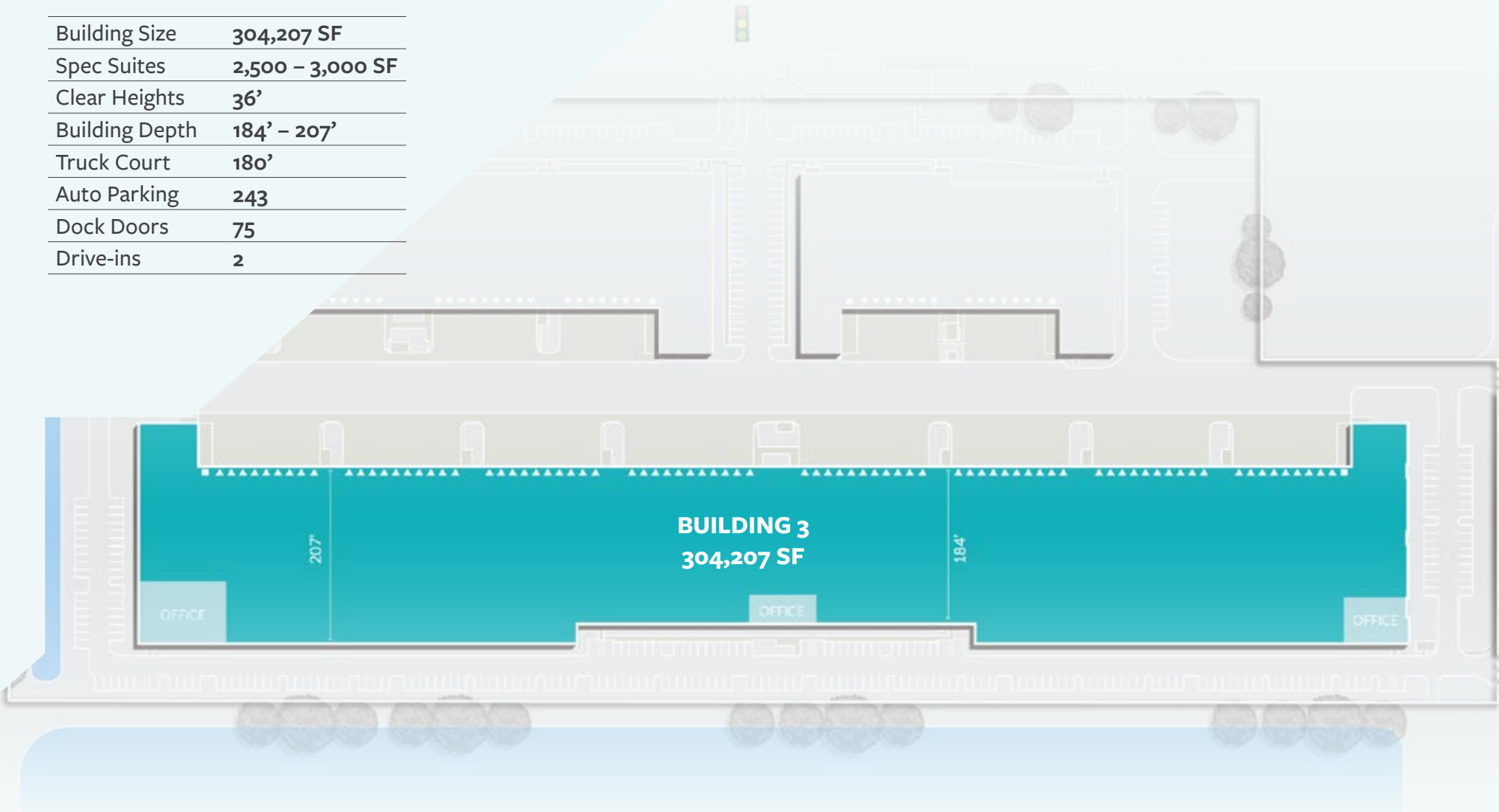
Building Size	<b>62,866 SF</b>
Spec Suites	<b>2,500 – 3,000 SF</b>
Clear Heights	<b>32'</b>
Building Depth	<b>145' – 159'</b>
Truck Court	<b>180'</b>
Auto Parking	<b>66</b>
Dock Doors	<b>14</b>
Drive-ins	<b>2</b>



## BUILDING 3

- Bulk distribution building suitable for larger tenants
- Deeper building depth ideal for more efficient racking
- Customizable office build-outs

Building Size	<b>304,207 SF</b>
Spec Suites	<b>2,500 – 3,000 SF</b>
Clear Heights	<b>36'</b>
Building Depth	<b>184' – 207'</b>
Truck Court	<b>180'</b>
Auto Parking	<b>243</b>
Dock Doors	<b>75</b>
Drive-ins	<b>2</b>







## A STRATEGIC SETTING WITH DAILY ADVANTAGES


Festival Logistic Park welcomes a diverse cast of industrial users

### IDEAL FOR:

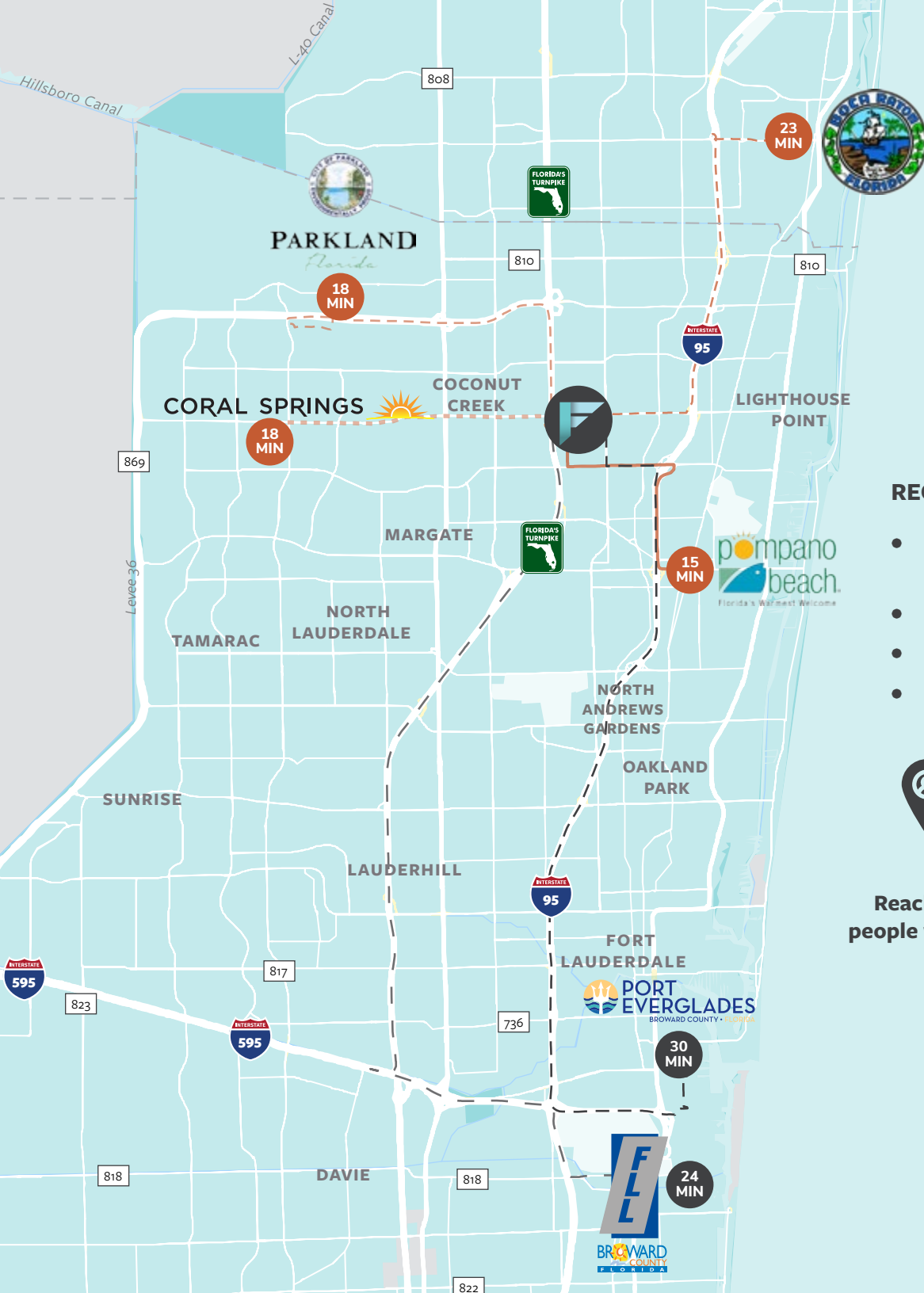
- Showroom users seeking Sample Road visibility
- Distribution companies requiring Class A space with high ceilings
- Regional businesses with executives living in nearby communities
- Growing companies needing flexible space configurations
- Aviation, building supplies, food & beverage, furniture, technology, medical devices, manufacturing, 3PL and more!











### REGIONAL ADVANTAGES:

- Easy access to Port Everglades and Fort Lauderdale International Airport
- Located in the heart of South Florida's distribution network
- Serving 6.5+ million residents across the tri-county area
- Part of the vibrant Pompano Beach business community



Reach 6.5 million  
people within 2-hours



Strategically located  
near Boca Raton,  
Parkland, & Coral  
Springs



Robust workforce  
from Pompano  
Beach area



## BEYOND THE BOX

**A Business Community, Not Just A Business Center**

---

**At Festival Logistics Park, work-life balance isn't just a buzzword—it's built into our location.**

---

### **SURROUNDING AMENITIES:**

- Dining options within minutes of your loading dock
- Retail conveniences for employees and executives
- Strategic position in one of South Florida's fastest-growing areas
- Access to talent from across Broward and Palm Beach counties
- Visibility and prestige on a major commercial corridor

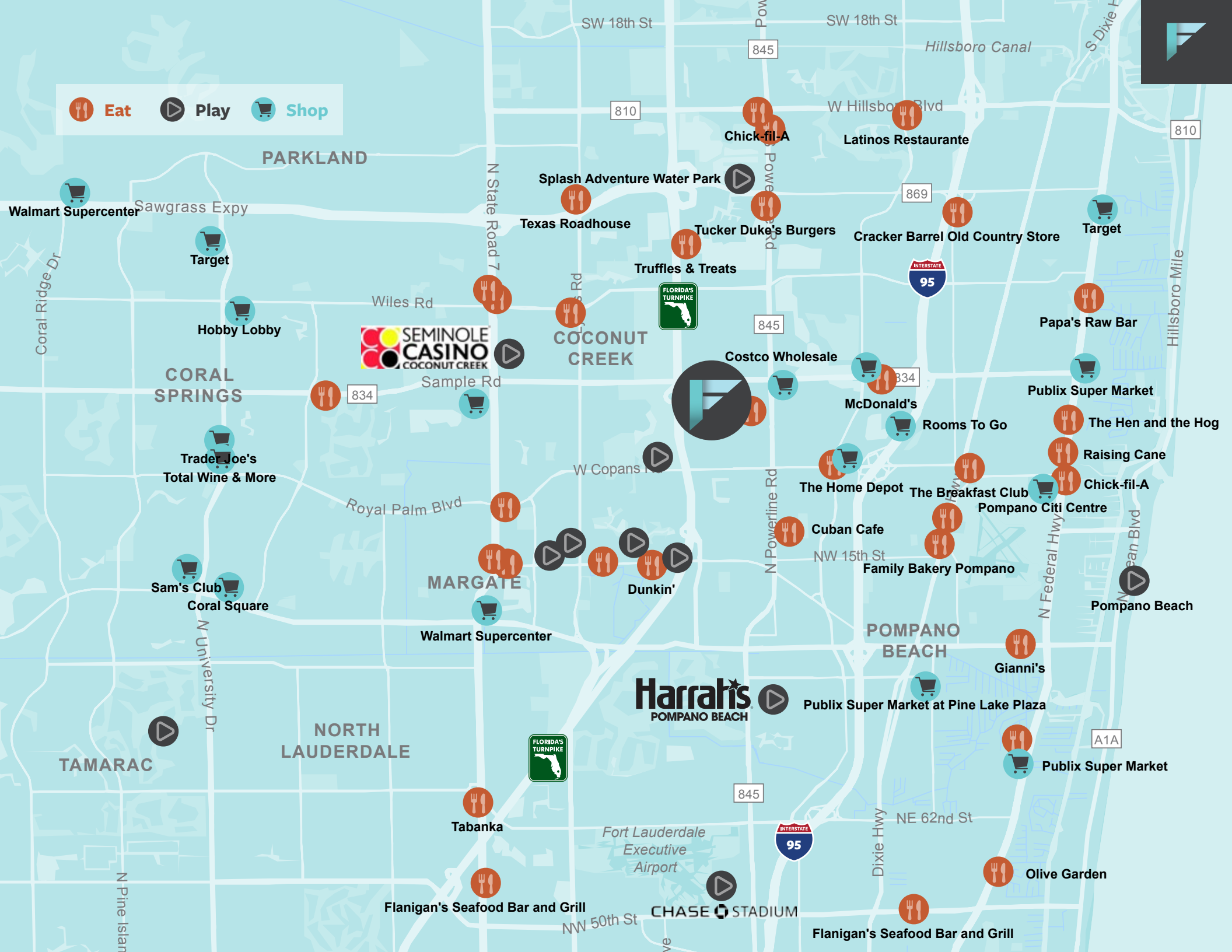




 Eat

 Play

 Shop





## LEASING TEAM

**Steve Medwin, SIOR, CCIM**

steve.medwin@streamrealty.com

(305) 615-4415

**Nick Wigoda, SIOR**

nick.wigoda@streamrealty.com

(305) 615-4461



**FESTIVAL**  
LOGISTICS PARK

2900 W. Sample Road,  
Pompano Beach, FL  
[www.festival-logistics.com](http://www.festival-logistics.com)

**DEVELOPMENT BY:**

**FOUNDRY**  
COMMERCIAL

 **WHEELOCK**  
STREET CAPITAL

Stream Realty Partners and its affiliates, representatives, partners, employees, agents, brokers, or contractors make no representation, guarantee, or warranty as to the accuracy or completeness of the information provided herein.