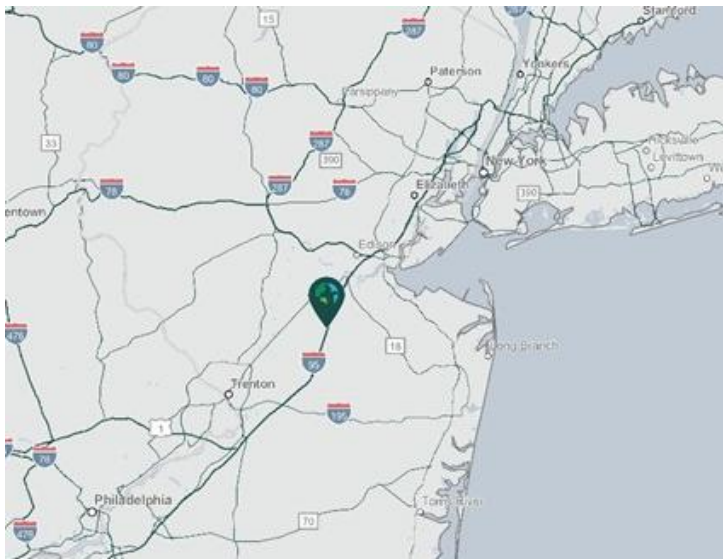


309,925 SF

200 Docks Corner Road, Unit 204
South Brunswick, NJ 08810

Prologis South Brunswick



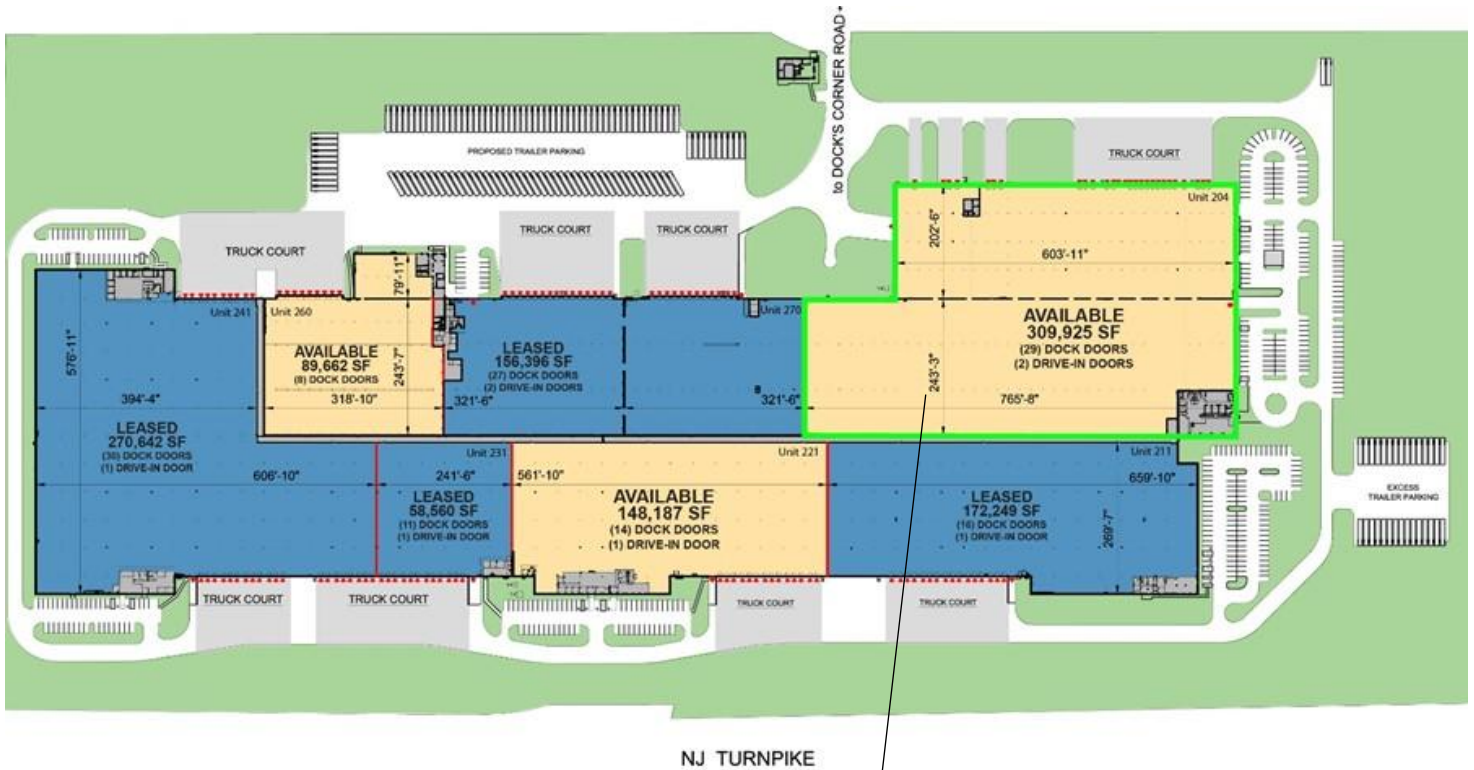
- Immediate access to NJ Turnpike Exit 8A and Route 130
- ± 30 miles from Newark Liberty International Airport and Port Newark-Elizabeth
- ± 50 miles from New York City and Philadelphia

Property Features

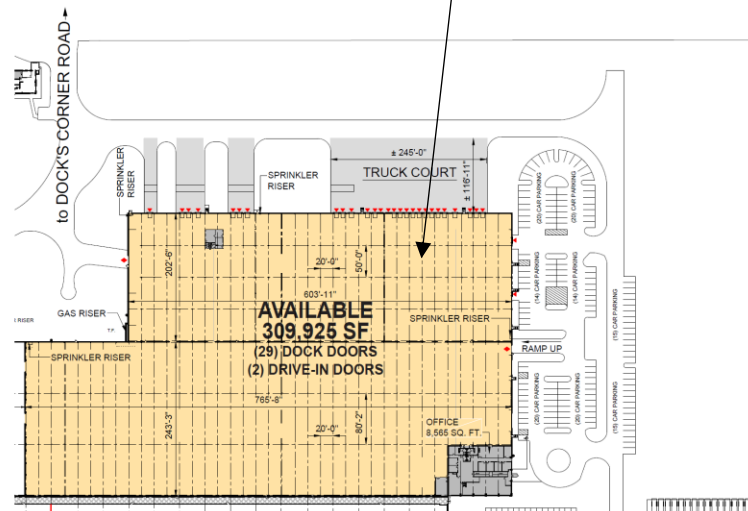
Available Space	309,925 SF
Office SF	8,565 SF
Clear Height	190,000 SF of 34' 120,000 SF of 20'
Column Spacing	20' x 80'-2"
Dock Doors	29
Drive-in Doors	2
Trailer Parking Spaces	30
Car Parking Spaces	138
Electrical Service	200 amps, 3-phase, 480/277v
Sprinkler	ESFR
Lighting	LED Motion Sensor



Unlock the full potential of your warehouse with one strategic, single-source partner.



www.pld200docks.com



JLL
Gary Politi
gary.politi@jll.com
ph +1 908 391 9059

JLL
Conor Walsh
conor.walsh@jll.com
ph +1 732 500 5816

JLL
David Knee
david.knee@jll.com
ph +1 201 528 4440

Prologis
Paul Rosen
prosen@prologis.com
ph +1 201 635 6013
prologis.com