

FOR LEASE
2801 Route 130
North Brunswick, NJ 08902



Total Available 106,250 SF
plus 1-Acre of Parking
Immediate Delivery

- Office Area To Suit
- 13 Exterior Loading Docks
- 1 Drive-in Door
- 23' 9" Ceiling Height
- 2,000 Amps, 265/440 Volts, 3 Phase, 750 KVA
- High Density Wet Sprinkler System .49 GPM over 2,000 SF
- Highway Frontage
- Great Labor Pool
- Taxes & CAM \$2.00/SF
- Call for Pricing

Contact

CHARLES FERN
+1 732 243 3101
chuck.fern@cushwake.com

JASON BARTON, SIOR
+1 732 243 3104
jason.barton@cushwake.com

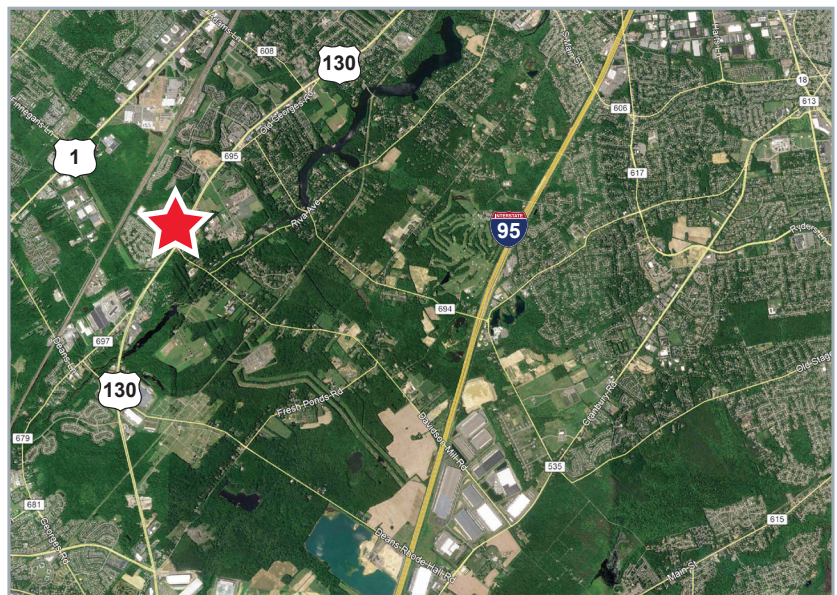
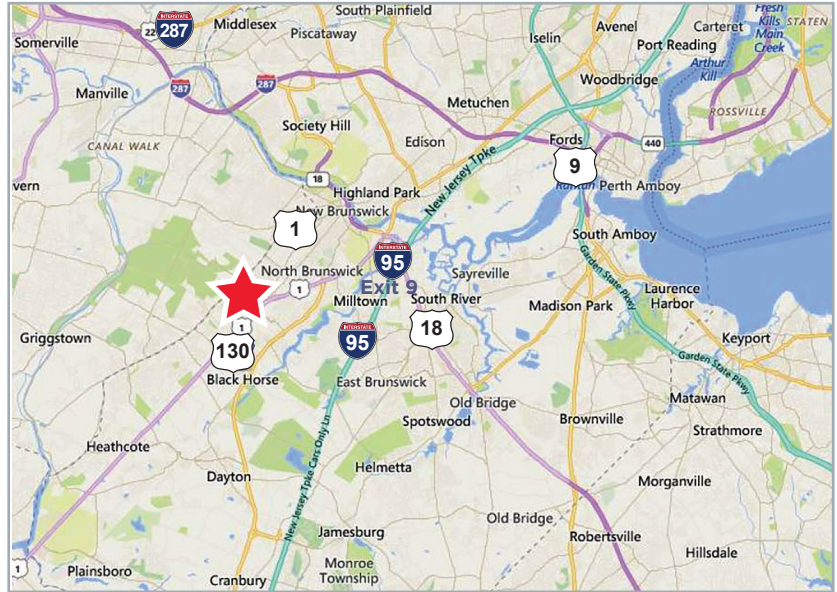
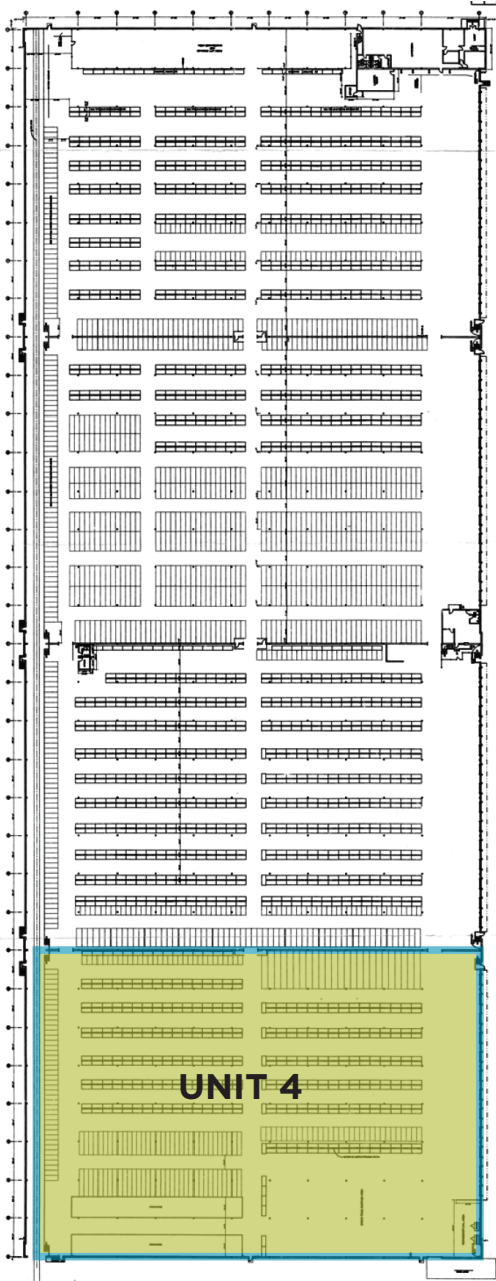
FREDERICK KURTZ
+1 732 419 8460
frederick.kurtz@cushwake.com

99 Wood Avenue South 8th Floor
Iselin, NJ 08830
+1 732 623 4700

One Meadowlands Plaza, 7th Floor
East Rutherford, NJ 07073
+1 201 935 4000

cushmanwakefield.com

FOR LEASE
2801 Route 130
North Brunswick, NJ 08902



Contact

CHARLES FERN
+1 732 243 3101
chuck.fern@cushwake.com

JASON BARTON, SIOR
+1 732 243 3104
jason.barton@cushwake.com

99 Wood Avenue South 8th Floor
Iselin, NJ 08830
+1 732 623 4700

FREDERICK KURTZ
+1 732 419 8460
frederick.kurtz@cushwake.com

One Meadowlands Plaza, 7th Floor
East Rutherford, NJ 07073
+1 201 935 4000

©2024 Cushman & Wakefield. All rights reserved. The information contained in this communication is strictly confidential. This information has been obtained from sources believed to be reliable but has not been verified. No warranty or representation, express or implied, is made as to the condition of the property (or properties) referenced herein or as to the accuracy or completeness of the information contained herein, and same is submitted subject to errors, omissions, change of price, rental or other conditions, withdrawal without notice, and to any special listing conditions imposed by the property owner(s). Any projections, opinions or estimates are subject to uncertainty and do not signify current or future property performance.