

VERNON PROFESSIONAL BUILDING • OFFICE BUILDING FOR LEASE

281 HARTFORD TPKE, VERNON ROCKVILLE, CT 06066



ELITE
COMMERCIAL REAL ESTATE SERVICES
A Veteran Owned Company



PROPERTY DESCRIPTION

Multiple professional office suites available. 325-3019 sq ft. Highly visible location with great access to Route 30 & 83 and Interstate 84. Located in the heart of Vernon's largest commercial area with access to numerous amenities.

PROPERTY HIGHLIGHTS

- Multiple Office Suites Available
- 325-3019 Sq Ft
- Highly Visible
- Great Access to Route 30 & 83 and I84

OFFERING SUMMARY

Lease Rate:	\$16.00 - 18.00 SF/yr (Gross)
Number of Units:	55
Available SF:	325 - 3,019 SF
Lot Size:	2.29 Acres
Building Size:	43,442 SF

DEMOGRAPHICS

	1 MILE	3 MILES	5 MILES
Total Households	2,036	20,255	49,330
Total Population	4,452	45,472	111,215
Average HH Income	\$99,540	\$102,157	\$93,991

CARL BERMAN CCIM, MICP
Managing Director
877.327.3755 x701
cberman@elite-cres.com

901 Farmington Avenue, First Floor, West Hartford, CT 06119 • 877.327.3755 • elite-cres.com



The information contained herein has been given to us by the owner of the property or other sources we deem reliable. We have no reason to doubt its accuracy, but we do not guarantee it. All information should be verified prior to purchase or lease. Elite Commercial Real Estate Services, LLC, is not responsible for misstatement of facts, errors or omissions. Any drawings are not to scale, all data, including all approximate measurements and calculations of area, were obtained from various sources and has not been, and will not be, verified by Elite Commercial Real Estate Services, LLC. All information should be independently reviewed and verified for accuracy.

VERNON PROFESSIONAL BUILDING • OFFICE BUILDING FOR LEASE

281 HARTFORD TPKE, VERNON ROCKVILLE, CT 06066



ELITE
COMMERCIAL REAL ESTATE SERVICES
A Veteran Owned Company



CARL BERMAN CCIM, MICP
Managing Director
877.327.3755 x701
cberman@elite-cres.com

901 Farmington Avenue, First Floor, West Hartford, CT 06119 • 877.327.3755 • elite-cres.com

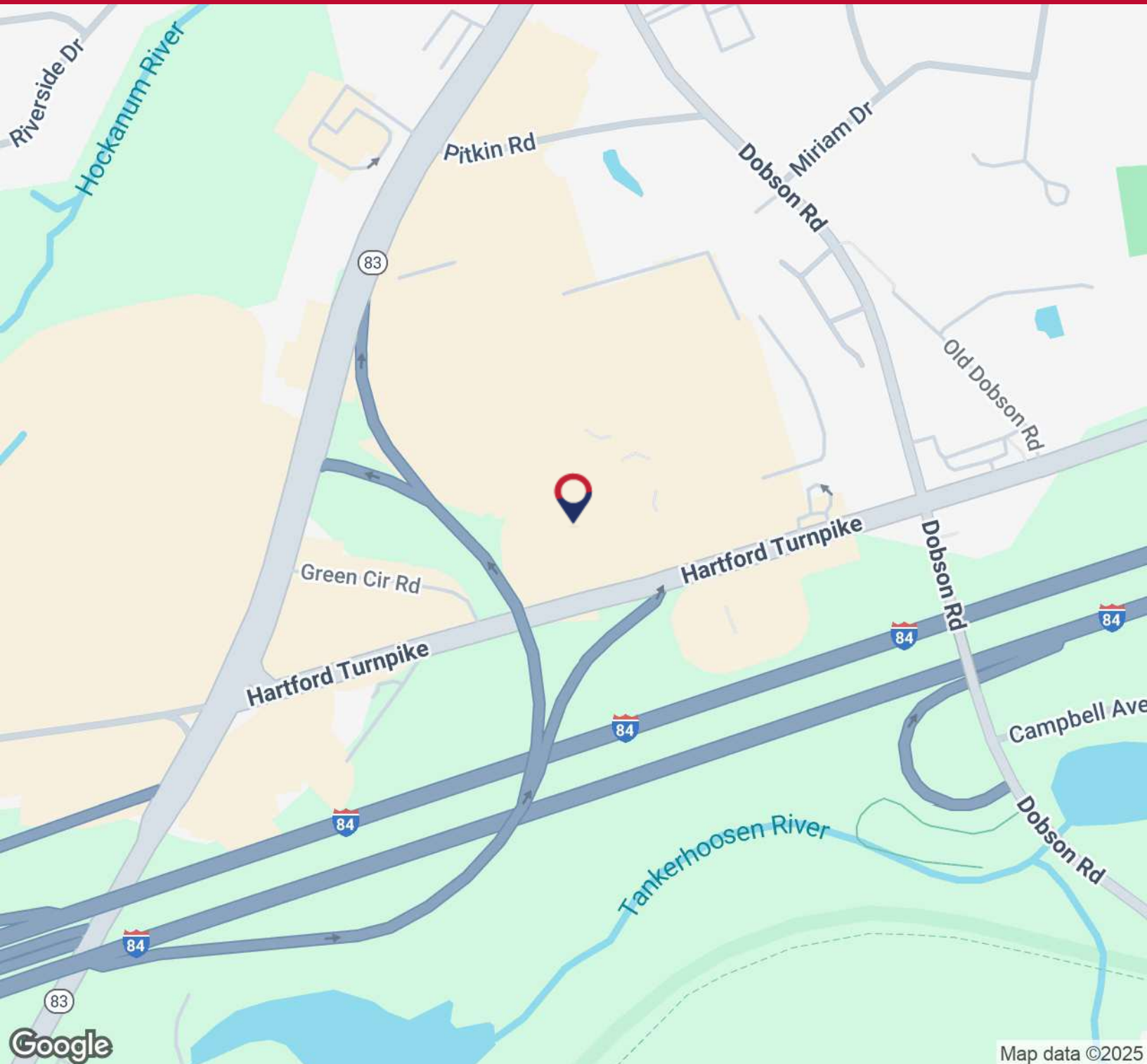
The information contained herein has been given to us by the owner of the property or other sources we deem reliable. We have no reason to doubt its accuracy, but we do not guarantee it. All information should be verified prior to purchase or lease. Elite Commercial Real Estate Services, LLC, is not responsible for misstatement of facts, errors or omissions. Any drawings are not to scale, all data, including all approximate measurements and calculations of area, were obtained from various sources and has not been, and will not be, verified by Elite Commercial Real Estate Services, LLC. All information should be independently reviewed and verified for accuracy.

VERNON PROFESSIONAL BUILDING • OFFICE BUILDING FOR LEASE

281 HARTFORD TPKE, VERNON ROCKVILLE, CT 06066



ELITE
COMMERCIAL REAL ESTATE SERVICES
A Veteran Owned Company



CARL BERMAN CCIM, MICP
Managing Director
877.327.3755 x701
cberman@elite-cres.com

901 Farmington Avenue, First Floor, West Hartford, CT 06119 • 877.327.3755 • elite-cres.com

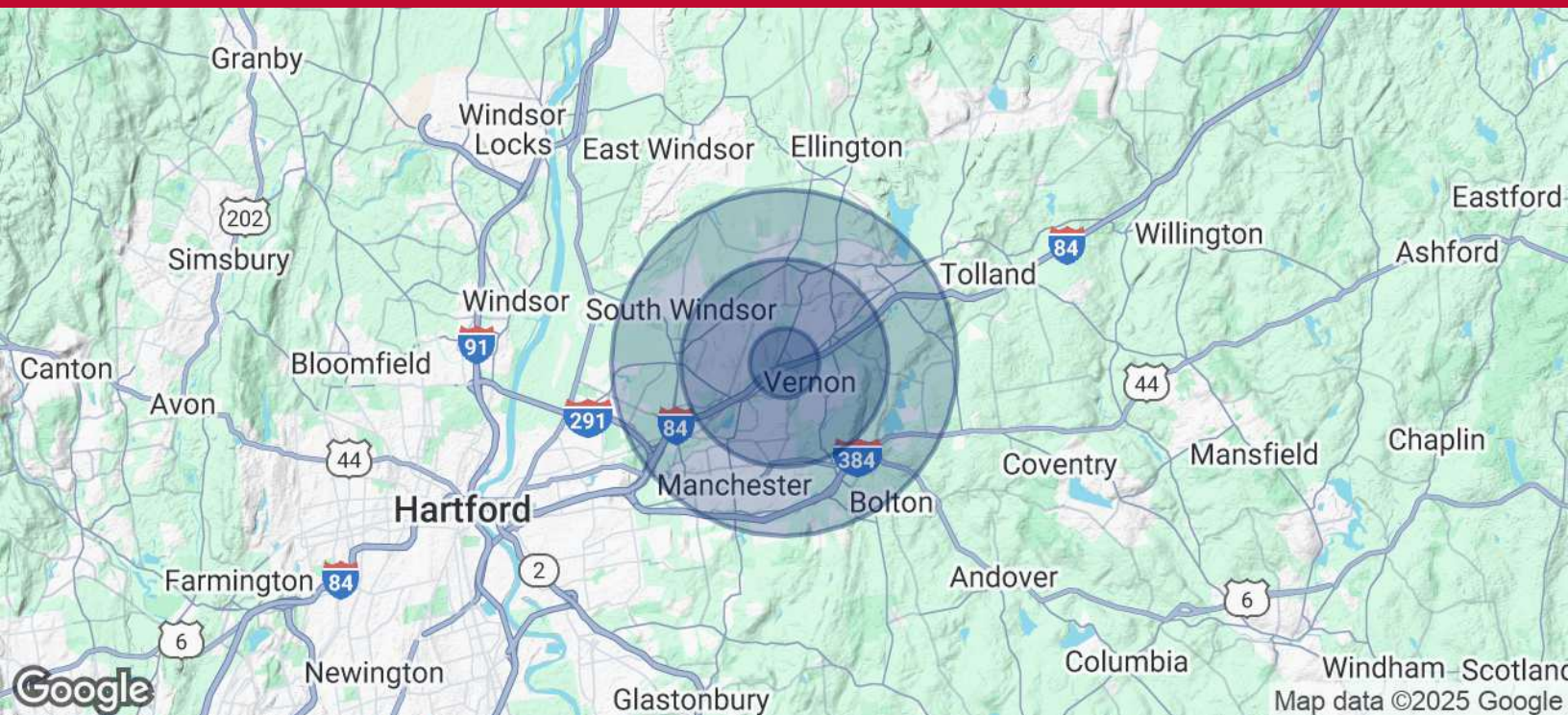
The information contained herein has been given to us by the owner of the property or other sources we deem reliable. We have no reason to doubt its accuracy, but we do not guarantee it. All information should be verified prior to purchase or lease. Elite Commercial Real Estate Services, LLC, is not responsible for misstatement of facts, errors or omissions. Any drawings are not to scale, all data, including all approximate measurements and calculations of area, were obtained from various sources and has not been, and will not be, verified by Elite Commercial Real Estate Services, LLC. All information should be independently reviewed and verified for accuracy.

VERNON PROFESSIONAL BUILDING • OFFICE BUILDING FOR LEASE

281 HARTFORD TPKE, VERNON ROCKVILLE, CT 06066



ELITE
COMMERCIAL REAL ESTATE SERVICES
A Veteran Owned Company



POPULATION	1 MILE	3 MILES	5 MILES
Total Population	4,452	45,472	111,215
Average Age	45.1	42.4	39.5
Average Age (Male)	41.0	40.8	37.7
Average Age (Female)	49.8	43.6	41.1
HOUSEHOLDS & INCOME	1 MILE	3 MILES	5 MILES
Total Households	2,036	20,255	49,330
# of Persons per HH	2.2	2.2	2.3
Average HH Income	\$99,540	\$102,157	\$93,991
Average House Value	\$215,416	\$216,504	\$200,182

2020 American Community Survey (ACS)

CARL BERMAN CCIM, MICP
Managing Director
877.327.3755 x701
cberman@elite-cres.com

901 Farmington Avenue, First Floor, West Hartford, CT 06119 • 877.327.3755 • elite-cres.com

The information contained herein has been given to us by the owner of the property or other sources we deem reliable. We have no reason to doubt its accuracy, but we do not guarantee it. All information should be verified prior to purchase or lease. Elite Commercial Real Estate Services, LLC, is not responsible for misstatement of facts, errors or omissions. Any drawings are not to scale, all data, including all approximate measurements and calculations of area, were obtained from various sources and has not been, and will not be, verified by Elite Commercial Real Estate Services, LLC. All information should be independently reviewed and verified for accuracy.