

Nottingham Country Office

20501 Katy Freeway , Katy, TX 77450



AVAILABLE SPACES

Suite	SF Available
104	1,922
117	554
215 (Avail. 10/1/26)	2,166
220 (Avail. 5/1/26)	780
242	1,000

PROPERTY HIGHLIGHTS

- Atrium lobby with lush vegetation
- On-Site Management
- Card-Key Access
- Security Camera
- Close Proximity to Restaurant, Shopping, and more

PROPERTY INFORMATION

Total Building SF:	41,242
Floors:	2
Class:	B
Submarket:	Katy Fwy W
Rental Rate:	\$24.00/SF
Parking Ratio:	3.4/1000 SF

FOR MORE INFORMATION


Terri Torregrossa

ttorregrossa@moodyrambin.com

713.773.5530



20501 Katy Freeway , Katy, TX 77450



FOR MORE INFORMATION:

Terri Torregrossa

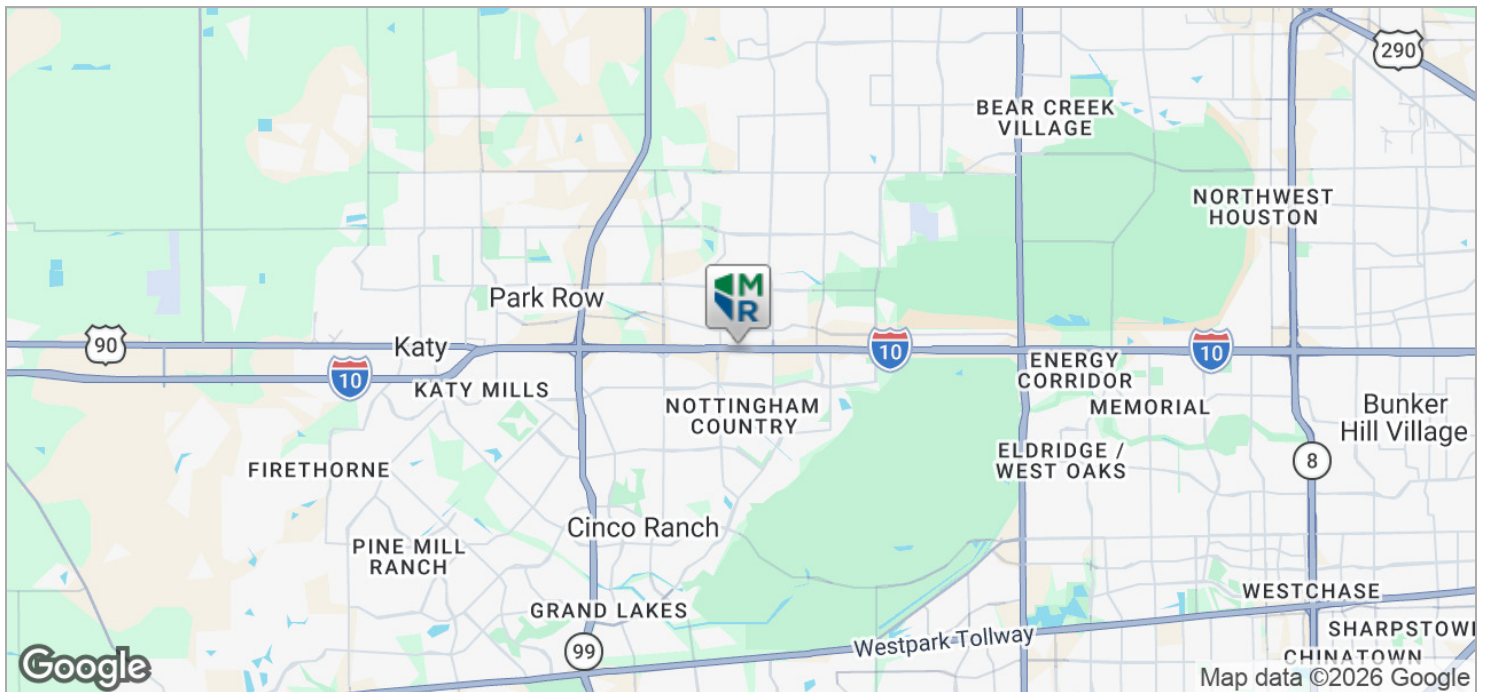
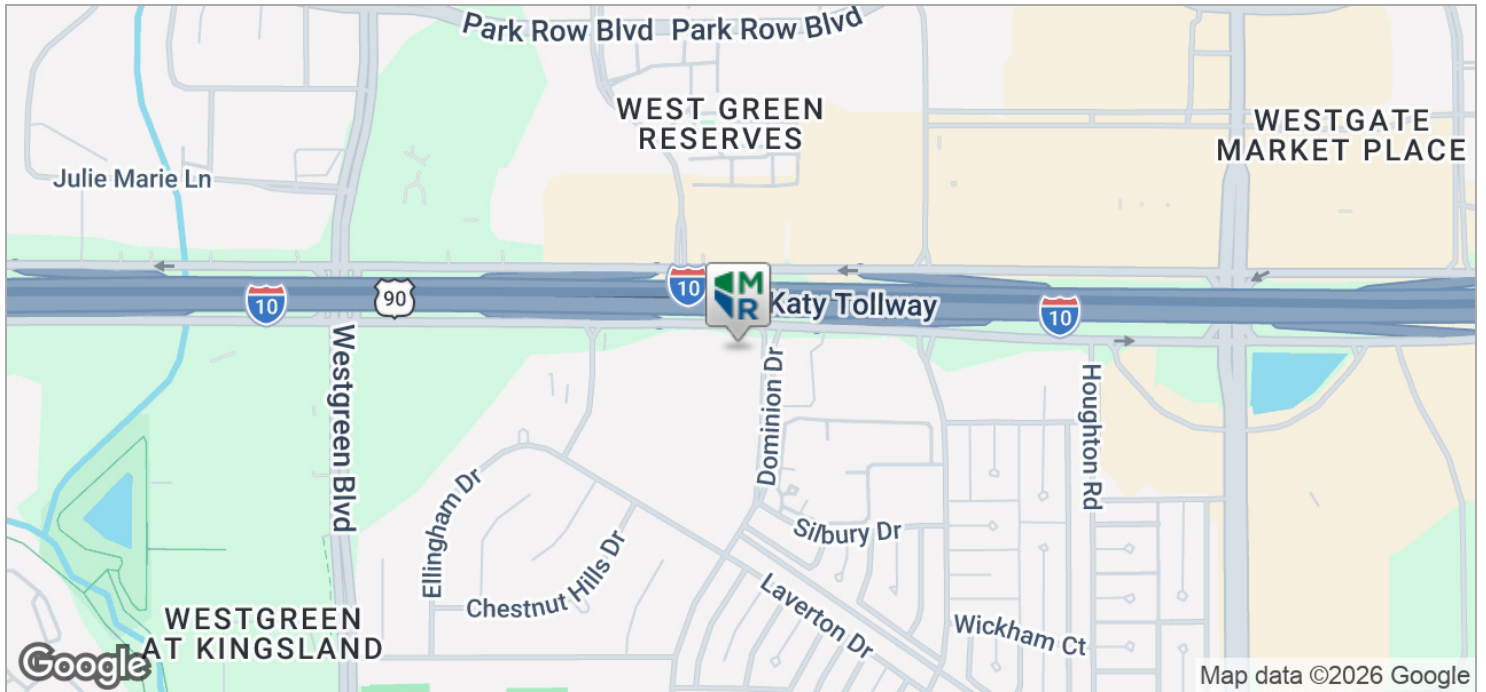
ttorregrossa@moodyrambin.com

713.773.5530



The information contained herein was obtained from sources believed reliable; however, Moody Rabin makes no guarantees, warranties or representations as to the completeness or accuracy thereof. The presentation on this property is submitted subject to errors, omission, changes of price, or conditions, prior to sale or lease, or withdrawal without notice.

20501 Katy Freeway , Katy, TX 77450



FOR MORE INFORMATION:

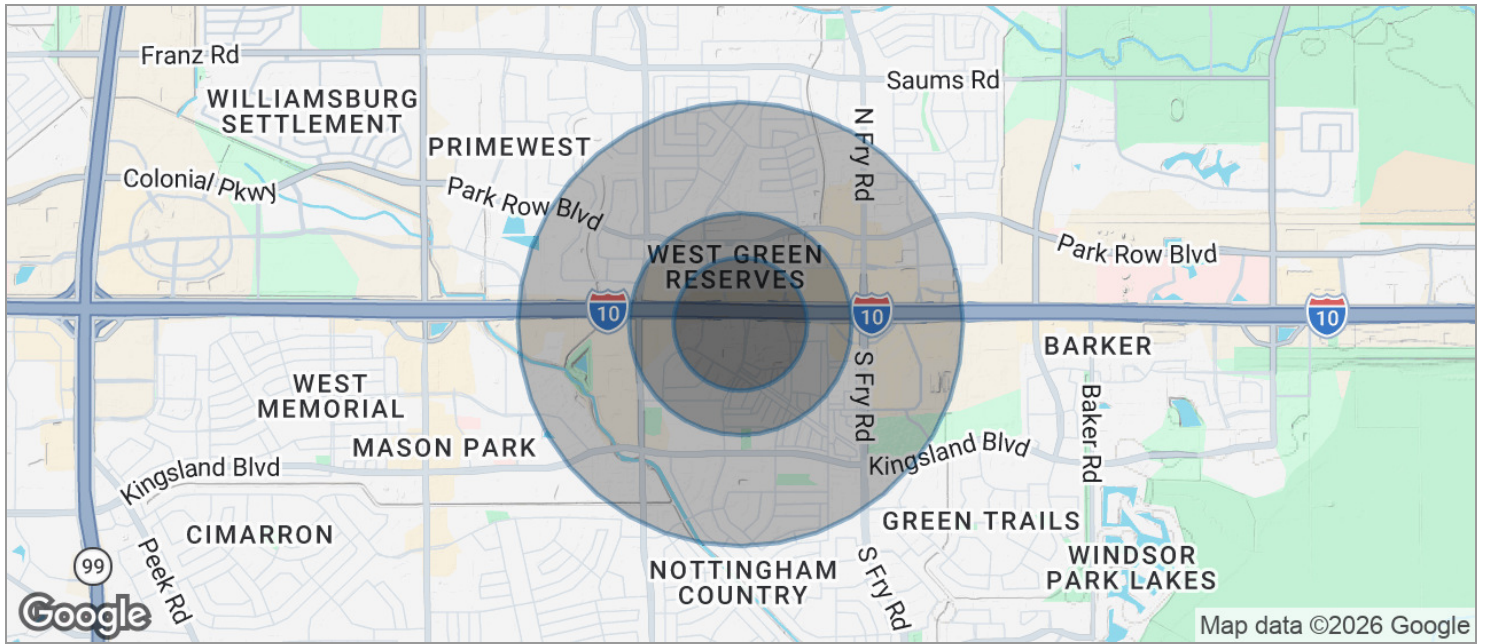
Terri Torregrossa

ttorregrossa@moodyrambin.com

713.773.5530



20501 Katy Freeway , Katy, TX 77450



	0.3 MILES	0.5 MILES	1 MILE
POPULATION			
TOTAL POPULATION	1,173	2,446	15,340
MEDIAN AGE	38	38	37
MEDIAN AGE (MALE)	37	37	36
MEDIAN AGE (FEMALE)	39	39	38
HOUSEHOLDS & INCOME			
TOTAL HOUSEHOLDS	415	849	5,556
# OF PERSONS PER HH	2.8	2.9	2.8
AVERAGE HH INCOME	\$99,395	\$96,954	\$82,187
AVERAGE HOUSE VALUE	\$375,091	\$364,966	\$305,522
RACE			
% WHITE	52.3%	50.0%	37.0%
% BLACK	10.5%	11.2%	16.0%
% ASIAN	4.9%	5.1%	5.0%
% HAWAIIAN	0.0%	0.0%	0.1%
% INDIAN	0.8%	0.7%	1.2%
% OTHER	10.7%	12.1%	19.6%
ETHNICITY			
% HISPANIC	34.4%	35.9%	45.0%

* Demographic data derived from 2020 ACS - US Census

FOR MORE INFORMATION:

Terri Torregrossa

ttorregrossa@moodyrambin.com

713.773.5530

