

This drawing is the exclusive property of the architect and may not be used or reproduced in whole or in part without the written consent of the architect. WHEN THIS DRAWING IS PRINTED AT AN 11"X 17" FORMAT - the scale of the drawings are at 1/2 of the noted scale. (U.N.O.)

WALL TYPES, ROOF AND CEILING CONSTRUCTION

WALL TYPES SCALE: 3" = 1'-0"

A1 2X4 WOOD STUD INTERIOR PARTITION WALL
A2 2X6 WOOD STUD INTERIOR PARTITION WALL

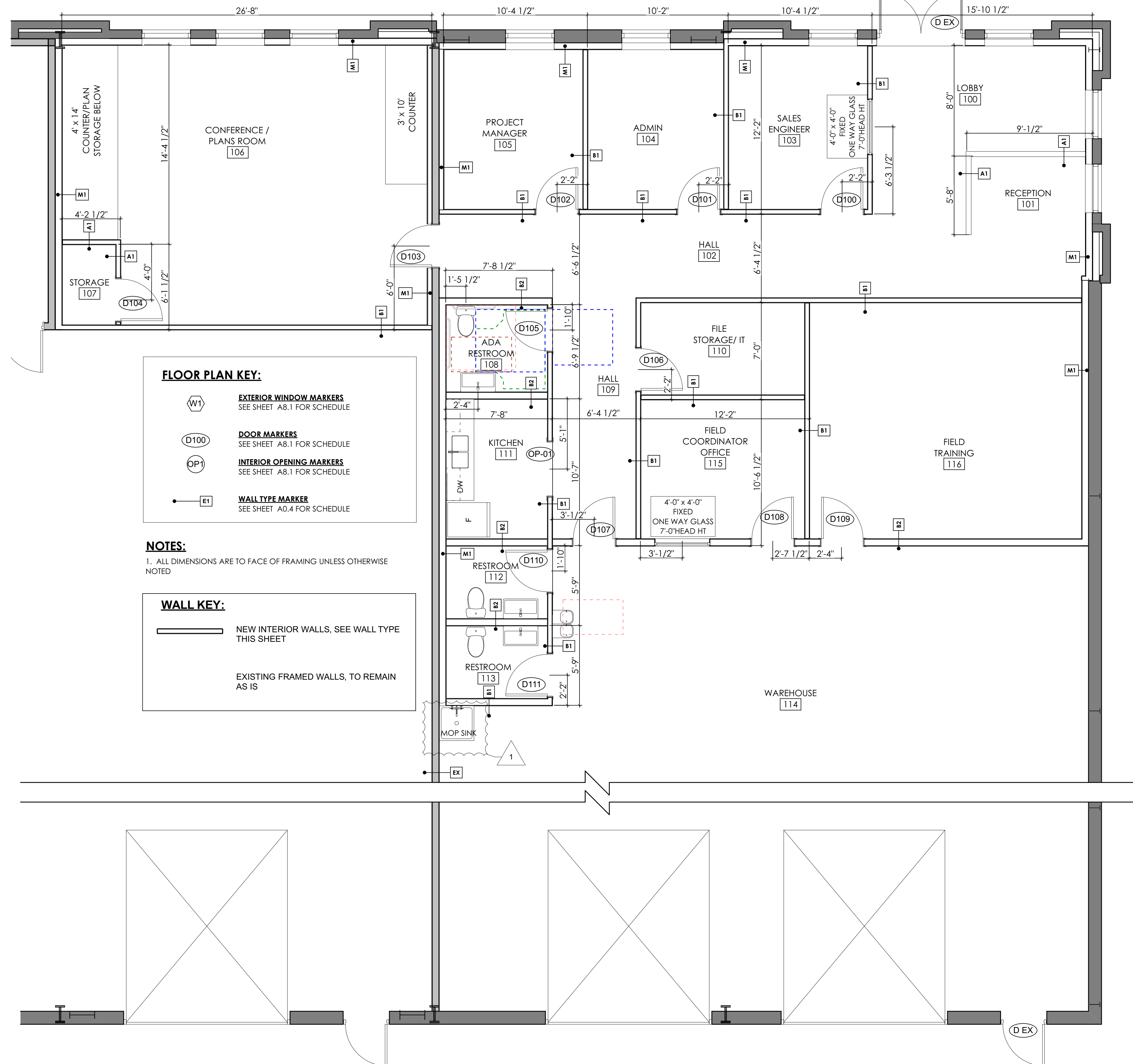
B1 SOUND INSULATED PARTITION WALL (2X4 WOOD STUDS)
B2 SOUND INSULATED PARTITION WALL (2X6 WOOD STUDS)

CEILING TYPES SCALE: 3" = 1'-0"

C-1 CEILING STRUCTURE - OFFICE



M1 EXISTING EXTERIOR WALLS BY OTHERS
ADD 2X6 INTERIOR FRAMING

M2 EXISTING EXTERIOR WALLS BY OTHERS
ADD 1X FURRING AND WALL FINISH



1 UNIT 101 FLOOR PLAN
SCALE: 1/4" = 1'-0"

NSA
 NEIL STEVENSON
 ARCHITECTS
 680 KING STREET, SUITE B
 CHARLESTON, SOUTH CAROLINA 29403
 843.853.8800
 NEILSTEVENSONARCHITECTS.COM



UNIT 101 FIRST FLOOR
 PLAN - PROPOSED

RICH ST UNIT 101
 2157 RICH STREET,
 BUILDING 100
 NORTH CHARLESTON, SC
 29405

S	PERMIT SET	07/08/20
U	ARCH REV 1	07/23/20
B		
M		
I		
T		
A		
L		
I	NSA Job #: 20.111	
N	AOR: NCS	
F	Drawn By: AKS	
O	Date: 7/23/2020	

S
H
E
E
T
#

A2.1