







110 Church Street INDUSTRIAL




Powder Bath




Bath #3



Bath #4




Palette




Kitchen



Bath #2



Master Bath



Front Entry

114 Church Street TRANSITIONAL




Bath #3



Bath #2



Utility




Palette



Bath #4



Front Entry



Master Bath






Kitchen






118 Church Street URBAN FARMHOUSE




Master Bath


Bath #2



Bath #4



Palette



Front Entry






Bath #3




Kitchen







Master Bath



A modern, black, rectangular wall sconce. It features a square mounting plate with two screws. A vertical rectangular glass panel is attached to the front, and a horizontal rectangular glass panel is attached to the top. The glass panels are clear, and the sconce is shown against a white background.



@baileybrothersbuilders

