

SUITES FOR LEASE

Fairview Garden Office/ Retail Suites

675 Fairview Dr., Carson City, NV



Suite	Unit Sq. Ft. + Common Area Sq. Ft.	Monthly Rent	Lease Term	Availability Date
210	232 Sq. Ft	\$383.00	1 - 3 Year	NOW
226-A	201 Sq. Ft.	\$332.00	1 - 3 Year	NOW



COLDWELL BANKER
SELECT REAL ESTATE
COMMERCIAL DIVISION
LEASING - SALES - PROPERTY MANAGEMENT



Erika Bruun-Andersen


Realtor S.183560

EBAndersen@CBselectRE.com

310.980.7787

**187 SONOMA STREET
CARSON CITY, NV 89701**

775-350-7503



All information is gathered from sources deemed reliable, but is not guaranteed by the Broker. Therefore, Lessee is advised to independently verify any information on any items that would influence their decision to buy or lease.

FAIRVIEW GARDEN OFFICE/RETAIL SUITES FOR LEASE

**675 Fairview Drive
Carson City, NV 89701**



PROPERTY/LEASE FEATURES



- ◆ Office suites vary in size and location.
- ◆ Suites can be combined, if contiguous.
- ◆ Minimum one year lease.
- ◆ Rent includes gas, electric, water/sewer, and trash.
- ◆ Monthly rent for suites includes a prorated share of square footage for 4-restrooms, phone & electrical rooms, storage area, janitor closets, and interior halls.
- ◆ Telephone and/or internet installation are at
- ◆ tenant's sole cost and expense.
- ◆ AT&T Business Fiber Services are available.
- ◆ Tenant to pay prorated share of snow removal billed on an annual basis.

Bowers Family Investments, LLC

675 Fairview Drive
Carson City, NV 89701

FAIRVIEW DRIVE

INDUSTRIAL PARK DRIVE

227	226-A ★ 201 sq ft C=17	226	225	224	223	ELECTRICAL	222	221	220	219	218	217		
301 sq ft C=25		218.5 sq ft C=17	218.5 sq ft C=17	181 sq ft C=25	330 sq ft C=29	CORRIDOR	223 sq ft C=17	213 sq ft C=17	213 sq ft C=17	213 sq ft C=17	213 sq ft C=17	213 sq ft C=17		
HALL							HALL							
228	248-A	248	247	246	245	ELECTRICAL	244	243	242	241	216-A	216		
221 sq ft C=17	149 sq ft C=8	151 sq ft C=9	190 sq ft C=17	241 sq ft C=17	194 sq ft C=14		182 sq ft C=14	213 sq ft C=17	213 sq ft C=17	213 sq ft C=17	213 sq ft C=17	213 sq ft C=17	213 sq ft C=17	
230							CORRIDOR						215	
152.5 sq ft C=12.5													Men's Restroom	215
231	Women's Restroom							CORRIDOR						214
152.5 sq ft C=12.5	Women's Restroom													214
232	232-A	233	234	235	236	JANITOR	237	238	239	240	240-	213		
145 sq ft C=17	213 sq ft C=17	213 sq ft C=17	213 sq ft C=17	213 sq ft C=17	142 sq ft C=8	CORRIDOR	233 sq ft C=17	217 sq ft C=17	241 sq ft C=17	191 sq ft C=14	109 sq ft	233 sq ft C=17		
HALL							HALL							
201	202	203	204	205	206	ELECTRICAL	207	208	209	210 ★ 232 sq ft C=17	211	212		
213 sq ft C=17	213 sq ft C=17	213 sq ft C=17	213 sq ft C=17	213 sq ft C=17	249 sq ft C=17		171 sq ft C=17	217 sq ft C=17	194 sq ft C=13	249 sq ft C=17	177 sq ft C=13			

★ SUITE 232-A HAS A SINK
★ SUITE 248-A HAS A SINK