

510 — TOWN — SEND

DISCOVER 510 TOWNSEND,

the pinnacle of innovation
in San Francisco's vibrant
SoMa district.

This modern seven-story marvel offers premium office space designed for forward-thinking companies. With its sleek design, state-of-the-art amenities, and prime location, 510 Townsend isn't just a workspace—it's a catalyst for creativity and success.


Positioned at the heart of the city's tech ecosystem, it provides the perfect environment for businesses ready to shape the future.

510
TOWN
SEND

510
TOWN
SEND



510 TOWN SEND



BUILDING FEATURES



BUILDING SIZE
304,708



FLOORS
7



FLOOR PLATE SIZE
20,000 SF



BUILT
2018



ROOF DECK & URBAN GARDEN
20,000 SF



SUSTAINABILITY
**LEED Platinum, Onsite
graywater management system**

HOW IT ALL STACKS UP



Micro Kitchens on Each Floor
[view me](#)



Breakout Areas on Each Floor
[view me](#)



Abundant Natural Light
[view me](#)



Open Floor Plans
[view me](#)

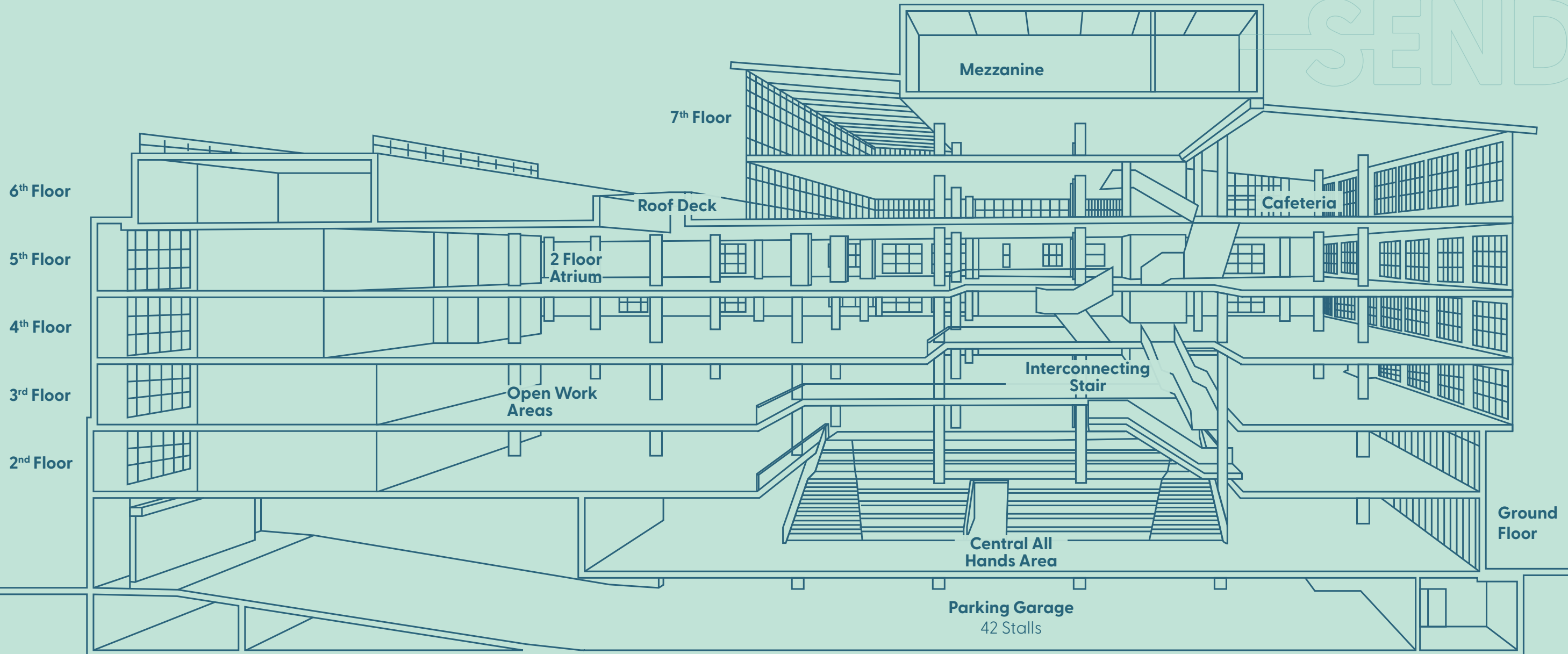


Bike Room Ground Floor




Greywater Treatment Onsite

510
TOWN
SEND



510 TOWN SEND



YOUR NEIGHBORHOOD

A thriving hub for innovation, from local startups to tech giants. Nearby residential areas offer shorter commutes and a vibrant community. Enjoy easy access to Silicon Valley talent while reducing travel time for San Francisco employees.

→ YOUR COMMUTE



DRIVING

2 blocks from I-80 & I-280 on ramps



MUNI

8 bus lines within a 2 minute walk



CALTRAIN

3 blocks from Caltrain Station, providing direct access to Silicon Valley



CENTRAL SUBWAY

3 blocks from the new central subway, providing connections to SOMA, Union Square & Chinatown



BIKE SHARE

4 bike share docking stations within one block of the building

YOUR NEIGHBORHOOD

A thriving hub for innovation, from local startups to tech giants. Nearby residential areas offer shorter commutes and a vibrant community. Enjoy easy access to Silicon Valley talent while reducing travel time for San Francisco employees.



→ YOUR NEIGHBORS



510 TOWN SEND



Although information has been obtained from sources deemed reliable, JLL does not make any guarantees, warranties or representations, express or implied, as to the completeness or accuracy as to the information contained herein. Any projections, opinions, assumptions or estimates used are for example only. There may be differences between projected and actual results, and those differences may be material. JLL does not accept any liability for any loss or damage suffered by any party resulting from reliance on this information. If the recipient of this information has signed a confidentiality agreement with JLL regarding this matter, this information is subject to the terms of that agreement.
©2025 Jones Lang LaSalle Brokerage, Inc. All rights reserved.

Wes Powell

+1 415 395 4901

Wesley.Powell@jll.com

License #: CA-01702003

Chris Holland

+1 415 354 6917

Chris.Holland@jll.com

License #: CA-01474598