

FOR LEASE

SITE



PROPERTY DETAILS

4645 South 4000 West, West Valley City, UT 84120

- 1,200 SF Available
- Anchored by Smith's (Top Three Producing in Utah)
- Ample Parking
- Great Visibility and Access
- Close to Many Amenities
- Call for Pricing
- NNN Fee: \$8.84

SURROUNDING TENANTS



2025 DEMOS



EST. POPULATION

1 MILE » 21,441
3 MILE » 172,227
5 MILE » 331,122



EST. HOUSEHOLDS

1 MILE » 6,437
3 MILE » 53,210
5 MILE » 104,151



EST. MEDIAN HH INCOME

1 MILE » \$88,091
3 MILE » \$93,711
5 MILE » \$96,058

NEWMARK



MOUNTAIN WEST

ANDY MOFFITT

amoffitt@newmarkmw.com


direct 801.456.8811

[View Profile](#)

**FULL SERVICE
COMMERCIAL REAL ESTATE**
312 East South Temple
Salt Lake City, Utah 84111
Office 801.456.8800
www.newmarkmw.com

SMITH'S PLAZA

FLOOR PLAN



NEWMARK



MOUNTAIN WEST

ANDY MOFFITT

amoffitt@newmarkmw.com

direct 801.456.8811

[View Profile](#)

**FULL SERVICE
COMMERCIAL REAL ESTATE**

312 East South Temple

Salt Lake City, Utah 84111

Office 801.456.8800



www.newmarkmw.com



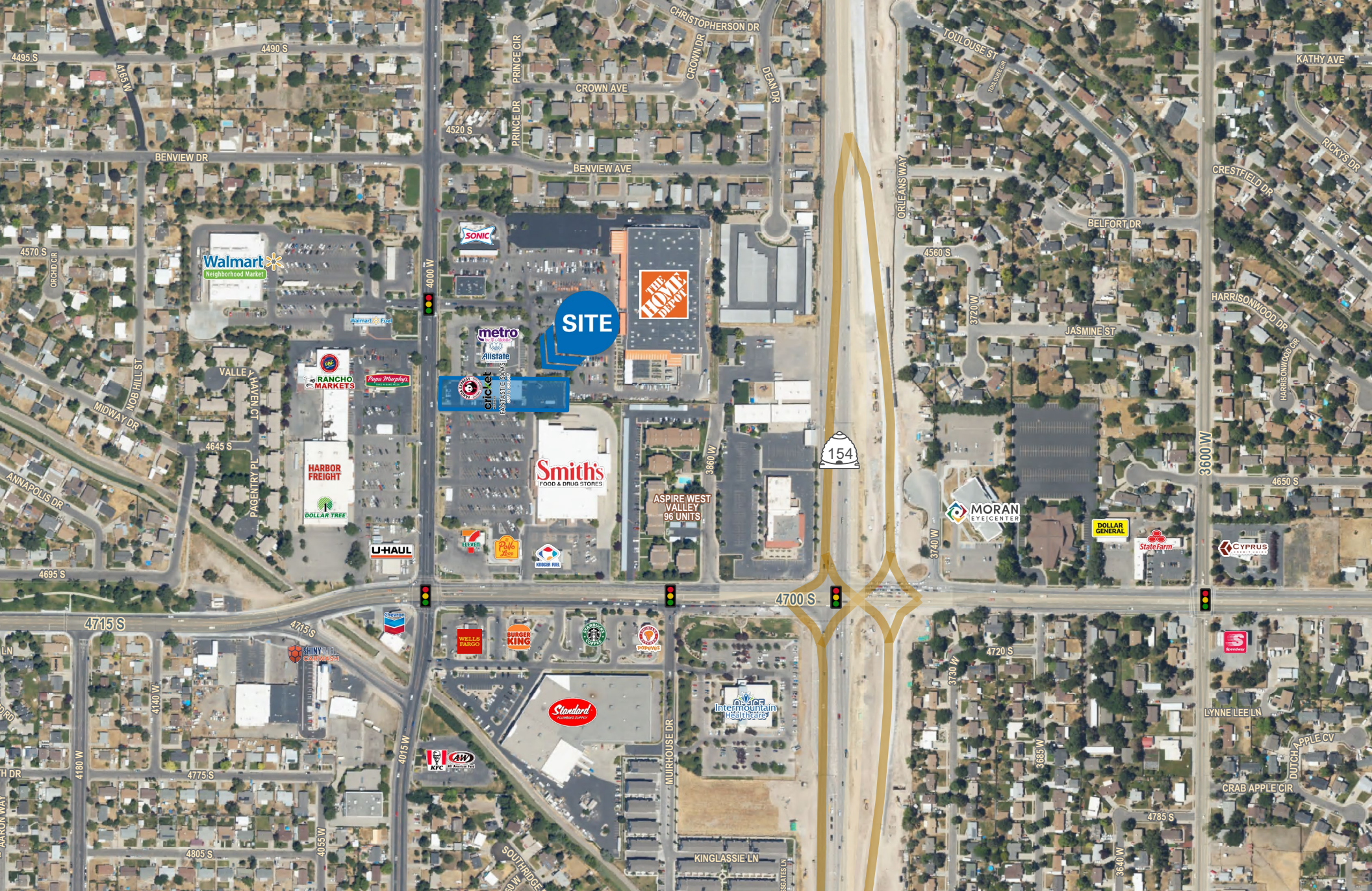
NEWMARK

MOUNTAIN WEST

ANDY MOFFITT
 amoffitt@newmarkmw.com
 direct 801.456.8811
[View Profile](#)



**FULL SERVICE
 COMMERCIAL REAL ESTATE**
 312 East South Temple
 Salt Lake City, Utah 84111
 Office 801.456.8800
www.newmarkmw.com



ANDY MOFFITT
amoffitt@newmarkmw.com
direct 801.456.8811
[View Profile](#)

FULL SERVICE
COMMERCIAL REAL ESTATE
312 East South Temple
Salt Lake City, Utah 84111
Office 801.456.8800
www.newmarkmw.com