



**Keegan & Coppin**  
COMPANY, INC.

FOR LEASE

879 LINDBERG LANE  
PETALUMA, CA

Industrial Warehouse and  
Office Spaces



Go beyond broker.

REPRESENTED BY:

**SARA WANN, PARTNER**  
LIC # 01437146 (707) 664-1400, EXT 308  
SWANN@KEEGANCOPPIN.COM

**NATHAN BALLARD, PARTNER**  
LIC # 01743417 (415) 461-1010, EXT 116  
NBALLARD@KEEGANCOPPIN.COM



# INDUSTRIAL OFFICE SPACES FOR LEASE



879 LINDBERG LANE  
PETALUMA, CA

## INDUSTRIAL WAREHOUSE AND OFFICE SPACES

### PROPERTY INFORMATION

Central Petaluma location immediately accessible from Highways 101 and 116, the main distribution arteries in and out of Petaluma. Close to many amenities including the Petaluma Gateway Shopping Center, and bustling downtown Petaluma.

### LEASE TERMS

#### RATE

\$1.25 PSF NNN

#### TERMS

NNN (\$0.26 PSF)

3 - 5 year lease term preferred

#### ZONING

I - Industrial

AVAILABLE SPACE	DESCRIPTION
<b>SUITE 105</b> 1,119+/- SF	1st floor small warehouse with 3 compartment sink, one roll-up door and approx. 14' clear height. Suite has direct access to common area restrooms.
<b>SUITE 202</b> 450+/- SF	2nd floor nice open office.
<b>SUITE 208</b> 501+/- SF	2nd floor open office space with wood laminate flooring and soaring ceilings.
<b>SUITE 212</b> 863+/- SF	2nd floor office space currently configured with one large open work space/reception area and one large private office.

**YARD SPACE:** Opportunity to secure a small yard space which includes adequate space to place a storage container or park a few oversized vehicles. Yard must be rented in conjunction with office.

Keegan & Coppin Co., Inc.  
1201 N McDowell Boulevard  
Petaluma, CA 94954  
www.keegancoppin.com  
(707) 664-1400

The above information, while not guaranteed, has been secured from sources we believe to be reliable. Submitted subject to error, change or withdrawal. An interested party should verify the status of the property and the information herein.

REPRESENTED BY:

SARA WANN, PARTNER  
LIC # 01437146 (707) 664-1400, EXT 308  
SWANN@KEEGANCOPPIN.COM

NATHAN BALLARD, PARTNER  
LIC # 01743417 (415) 461-1010, EXT 116  
NBALLARD@KEEGANCOPPIN.COM

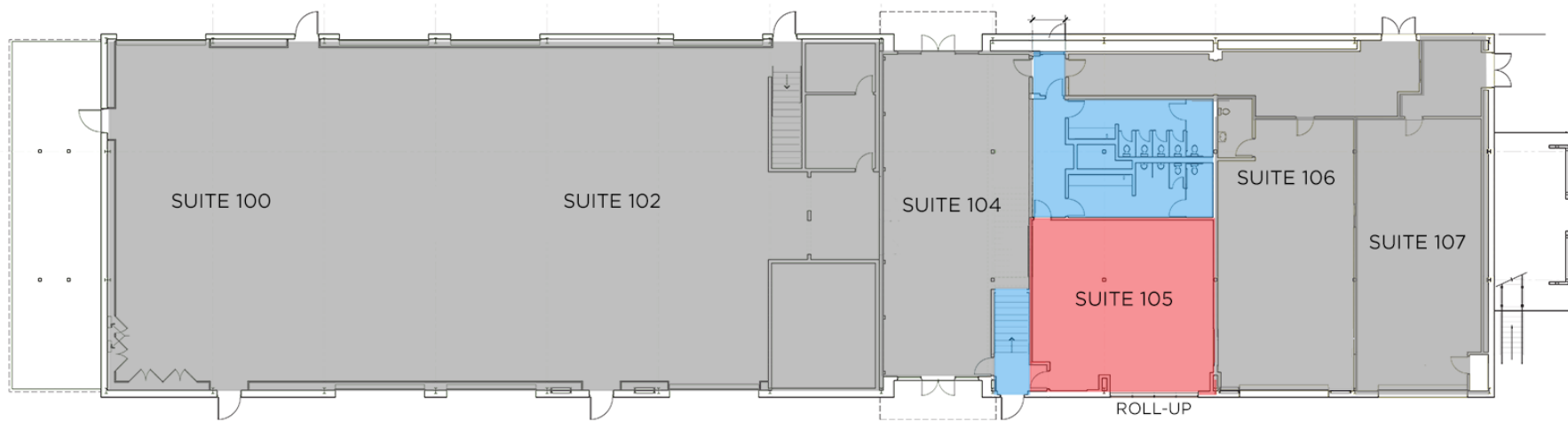




# 879 LINDBERG LANE, PETALUMA, CA FLOOR PLAN



879 LINDBERG LANE  
PETALUMA, CA

**INDUSTRIAL WAREHOUSE  
AND OFFICE SPACES**



 = FIRST FLOOR COMMON AREA  
 = AVAILABLE

**PRESENTED BY:**

**SARA WANN, PARTNER**  
LIC # 01437146 (707) 664-1400, EXT 308  
SWANN@KEEGANCOPPIN.COM

**NATHAN BALLARD, PARTNER**  
LIC # 01743417 (415) 461-1010, EXT 116  
NBALLARD@KEEGANCOPPIN.COM

The above information, while not guaranteed, has been secured from sources we believe to be reliable. Submitted subject to error, change or withdrawal. An interested party should verify the status of the property and the information herein.



# 879 LINDBERG LANE, PETALUMA, CA FLOOR PLAN - SECOND FLOOR



879 LINDBERG LANE  
PETALUMA, CA

**INDUSTRIAL WAREHOUSE  
AND OFFICE SPACES**



 = SECOND FLOOR COMMON AREA

 = AVAILABLE

**PRESENTED BY:**

**SARA WANN, PARTNER**  
LIC # 01437146 (707) 664-1400, EXT 308  
SWANN@KEEGANCOPPIN.COM

**NATHAN BALLARD, PARTNER**  
LIC # 01743417 (415) 461-1010, EXT 116  
NBALLARD@KEEGANCOPPIN.COM

The above information, while not guaranteed, has been secured from sources we believe to be reliable. Submitted subject to error, change or withdrawal. An interested party should verify the status of the property and the information herein.



# 879 LINDBERG LANE, PETALUMA, CA AERIAL MAP



879 LINDBERG LANE  
PETALUMA, CA

**INDUSTRIAL WAREHOUSE  
AND OFFICE SPACES**



**PRESENTED BY:**

**SARA WANN, PARTNER**  
LIC # 01437146 (707) 664-1400, EXT 308  
SWANN@KEEGANCOPPIN.COM

**NATHAN BALLARD, PARTNER**  
LIC # 01743417 (415) 461-1010, EXT 116  
NBALLARD@KEEGANCOPPIN.COM

The above information, while not guaranteed, has been secured from sources we believe to be reliable. Submitted subject to error, change or withdrawal. An interested party should verify the status of the property and the information herein. Map created using ArcGIS® software by Esri. ArcGIS® is the intellectual property of Esri and is used herein under license. Copyright © Esri.