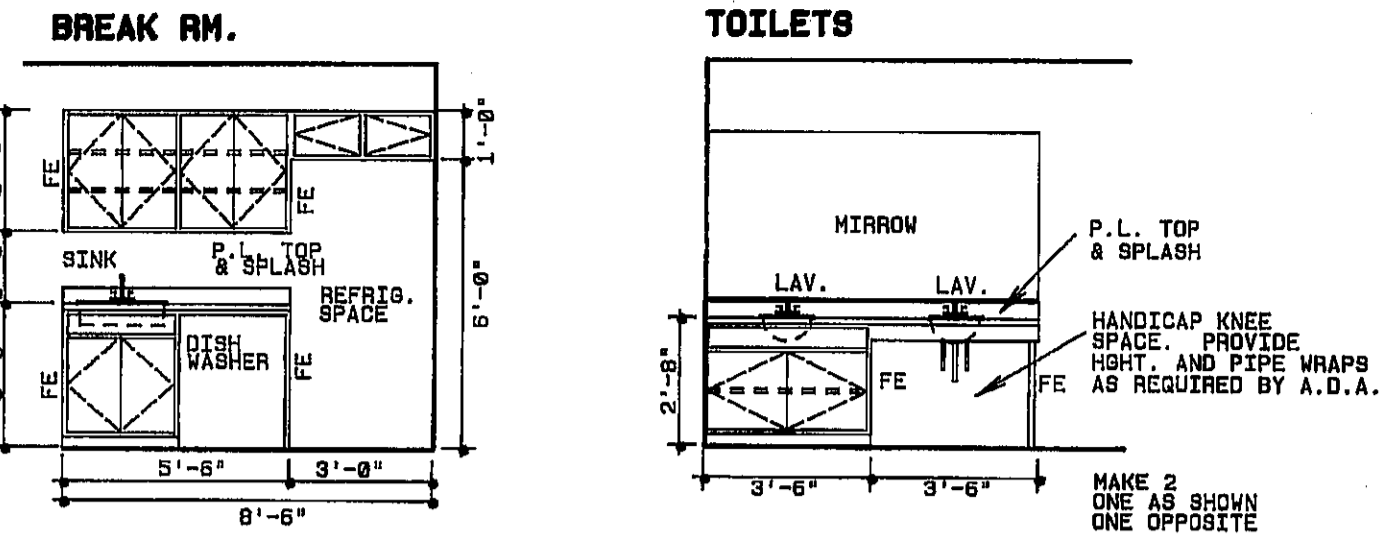


CABINERY ELEVATIONS

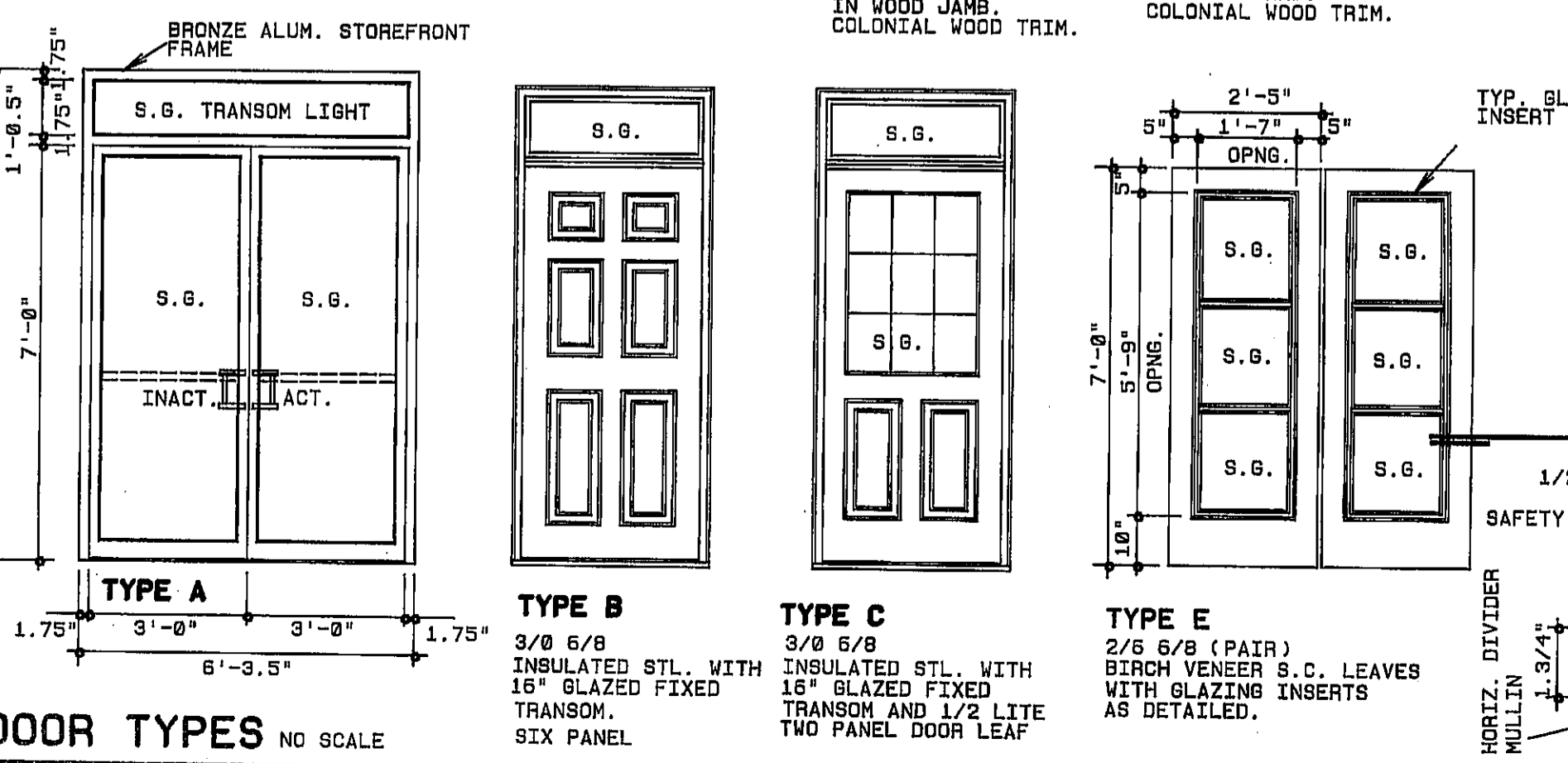



ROOM / AREA	FLOOR	BASE	WALL	MOB.	CEILING	HGT.	REMARKS
FOYER						9'-6"	
RECEPTION						9'-6"	SEE DET. 2-8-4.
WAITING						9'-6"	
CORRIDOR - 1						9'-6"	
DEMONSTRATION ROOM						9'-6"	
EQUIPMENT						9'-6"	
BREAKROOM						9'-6"	
JANITOR						10'-4"	
FILES / COPIER ROOM						9'-6"	
WORK AREA - 1						9'-6"	
WORK AREA - 2						9'-6"	
WORK AREA - 3						9'-6"	
CORRIDOR - 2						9'-6"	
WOMEN						9'-6"	THIN SET
MEN						9'-6"	THIN SET
PROJECT ROOM						9'-6"	
COMPUTER ROOM						9'-6"	
WAYNE'S OFFICE						9'-6"	
JIM'S OFFICE						9'-6"	
LIBRARY						9'-6"	

OPEN NO.	DOOR	TYPE	MAT'L	CONST.	NOMINAL SIZE	HARDWARE		FRAME	REMARKS
						DOOR	THRESHOLD		
1	A	ALUM.	S.F.	PAIR	3'-0" x 7'-0"	1.3/4"		S.F. AL	WITH BRONZE TINT SAFETY GLAZING (PAIR) SEE DET.
2	B	STL.	INSUL.		3'-0" x 6'-8"	1.3/4"		HM	WITH SAFETY GLAZING
3	B	STL.	INSUL.		3'-0" x 6'-8"	1.3/4"		HM	WITH SAFETY GLAZING
4	C	STL.	INSUL.		3'-0" x 6'-8"	1.3/4"		HM	WITH SAFETY GLAZING
5	E	WOOD	CLAD	PAIR	2'-6" x 6'-8"	1.3/4"		PH WD	MILLWORK SPECIALITY 3 LITE PAIR. SEE DETAIL.
6	D	WOOD	CLAD		3'-0" x 6'-8"	1.3/8"		PH WD	6 PANEL "COLONIST" CLAD
7	D	WOOD	CLAD		3'-0" x 6'-8"	1.3/8"		PH WD	6 PANEL "COLONIST" CLAD
8	D	WOOD	CLAD		3'-0" x 6'-8"	1.3/8"		PH WD	6 PANEL "COLONIST" CLAD
9	D	WOOD	CLAD		2'-0" x 6'-8"	1.3/8"		PH WD	6 PANEL "COLONIST" CLAD
10	D	WOOD	CLAD		2'-0" x 6'-8"	1.3/8"		PH WD	6 PANEL "COLONIST" CLAD
11	D	WOOD	CLAD		3'-0" x 6'-8"	1.3/8"		PH WD	6 PANEL "COLONIST" CLAD
12	D	WOOD	CLAD		3'-0" x 6'-8"	1.3/8"		PH WD	6 PANEL "COLONIST" CLAD
13	D	WOOD	CLAD		3'-0" x 6'-8"	1.3/8"		PH WD	6 PANEL "COLONIST" CLAD
14	F	WOOD	PANEL		3'-0" x 6'-8"	1.3/4"		PH WD	6 PANEL "COLONIST" CLAD
15	F	WOOD	PANEL		3'-0" x 6'-8"	1.3/4"		PH WD	6 PANEL FIR (PREHUNG) SEE NOTE #7.
16	D	WOOD	CLAD		3'-0" x 6'-8"	1.3/8"		PH WD	6 PANEL "COLONIST" CLAD
17	D	WOOD	CLAD		3'-0" x 6'-8"	1.3/8"		PH WD	6 PANEL "COLONIST" CLAD
18	D	WOOD	CLAD		3'-0" x 6'-8"	1.3/8"		PH WD	6 PANEL "COLONIST" CLAD
19	D	WOOD	CLAD		3'-0" x 6'-8"	1.3/8"		PH WD	6 PANEL "COLONIST" CLAD

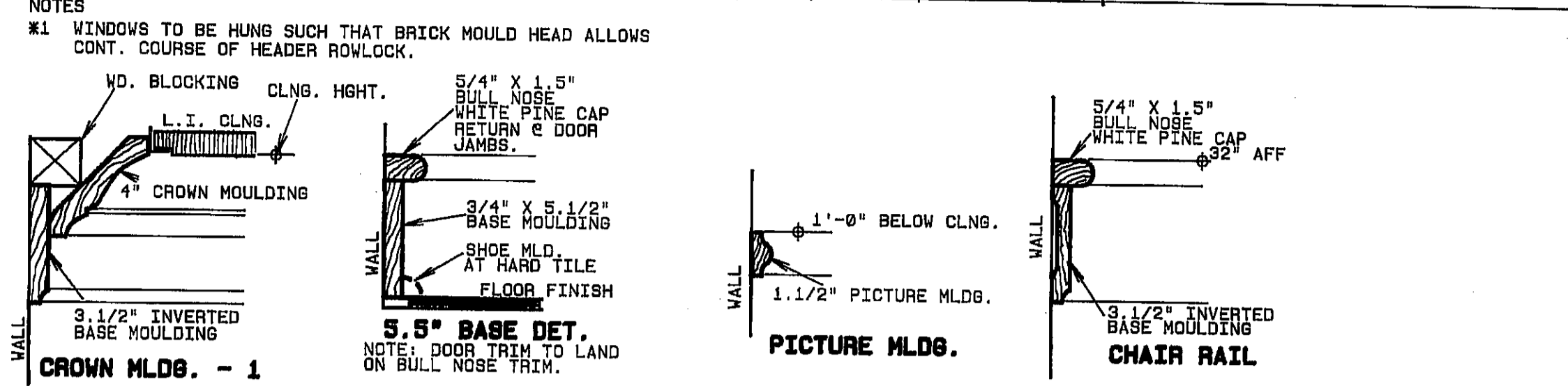
DOOR SCHEDULE NOTES

- #1 "SCHLAGE" -ORBIT, "A" SERIES, US3 FINISH.
- #2 PASSAGE AND PRIVACY HARDWARE TO BE "SCHLAGE" -ORBIT, "F" SERIES, US3 FINISH.
- #3 THRESHOLD STRIPS TO BE REBATED DESIGN BY "PEMCO" WITH ALUMINUM FINISH.
- #4 STORE FRONT DOOR UNIT TO HAVE SINGLE ACTION DESIGN WITH ACTIVE/INACTIVE LEAVES WITH SURFACE CLOSERS EACH LEAF AND DEADBOLT ONE LEAF WITH KEYS EXT. AND THUMB BOLT INT.
- #5 CLOSERS TO BE "NORTON" 8501 US3 EXCEPT DOOR UNIT #1.
- #6 UNITS 2,3&4 TO HAVE 1.1/2 PAIR OF HINGES 4.5"x4.5" "HABER" #1279 US3 WITH BALL BEARING TAMPER RESISTANT HINGES, US3. 1.3/8" TK. DOORS TO HAVE 1 PAIR 3" HINGES, US3. 1.3/4 TK DOORS TO HAVE 1.1/2 PAIR 4" HINGES, US3.
- #7 DOOR UNITS NUMBERS 14 AND 15 TO HAVE PUSH/PULL HARDWARE, US3.
- #8 PROVIDE "BULLET" CATCHES AND PUSH/PULL HARDWARE, US3.

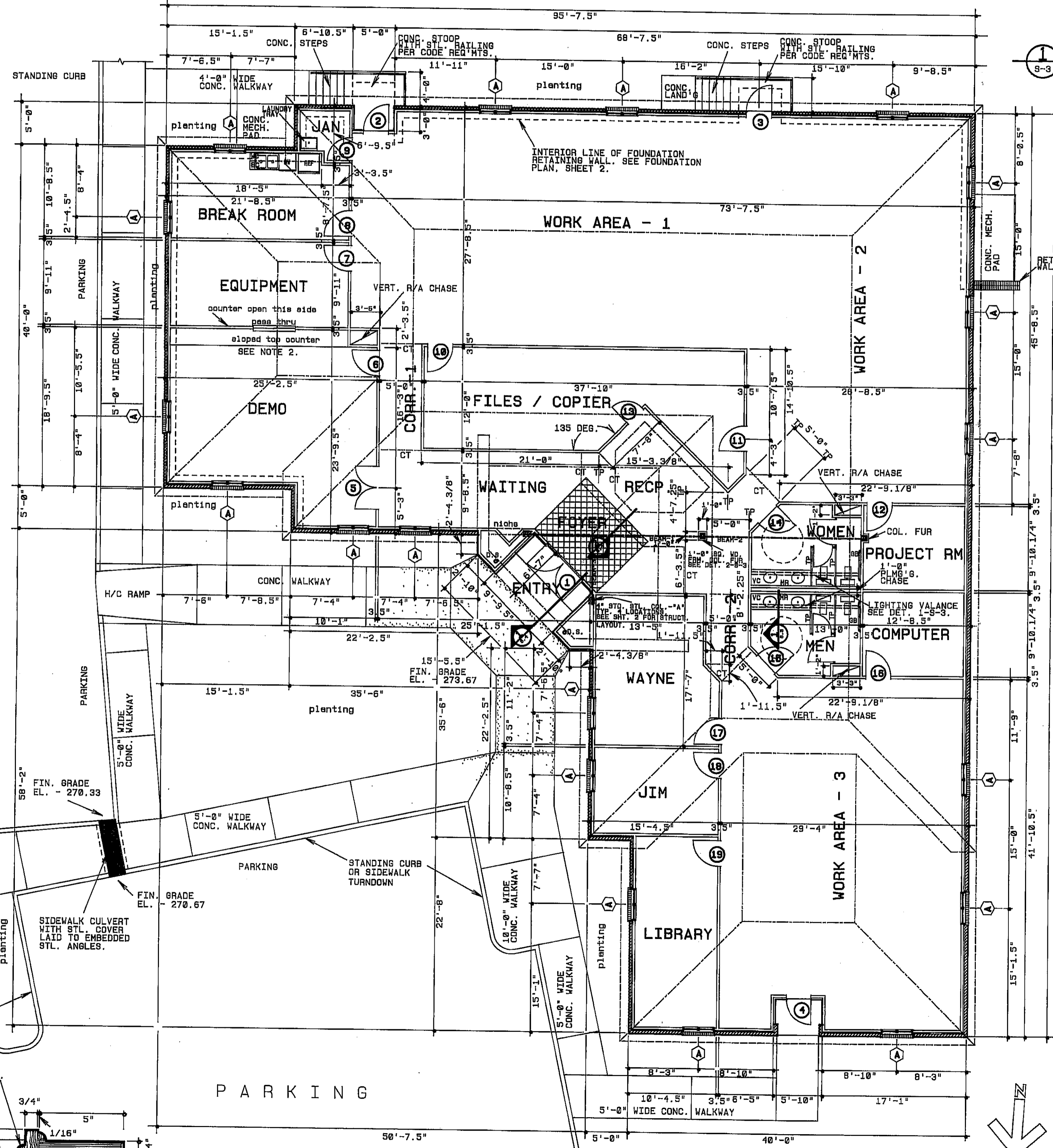


WINDOW SCHEDULE

MARK	TYPE	MAT'L	MANUFACTURER	CONST.	NOMINAL SIZE	TRANSOM	FRM'S	HEADER	REMARKS
A	EXT.	WOOD	NATIONAL	DBL. HUNG INSUL'D.	3'-4" x 5'-2"	16"	8'-7.5" AFF #1		UNIT HGT. NOT TO EXCEED 7'-4"
B	INT.	WINDOW	TYPE TO VERIFIED WITH S.S.B.		4'-0" x 3'-0"		6'-10"		



MOULDING DETAILING

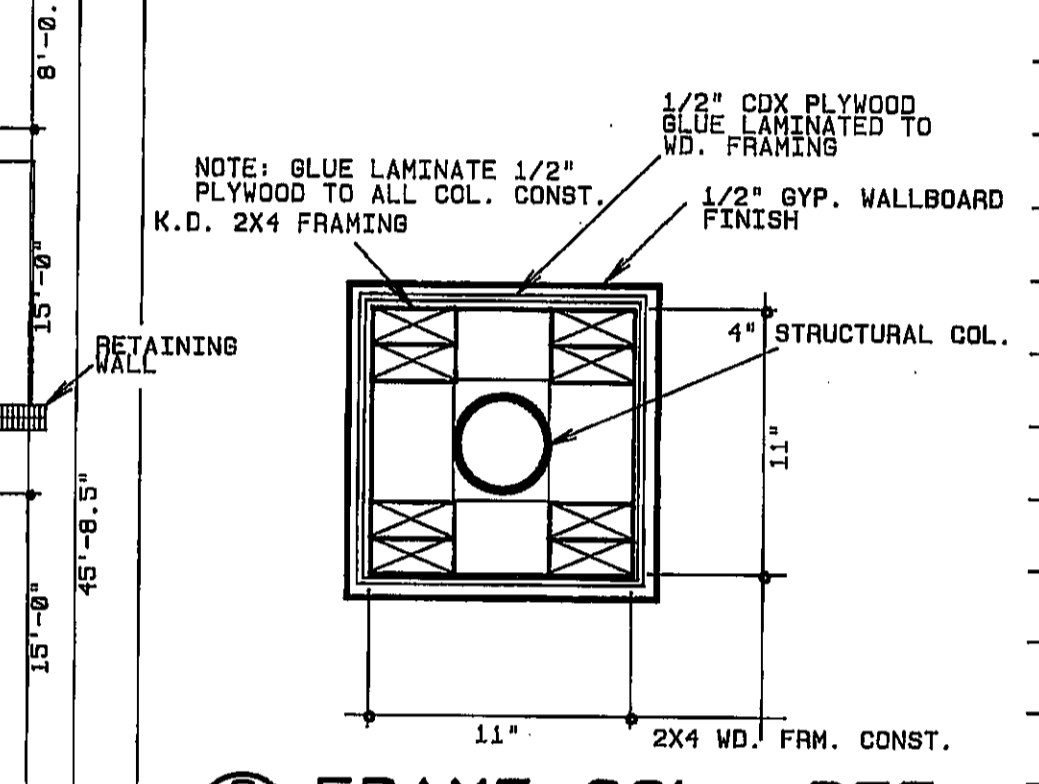
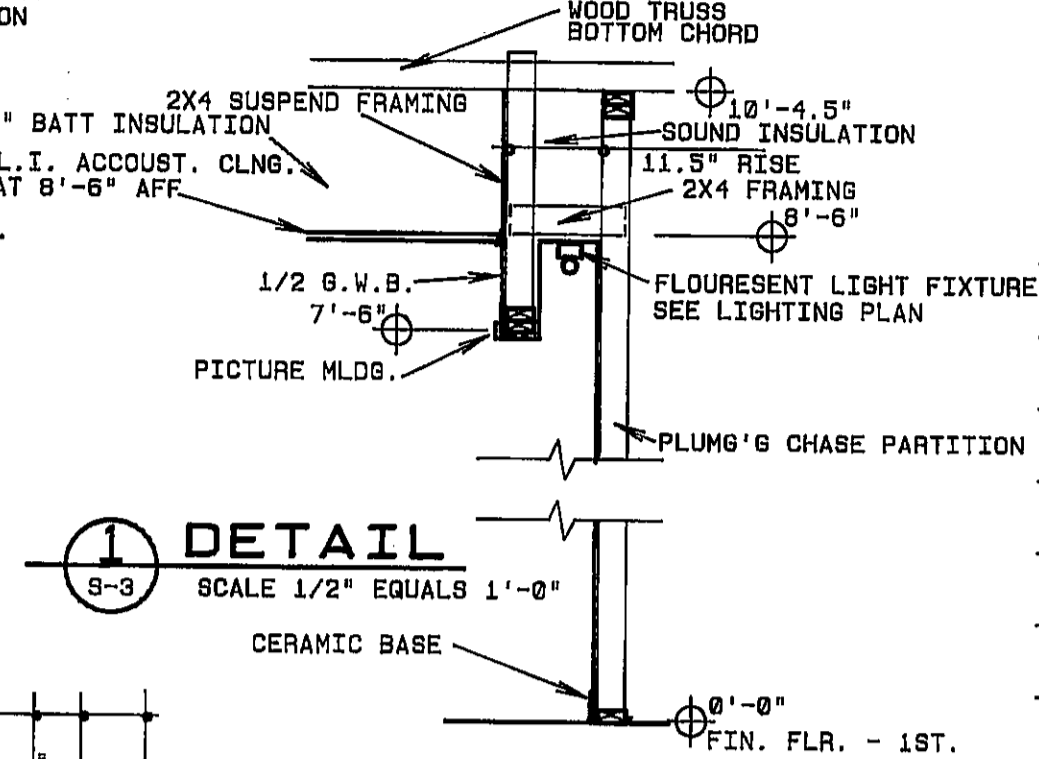


GENERAL NOTES

- 1. HANDCAP TOILET PARTITIONS SHALL BE IN ACCORDANCE WITH ADA REQUIREMENTS.
- 2. SLOPED TOP COUNTER IN DEMONSTRATION ROOM TO BE AS DIRECTED BY SOUTH CENTRAL BELL WITH DETAILS TO BE SUPPLIED LATER THAN THIS PLAN DATE.
- 3. SEE STRUCTURAL PLAN, SHEET 6, FOR LOCATIONS OF ATTIC DRAFT STOPS.

ABBREVIATIONS

- MTH - METAL THRESHOLD
- CR - CARPET REDUCER STRIP
- CT - CEILING TRANSITION
- GB - GRAB BAR
- BL - BUILDING LINE
- CL - CENTERLINE
- CAB - CABINET
- VERT - VERTICAL
- HORIZ - HORIZONTAL
- R/A - RETURN AIR
- OCH - ON CENTER HORIZ.
- OCV - ON CENTER VERT.
- BC - BASE CABINET
- WC - WALL CABINET
- VC - VANITY CABINET
- TP - TOILET PARTITION
- DS - DOWNSPOUT



DETAIL 1
SCALE 1/2" EQUALS 1'-0"

DETAIL 2
SCALE 1.1/2" EQUALS 1'-0"

Wassweiler ARCHITECT
205 264 9736

PROJECT NUMBER
EXISTING OWNERS' #92-137
COPYRIGHTmw 7 JUNE 1992



COPYRIGHT 1992, BY
DRAWING IS TO BE RESTRICTED TO AUTHORIZED PARTIES ONLY. DRAWING IS THE PROPERTY OF THE ARCHITECT AND HIS ASSOCIATES. UNAUTHORIZED USE, REPLICATION, OR MODIFICATION OF THESE DOCUMENTS OR INFORMATION CONTAINED HEREIN, WITHOUT WRITTEN CONSENT IS A FELONY.

SHEET TITLE AND NUMBER

3

FLOOR PLAN

SCALE 1/8" EQUALS 1'-0"
7,204 SQUARE FEET

SOUTH CENTRAL BELL BUILDING
CARMICHAEL ROAD MONTGOMERY, AL
JERRY KYSER BUILDER