

FOR SALE or FOR LEASE

FLEX



OFFERING SUMMARY:

14-16 McLeland Road St. Cloud, MN

Sale price: \$2,850,000 Lease Rate \$3.00 PSF

Building Size / Rentable SF: 109,000 SF

FLEXIBLE TERMS AVAILABLE

For Lease: 5,000 to 109,000 Square Feet

~6 Acres at the epicenter of St. Cloud

Outline:

The building is 109,000 rentable square feet and was home to two tenants in the financial credit industry. The building is now 100% vacant and cleared out for the most part.

Space is situated extremely well for budget office users need a lot of space, light manufacturing, climate controlled storage & warehousing, etc.

- Was more recently used as call center & warehouse
- Above average office build out & warehouse with HEAT & AC
- Great parking
- Below market rent
- Most affordable office / flex space in the market with this much square footage and above average finishes

Parcel
REAL ESTATE

Buildout

Flexible space that can be used for a variety of uses from office to mfg to warehouse.

Information

For Sale or For Lease

CONTACT:

Sam Johnson

sam@parcel.properties
320-420-1177
parcel.properties

FOR SALE or FOR LEASE

FLEX SPACE

CONTACT:


Sam Johnson

sam@parcel.properties

320-420-1177

parcel.properties

Parcel
REAL ESTATE



FOR SALE or FOR LEASE

FLEX SPACE

CONTACT:


Sam Johnson

sam@parcel.properties

320-420-1177

parcel.properties

Parcel
REAL ESTATE



FOR SALE or FOR LEASE

FLEX SPACE

CONTACT:

Sam Johnson

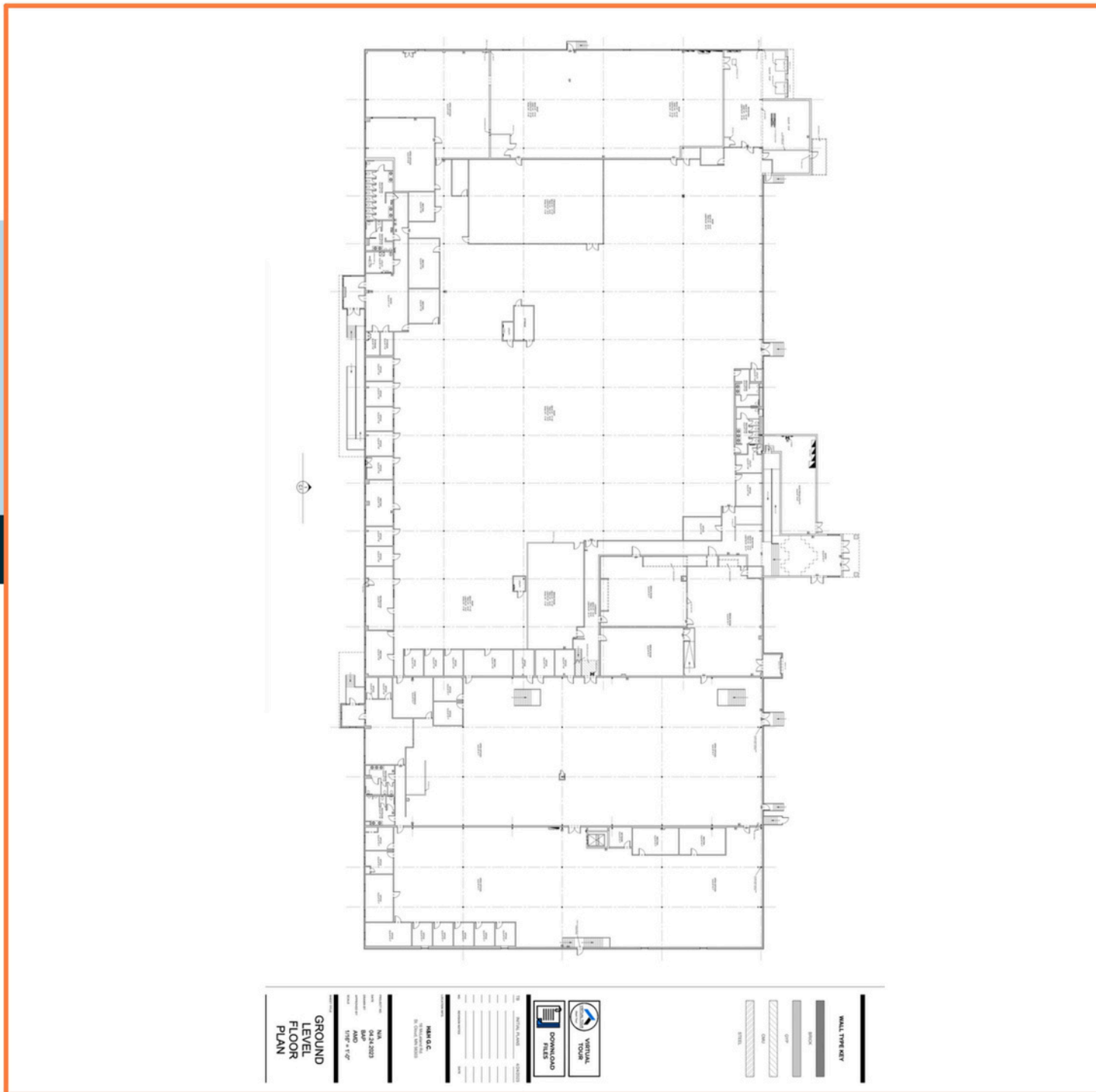
sam@parcel.properties

320-420-1177

parcel.properties

Parcel
REAL ESTATE

Main Floor Plan



FOR SALE or FOR LEASE SPACE

CONTACT:

Sam Johnson

sam@parcel.properties

320-420-1177

parcel.properties

Parcel
REAL ESTATE

