

FOR LEASE
INDUSTRIAL
30,959 SF on 4.6 ACRES

111 **MALTESE**
DRIVE
TOTOWA



Property Features

INQUIRE FOR LEASE RATE

- 30,959 SF Industrial/Flex Building on 4.6 Acres
- 23' Ceiling Height
- 26 Tailgates
- One (1) Drive-In
- 43 Auto Parking Spaces
- Excess Trailer Parking Space
- Sprinklers: Wet
- Office Space with Air-Conditioning
- Construction Underway
- Zoning: I-3
- Easy Access to Routes 80, 23, and US-46






NAI James E. Hanson
COMMERCIAL REAL ESTATE SERVICES, WORLDWIDE

 **For more information**

Christopher D. Todd, SIOR
Senior Managing Director, Institutional Services Group
201 488 5800 x117
ctodd@naihanson.com

Jordan W. Avanzato, SIOR
Senior Managing Director, Institutional Services Group
201 488 5800 x132
javanzato@naihanson.com

William Ericksen, SIOR, CCIM
Managing Director, Institutional Services Group
201 488 5800 x133
wericksen@naihanson.com

FOLLOW US!      | Offices: Teterboro | Parsippany | Allentown • naihanson.com | naisummit.com • Member of NAI Global with 325+ Offices Worldwide

SERVICES OFFERED

Brokerage • Property Management • Corporate Services • Financing • Tenant Representation • Cold Storage • Investment Services

THE INFORMATION CONTAINED HEREIN HAS BEEN OBTAINED FROM SOURCES CONSIDERED TO BE RELIABLE, BUT NO GUARANTEE OF ITS ACCURACY IS MADE BY NAI JAMES E. HANSON.

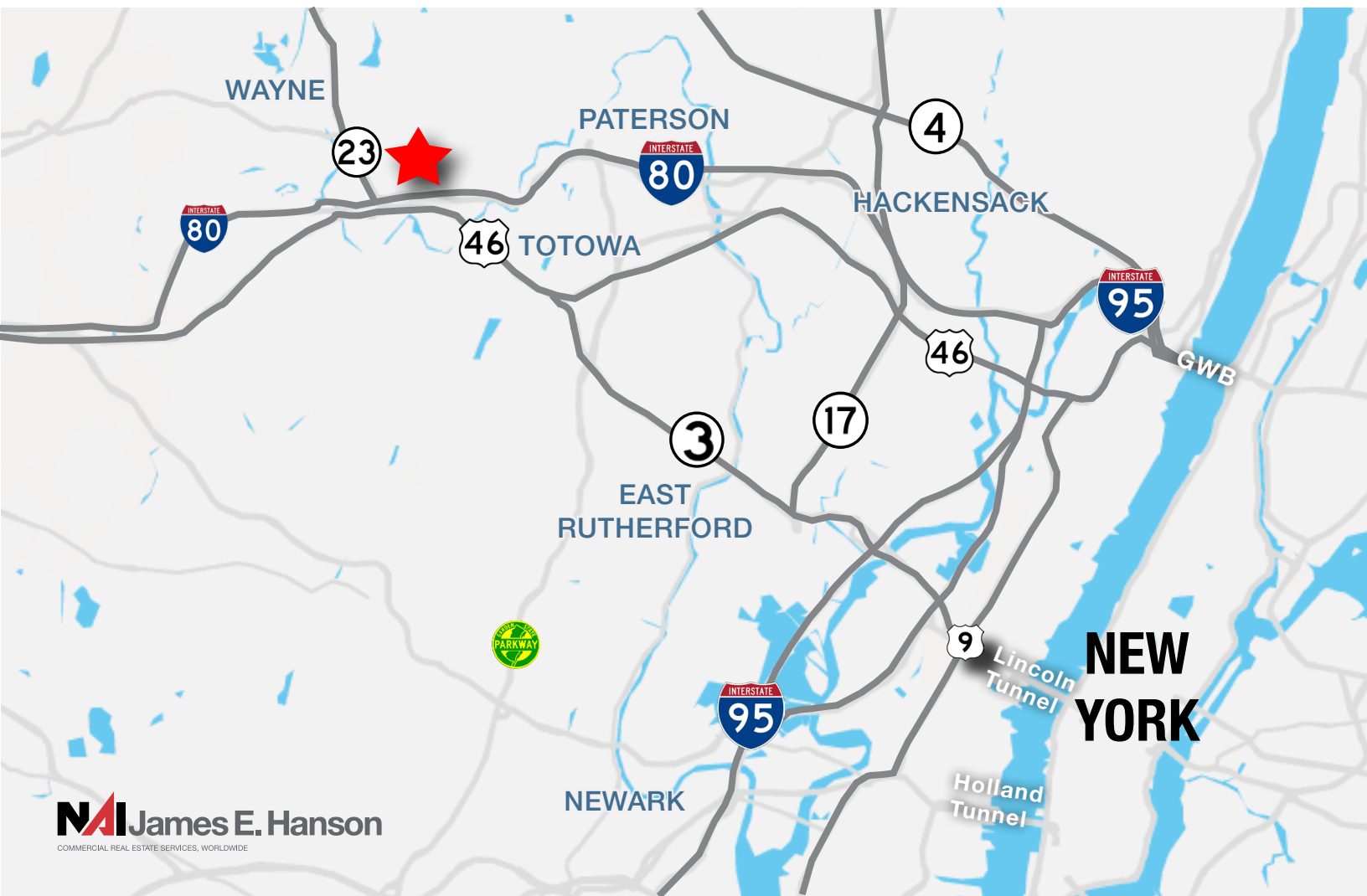
111 MALTESE DRIVE TOTOWA



AERIAL VIEW & HIGHWAY MAP

111

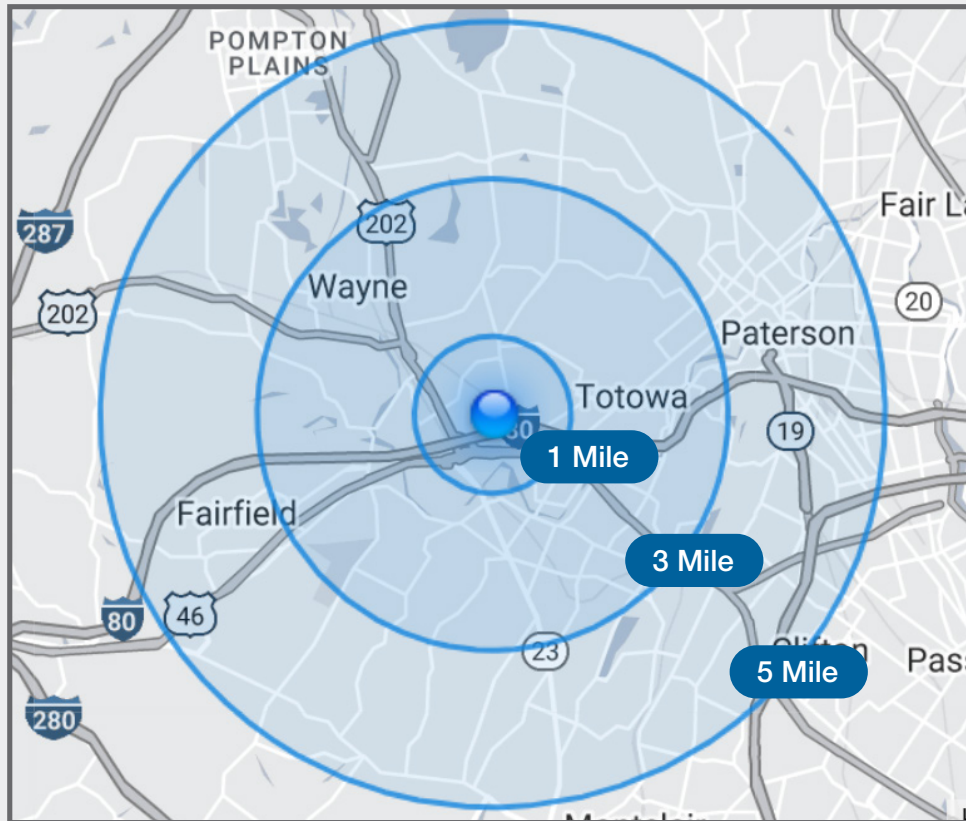
MALTESE
DRIVE
TOTOWA



DEMOGRAPHICS MAP & REPORT

111

MALTESE
DRIVE
TOTOWA



Demographics	1 Mile	3 Mile	5 Mile
Total Population	3,026	84,952	285,429
Median Age of Householder	43	42	41
Average Household Income	\$123,900	\$153,512	\$141,611