



FOR LEASE

6531 Two Notch Road, Unit C
±750 Flex Space ±1 Mile to I-20

Executive Summary

6531 Two Notch Road, Unit C

Property Highlights:

- ±750 SF flex space
- 15' ceilings
- Private entrances
- One roll-up door (10'x10')
- Shared bathrooms

Location Highlights:


- Great road frontage
- VPD: ±19,900
- ±1 mile to I-20
- ±2 miles to I-77
- ±5 miles to Downtown Columbia


Offering Summary

Suite Size: ±750 SF

Lease Info: \$850/month (MG)

Acreage, square footage, taxes, utilities and lot dimensions to be verified by Tenant and/or Tenant's Agent.

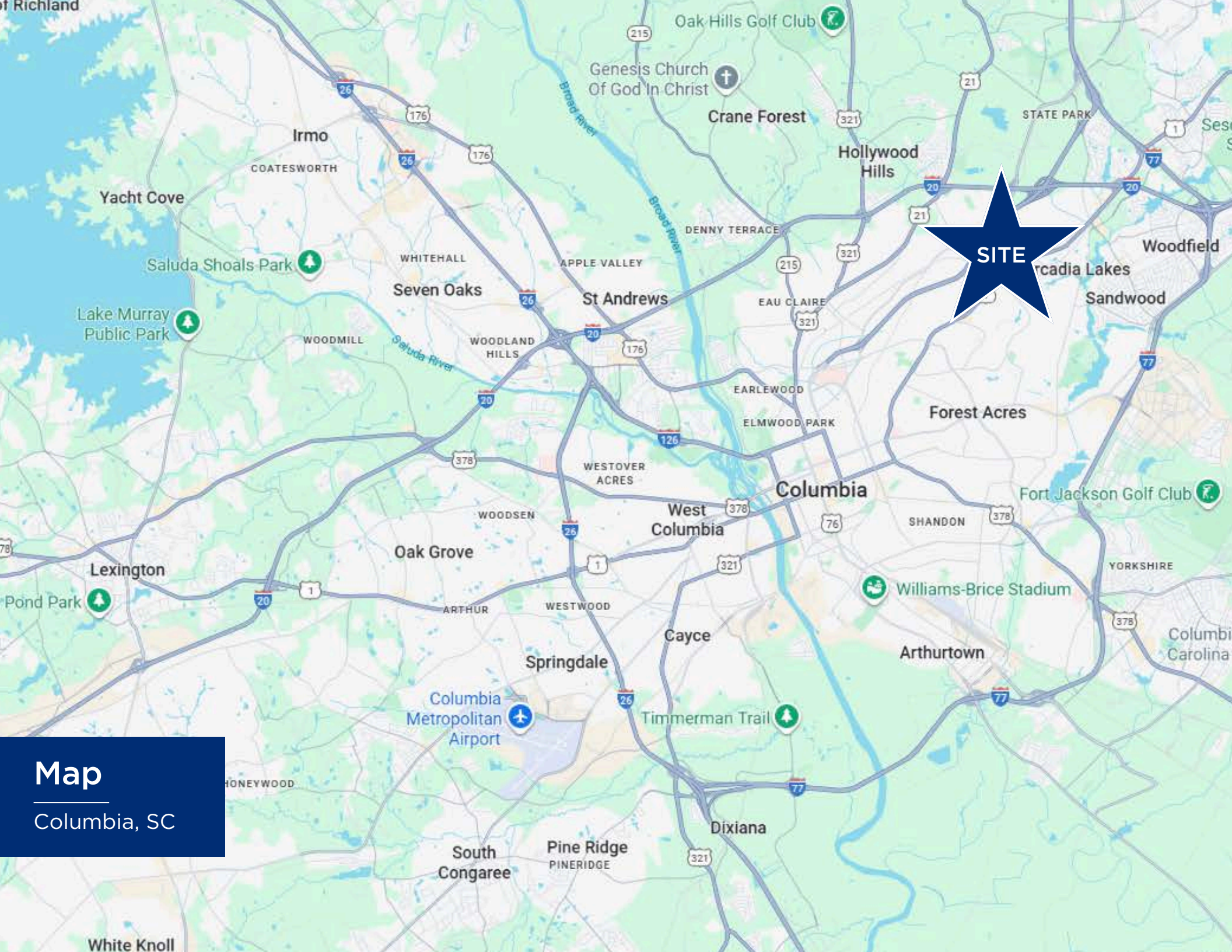




Map

Columbia, SC





SITE

Map
Columbia, SC

Contact Information

Reedy Property Group

WE KNOW THE MARKET BECAUSE WE'RE INVESTED HERE TOO

At Reedy Commercial, we care about the why behind a commercial property as much as the what.

That's because we believe resilient communities, and portfolios that weather any market, start with people who have a vision beyond a quick profit.

Our network is as valuable as our net worth because this is our market, too.

We're invested in every asset class of commercial real estate right where our roots run deepest. That's how we uncover powerful investments in unexpected locations that yield incredible returns. It's why our clients trust us over the latest trends. And, it's what ignites our deepest passion - turning real estate investments into legacies.



Jessica Hinson

803.269.2373

jhinson@reedypg.com



Bryan Kingrey

803.466.9621

bkingrey@reedypg.com

