



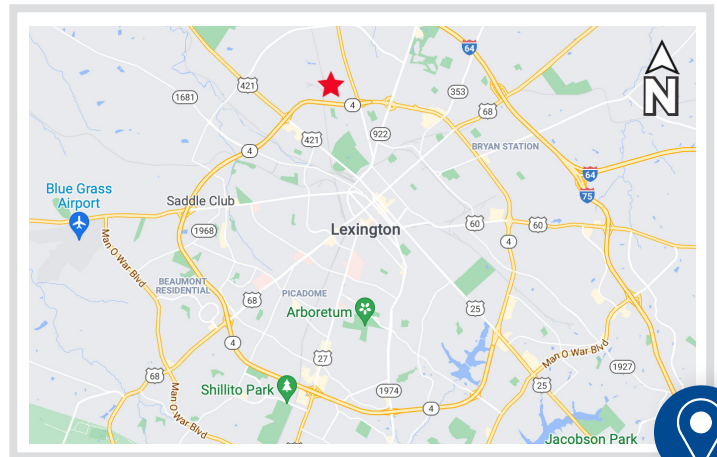
**1515 Mercer Road
Lexington, Kentucky 40511**

AVAILABLE



OVERVIEW

- 541,000 Available SF (Divisible)
- 688,373 Total SF
- 63.3 Acres
- Clear Height: 18' | 28' in crane bay
- Column Spacing: 40'x40' | 40'x75' in crane bay
- Rail – Norfolk Southern
- Truck loading: West side – (9) docks | East side – up to (45) spaces
- Floor: 6" reinforced concrete | 8" in high crane bay
- Single-ply rubber EPDM membrane roof
- Power: 12,470 volt transformer, 480 3-phase
- 10-ton bridge cranes in high bay areas | 1-5 tons in multiple locations
- Immediate access to New Circle Road and about (3) miles to I-75 and I-64



 **PREMIER**
Development Partners


 **BIG
INDUSTRIAL**






**1515 Mercer Road
Lexington, Kentucky 40511**

AVAILABLE



Warehouse



Warehouse



East Docks

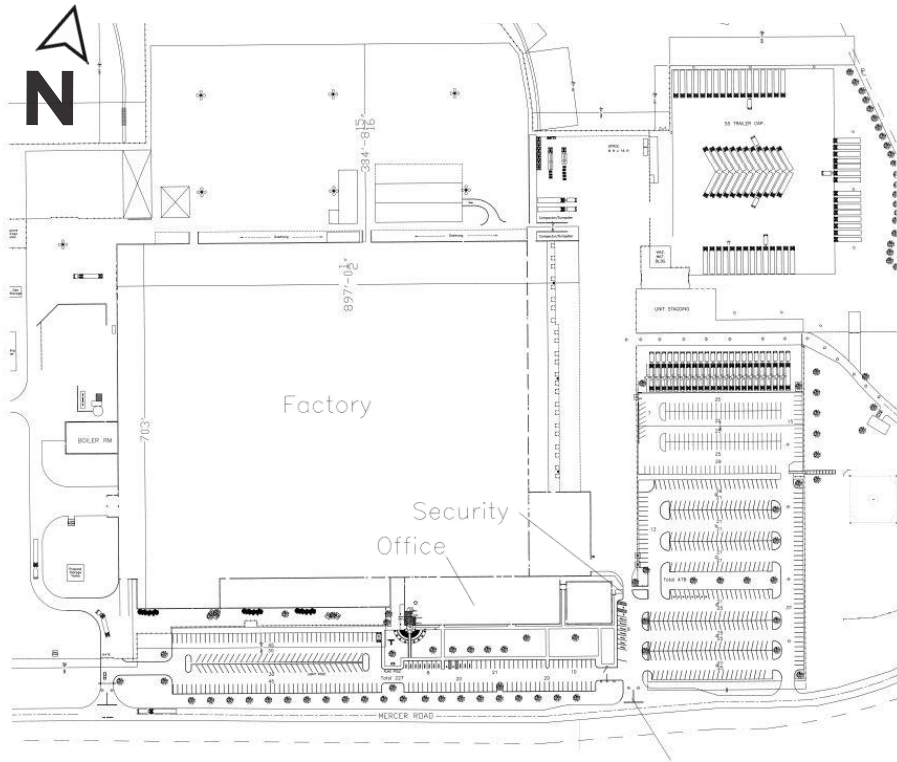
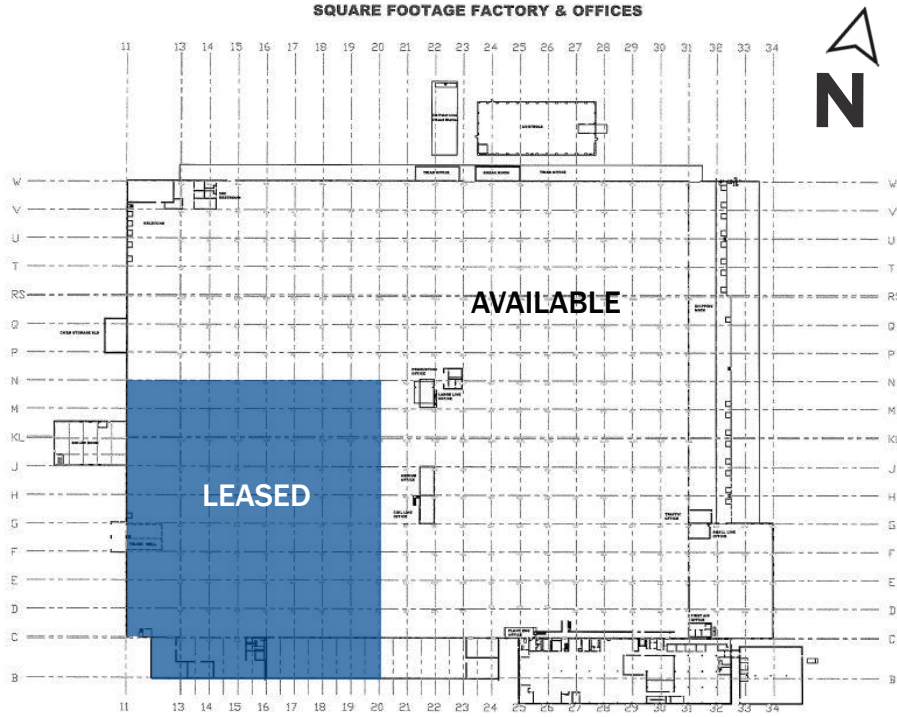


West Docks



**1515 Mercer Road
Lexington, Kentucky 40511**

FLOOR PLAN





**1515 Mercer Road
Lexington, Kentucky 40511**

AVAILABLE



4

FOR MORE INFORMATION, PLEASE CONTACT:

Brian Lenahan | 216.469.6423
brian@premierdevelop.com

Spencer Pisczak | 216.496.7000
spencer@premierdevelop.com

Thad Smith | 714.390.2356
tsmith@bigindustrial.com

Dan Smith | 816.223.8547
dsmith@bigindustrial.com

Information provided is obtained from sources deemed to be reliable, but is not guaranteed.